

## A Revision of the genus *Octotoma* (Coleoptera: Chrysomelidae, Hispinae)

C.L. Staines, Jr.  
3302 Decker Place  
Edgewater, MD 21037

### Abstract

The New World species of *Octotoma* are revised and keys, diagnoses, and descriptions are provided for the nine known species. The authorship of the genus belongs to Chevrolat rather than Dejean. *Octotoma intermedia*, from Mexico, is described as new.

### Introduction

The name *Octotoma* was first published in Dejean (1837). In this catalogue there was no generic description, but the name was validated by the transfer of *Hispia plicatula* Fabricius to this new genus (Article 12 b (5) Internat. Code Zool. Nomen. 1985). Though authorship of the genus has often been attributed to Dejean, it actually belongs to Chevrolat. Dejean (1837), in the introduction, gave responsibility to Chevrolat for genera produced out of the old genus *Hispia* (Barber & Bridwell, 1940). One other worker has been credited with authorship of *Octotoma*, namely Suffrian (1868). Full citations are presented below.

Guérin-Méneville (1844) described *O. scabripennis* from Mexico. Suffrian (1868) described *O. gundlachii* from Cuba. Chapuis (1875) gave the first generic description. Horn (1883) described *O. marginicollis* from Arizona and redescribed *O. plicatula*. Baly (1885) described *O. championi* from Guatemala and redescribed *O. scabripennis* and *O. marginicollis*. Weise (1910) described *O. crassicornis* from Brazil and later described *O. brasiliensis* from the same country (Weise, 1921). Uhmman (1940) described *O. nigra* from Brazil and later described *O. variegata* from Brazil (Uhmman, 1954).

*Octotoma* is in the tribe Uroplatini (Weise, 1911a) which is characterized by having the last antennal segments very closely united and the antennae appearing as three- to eight-segmented. The tribe is represented by thirty-two genera. *Octotoma* is distinguished by the following combination of characters: antennae short, 8-segmented, ending in a club, segment I subglobular, II cylindrical, VII as wide as VIII; antennal club not longer than the four preceding segments combined.

There are three other species names connected with *Octotoma*: *O. tessellata* Maulik which is a synonym of *Physocoryna scabra* Guérin-Méneville (Uhmman, 1932); *O. daguerri* Pic which is now in *Uroplata* (Uhmman, 1938); and *O. germaini* Pic which is now in *Acritispa* (Staines, 1988).

The biology and life history of several *Octotoma* species have been fairly well studied. *Octotoma scabripennis* is the best studied species because of its wide use in the biological control of *Lantana* sp. (Verbenaceae). Other species are known to a lesser extent and several have been used, but unsuccessfully, against *Lantana* sp. The life history will be discussed further under each species.

There has been no comprehensive study of *Octotoma*. Uhmman (1927) presented a key to the described species. Uhmman (1950) discussed the distinguishing elytral sculpture and shape for seven species. Other characters used in distinguishing species have been the presence of metallic sheen on the elytra; the sculpture of the clypeus; and the thickness, length, and shape of the antennal segments. All of these characters have been re-examined as well as the male genitalia, I have found the latter not to be useful in determining species.

The species of *Octotoma* fall into two distinct groups called "typical" and "atypical" by Uhmman (1950). The "typical" species: *plicatula*, *scabripennis*, *gundlachii*, *marginicollis*, and *championi* have 10 ½ rows of punctures, well developed elytral carinae, and asymmetrical elytral sculpture. The "atypical" species: *brasiliensis*, *crassicornis*, *nigra*, and *variegata* have 8 ½ rows of punctures, recognizable elytral costae, symmetrical elytral sculpture, and are parallel-sided. Since many of the genera of Uroplatini are distinguished primarily by the antennal structure, all species should be retained in *Octotoma* for they are uniform in this regard.

In the "typical" species the elytral sculpture is almost impossible to describe. The various longitudinal and transverse carinae are highly variable in placement and degree of development among individuals of the same species. Uhmman (1950) attempted to describe the elytral sculpture by dividing

each elytron into quarters and establishing a series of "honeycombs" (Honigwabe).

Types were examined for all species studied except *O. championi*, *O. gundlachii*, and *O. plicatula*. Lectotypes are designated for *O. brasiliensis* and *O. crassicornis*. In recording the label data from type specimens, a slash (/) divides data on different labels.

Measurements were taken with an ocular micrometer. Pronotal length and width were taken along the midlines. Elytral width was measured at the humeri. Elytral length was measured from the base to apex. Total length was measured from the base of the frontal sulcus to the apex of the elytra.

### *Octotoma* Chevrolat

*Octotoma* Chevrolat 1837:390.

*Octotoma* Dejean: Melsheimer 1853:119; Chapuis 1875:311; Monrós & Bechyné 1956:1135; Uhmann 1957:116; Balsbaugh & Hays 1972:187; Wilcox 1975:144; Riley & Enns 1979:80; Seeno & Wilcox 1982:161.

*Octotoma* Suffrian: Horn 1883:299; Baly 1885:87; Blatchley 1910:1225; Weise 1911a:31, 1911b:45; Leng & Mutchler 1914:458; Leng 1920:303; Blatchley 1924:44; Uhmann 1927:135, 1937b:336; Brimley 1938:230; Blackwelder 1946:729; Uhmann 1947:113, 1950:270; Papp 1953:92; Guerin 1953:102; Ford & Cavey 1985:53.

Type species: *Octotoma plicatula* (Fabricius), type species by monotypy (Article 68d Internat. Code Zool. Nomen.). Uhmann (1950) designated *O. scabripennis* as the type species under Article 67a of the Code. While Dejean (1837) listed both *plicatula* and *scabripennis* Dejean, there was no species description of *scabripennis* thus making it a nomen nudum. Uhmann's (1950) designation of *O. scabripennis* as the type species is not valid because it does not meet the requirements of Article 69a (Inter. Code Zool. Nomen.).

Description: Color variable, either black, black with reddish pronotum, brown, or brown with yellow. **Head:** median sulcus present or not; antennae 8-segmented, as long as head and pronotum combined; segment I subglobose; VII as wide as VIII; VIII clavate. **Pronotum:** transverse; anterior angles produced into tooth on either side of head; margined laterally; four depressions, two before and two after

midline. **Elytra:** each elytron at base slightly explanate, margin more or less irregularly arcuate, slightly overlapping pronotal base; with 8 ½ or 10 ½ rows of punctures; costae may be developed; some species with transverse and lateral carinae, these species having asymmetrical sculpture on each elytron. **Legs:** tarsal segment I small; II twice as long and wide; III longer than II, barely surpassing lobes of IV; all with setae beneath; claws divergent; empodium between claws.

### Key to the species of *Octotoma* Chevrolat

1. Elytra with distinguishable costae . . . . . 2
- 1'. Elytra without distinguishable costae . . . . . 5
- 2(1). Elytral costa I interrupted . . . . . 3
- 2'. Elytral costa I entire; Brazil . . . . . *variegata* Uhmann
- 3(2). Elytral costa I interrupted more than once . . . . . 4
- 3'. Elytral costa I interrupted one time; Brazil . . . . . *nigra* Uhmann
- 4(3). Elytral costa I interrupted three times; elytra expanded to apex; Brazil . . . . . *brasiliensis* Weise
- 4'. Elytral costa I interrupted four times (Fig. 1); elytra parallel-sided; Brazil . . . . . *crassicornis* Weise
- 5(1'). Carinae over entire elytra . . . . . 7
- 5'. Carinae only on apical half of elytra . . . . . 6
- 6(5'). Elytra not strongly expanded at apex (Fig. 2); larger species, 4.8-6.0 mm; southwest U.S. and Mexico . . . . . *marginicollis* Horn
- 6'. Elytra strongly expanded at apex (Fig. 5); smaller species, 3.6 mm.; Mexico . . . . . *intermedia* n.sp.
- 7(5). Pronotum black; body with metallic sheen; Cuba . . . . . *gundlachii* Suffrian
- 7'. Pronotum predominately red; body without metallic sheen . . . . . 8
- 8(7'). Apex of elytra with large flattened lamina (Fig. 3) . . . . . 9
- 8'. Apex of elytra without large flattened lamina (Fig. 4); Mexico to Nicaragua . . . . . *scabripennis* Guérin-Ménéville

- 9(8). Antennal segment II longer than I, III longer than II; lateral margin of elytra distinctly bisinuate; head without median sulcus; south Texas to Panama . . . *championi* Baly
- 9'. Antennal segment I and II equal in length, III barely longer than II; lateral margin of elytra weakly bisinuate; eastern half of the United States; head with median sulcus . . . . . *plicatula* (Fabricius)

### *Octotoma brasiliensis* Weise

*Octotoma brasiliensis* Weise 1921:270 (Lectotype (here designated): Brasil, Schaum/ *brasiliensis* n. sp./ coll. Haag/ typus/ Weise det./ *Octotoma brasiliensis*, type/ syntype/ Coll. DEI, Eberswale (DEIC)). Uhmann 1927:135; Blackwelder 1946:29; Uhmann 1950:260; Papp 1953:93; Uhmann 1957:116; Gaedike & Döbler 1971:344.

Description: Body flat; black variegated with dark reddish-brown. **Head:** vertex micropunctate; median sulcus deep; antennae mostly light reddish-brown; segments I-II reddish; V-VI broader than preceding; front light reddish-brown; clypeus darker. **Pronotum:** covered with large, coarse punctures; lateral margins evenly curved; basal margin bisinuate; disc highly elevated; median callus present; anterior margin straight; surface between punctures micropunctate; pronotal length 0.6 mm. (n=1); width 0.9. **Scutellum:** yellowish; micropunctate; orbicular. **Elytra:** lateral margins dentate, expanded to apex; narrowed after humeri; dilated at apex; apical margins dentate; 8 rows deep, coarse punctures; tricostate; costa I interrupted four times so that it forms five sections, one medially and two preceding and following; costa II interrupted three times, on basal fourth, just beyond middle, near apex; costa III entire, depressed in middle; puncture rows VII and VIII reduced to single row in middle; base reddish, remainder black with reddish markings; elytral length 3.1 mm; width 1.4. **Legs:** reddish; micropunctate. **Venter:** pro-, meso-, and metasterna punctate in middle, rugose at sides; abdominal sterna micropunctate, black in middle, reddish at sides. Total length 3.8 mm.

Discussion: Life history unknown. Immature stages undescribed. This species is most similar to *O. crassicornis*. It can be distinguished by the expanded elytral apices and elytral costa I being interrupted three times.

Larval hosts: Unknown.

Distribution: Brazil.

Specimens examined: **BRAZIL** (DEIC). Total: 1.

### *Octotoma crassicornis* Weise

Figure 1

*Octotoma crassicornis* Weise 1910:146 (Lectotype (here designated): 28381/ Brasilien/ 244/ Typus/ J. Weise det./ *Octotoma crassicornis*/ 23/ Brasilien/ 2838/ Zool. Mus. Berlin/ Lectotype, *Octotoma crassicornis* Weise, det. CL Staines, Jr. Paralectotype: Typus/ J. Weise det./ Brasilien, 28381/ Zool. Mus. Berlin/ Paralectotype, *Octotoma crassicornis* Weise, det. CL Staines, Jr. (ZMHB)). Weise 1911a:31, 1911b:45; Uhmann 1927:136; Blackwelder 1946:729; Uhmann 1950:261; Papp 1953:93; Uhmann 1957:116.

Description: Body color yellowish-brown; head and pronotum lighter. **Head:** vertex micropunctate; median sulcus present, deep; antennae thick, segments I-II subequal, as long as wide; IV-VI transverse, decreasing in length, V-VI wider than IV. **Pronotum:** margined laterally, four clusters of dense, large punctures on disc; midline impunctate, rest with scattered large punctures; raised areas micropunctate; pronotal length 0.6-0.7 mm. (avg. 0.65, n=2); width 0.8-0.9 (avg. 0.85). **Elytra:** brown except for apical fifth which is yellow; almost parallel-sided; lateral margins dentate, most pronounced at exterior apical angles; four straight costae; costa I weakly developed at base, interrupted three times, section before and after middle, last section, the longest beginning at elytral declivity and ending before reaching apical margin, section behind middle curved; costa II interrupted four times, basal section longest, section two weak and low, section three in the gap between sections two and three of costa I, section four ends at elytral declivity, section five short, slightly curved; costa III short, most visible at humeri; IV fine, weak, interrupted once, strongest at apex; all costae united by transverse carinae, all raised sections of costae strongly produced; elytral length 2.5-2.7 mm (avg. 2.69); width 1.3. **Venter:** pro-, meso-, and metasterna black; metasternum punctate in middle; metasternum punctate; abdomen yellow. Total length 3.2-3.3 mm (avg. 3.25).

Discussion: Life history unknown. Immature stages undescribed. This species is most similar to *O.*

*nigra*. It can be distinguished by elytral costa I being interrupted four times, the costal sections being strongly produced, and the pronotum having depressions near the basal margin.

Larval hosts: Unknown.

Distribution: Brazil.

Specimens examined: **Brazil** (ZMHB). Bresil, Garaca, 2/IX/1884 (USNM). Total: 3.

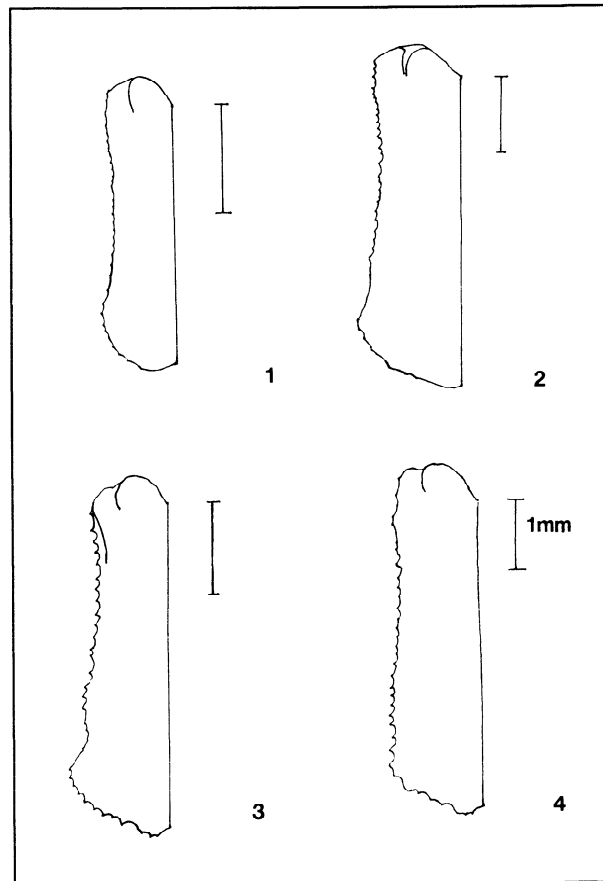
### *Octotoma nigra* Uhmann

*Octotoma nigra* Uhmann 1940:454 (Holotype: Reed/ Bahia/ Holotypus/ *Octotoma nigra* Uh., Uhmann det. 38/ (BMNH). Paratype: Brasilia/ Paratypus (BMNH)). Blackwelder 1946:729; Uhmann 1950:260; Papp 1953:93; Uhmann 1957:116; Gaedike & Döbler 1971:355.

**Description:** Body black, parallel-sided. **Head:** black; vertex micropunctate; median sulcus present; two large punctures on either side of sulcus near eyes; antennae in pit; antennae light reddish-yellow; segment I punctate; II cylindrical, punctate, as long as I; III widens to apex, longer than II; IV-VI transverse, punctate; VII with rows of setae; VIII elliptical, with rows of setae, twice as long as VII. **Pronotum:** covered with large, coarse punctures; disc with longitudinal furrow; area between punctures micropunctate; basal area around disc depressed; basal margin sinuate; lateral margins weakly convergent; pronotal length 0.7 mm. (n=3); width 1.2. **Scutellum:** quadrate; reddish-brown. **Elytra:** eight rows of punctures; scutellar row of two punctures; rows VII & VIII united at middle; costa I interrupted in middle, more raised on apical half; II raised at base, in middle, and apex; III weak, most visible at apex; elytra narrows after humeri; apices individually rounded; lateral margin serrate; apical margin irregularly toothed; costae II & III united at apex; elytral length 3.8-4.1 mm (avg. 3.9); width 1.9.

**Venter:** pro- meso-, and metasterna black; abdomen yellow. **Legs:** reddish-brown. Total length 4.5-4.9 mm (avg. 4.7).

**Discussion:** Life history unknown. Immature stages undescribed. This species is most similar to *O. crassicornis*. It can be distinguished by elytral costa I being interrupted one time, the weak costae, and the lack of depressions near the base of the pronotum.



Figs. 1-4. Left elytron of *Octotoma* species. 1. *crassicornis*. 2. *marginicollis*. 3. *plicatula*. 4. *scabripennis*.

Larval hosts: Unknown.

Distribution: Brazil.

Specimens examined: **BRAZIL:** no further data (ZMHB). Bahia (BMNH); Brasilia (BMNH). Total: 3.

### *Octotoma variegata* Uhmann

*Octotoma variegata* Uhmann 1954:499 (Holotype: 2683/ BRAZIL, Dr. G. Bondar/ Holotypus/ E. Uhmann det. 1952, *Octotoma variegata* Uh. (BMNH); type locality Bahia (Uhmann, 1954)). Gaedike & Döbler 1971:362.

**Description:** Body color reddish-brown with black markings, parallel-sided. **Head:** reddish-brown; median sulcus present; frons dark, transverse; row of punctures on inner margin of each eye; eyes

coarsely faceted; vertex micropunctate; antennae yellow-brown; segment I-II globular, subequal; III smaller, conical; IV-V conical, shorter than III; VI transverse; VII wider than VI, as long as II. **Pronotum:** twice as long as wide; covered with large, coarse punctures, except disc which is impunctate; lateral margins almost parallel anteriorly, weakly convex after middle; front angles acute; pronotal length 0.8 mm. (n=1); width 1.1. **Scutellum:** reddish-brown; quadrate. **Elytra:** with eight rows of punctures; with scutellar row of three punctures; narrows slightly after humeri; tricostate- I and III entire, II interrupted in middle, II and III united at apex, none strongly produced; lateral margin finely serrate; suture carinate; apical margin finely dentate; apices individually weakly rounded; elytral length 3.1 mm; width 1.5. **Venter:** dark. **Legs:** femur clavate. Total length 4.0 mm.

**Discussion:** Life history unknown. Immature stages undescribed. This species is most similar to *O. nigra*. It can be distinguished by elytral costa I being entire.

**Larval hosts:** Unknown.

**Distribution:** Known only from the type locality.

**Specimens examined:** BRAZIL (BMNH). Total: 1.

### *Octotoma championi* Baly

Map 1

*Octotoma championi* Baly 1885:88 (type not seen; type locality Guatemala). Donckier 1899:571; Weise 1911a:31, 1911b:45, 1921:270; Uhmman 1927:135, 1934:274, 1937a:64; Maulik 1937:139; Blackwelder 1946:729; Uhmman 1949:25, 1950:266; Papp 1953:93; Uhmman 1957:116, 1961:20; Harley 1969:836; Wilcox 1975:144; Diatloff 1977:165; Julien 1982:50; Riley & Balsbaugh 1988:150.

*Octotoma* sp. probably *plicatula*: Krauss 1962:136, 1964:92.

*Octotoma* sp.: Fullaway 1958:73.

**Description:** Head and elytra black, pronotum reddish with black maculae. **Head:** vertex black; micropunctate; median sulcus absent; row of punctures along inner margin of each eye; front reddish; antennae divided by keel; clypeus punctate; antennae reddish; segment II transverse, longer than I; III cylindrical,

longer than II; IV-VI transverse; VIII elliptical, hirsute. **Pronotum:** reddish; anterior margin black; row of punctures on anterior margin; six black maculae, one on each lateral margin in middle, two transverse on anterior half, two large circular ones on posterior half; disc smooth, except for several large punctures; pronotal length 0.7-0.8 mm (avg. 0.7; n=15); width 1.3-1.4 (avg. 1.4). **Scutellum:** alutaceous, reddish-yellow, transverse. **Elytra:** black; carinae over entire surface; lateral margins dentate; apical margins more dentate; exterior apical margin with flattened lamina; elytral length 3.6-4.4 mm (avg. 3.9); width 1.7-2.0 (avg. 1.9). **Legs:** reddish; pro- and mesofemur with tooth, punctate; protibia flattened. **Venter:** alutaceous at sides. Total length 4.3-5.3 mm (avg. 4.7).

**Discussion:** Life history unknown. Larva and pupa described by Uhmman (1949). The larval mine is very narrow, with a very faint fecal trail. Pupation occurs in the mine near the starting point (Uhmman, 1937a). Adults feed on foliage by destroying the upper epidermis of leaves (Diatloff, 1977). This species is most similar to *O. plicatula*. It can be distinguished by antennal segment II being longer than segment I; elytral carinae sharper and more elevated; sinuation of lateral elytral margin anterior to apical margin more distinct; apical elytral angle more angular and more coarsely serrate; and the vertex of the head without a median sulcus.

**Larval host plants:** *Lantana camara* L., *L. hispida* H. B. & K., and *L. trifolia* L. (Diatloff, 1977). Diatloff (1977) tested feeding and oviposition of *O. championi* on 52 plant species in 27 families. Minor adult feeding was noted on *Mentha* sp., *Oreganum* sp. (Labitae), and *Sesamum* sp. (Pedaliaceae).

**Distribution:** South Texas to Panama.

**Specimens examined:** COSTA RICA: Cartago, 2/VII/1974 (USNM); San Jose (USNM); Turrialba, IX/1956 (HDOA). GUATEMALA: (USNM). HONDURAS: Sta. B, 13 km SE El Mochito, 16/VII/1977 (EGRC). MEXICO: DF (USNM). Chiapas- 25 mi S. Malpaso, 25/V/1969 (CNC). Colima- Vuleano (USNM); Vulkan (USNM). Morelos- Cuernavaca, V/1945, VIII/1955, IX/1955 (USNM). Nayarit- Tepic, 20-24/VII/1952 (UAIC). San Luis Potosi- 13 mi W. El Naranjo, 3200 ft., 30/VI/1965 (TAMU); El Salto de Agua, 28-30/VII/1960 (CNC). Tabasco- Campo Exp. CSAT, 20 km W. Cardenas, 22/VII/1980 (TAMU). Tamaulipas- Bacatoma, 7 km SSE Gomez Farias, 25-30/III/1978 (EGRC); Mun. Gomez Farias, La Florida, "Poza Azul", 2/IV/1987 (PRJC). Veracruz- Sn. Rafael, Jicaltepec (MCZC); Veracruz, 6/X/1962 (USNM). NICARAGUA: Jinotega- 9 mi SE Jinotega, 5100 ft., 15/VII/1974 (EGRC). PANAMA: Chiriqui- Las Lagunas, 4 km W Hato de Vulcan, 1360 m, 13/X/1975 (STRI). UNITED STATES: Texas: Cameron Co.- Brownsville, 12/V/1919 (USNM); 6 mi NW Brownsville on HWY

281, 6-7/X/1984; Sabal Palm Grove Sanct., 28-29/III/1986 (EGRC). Total 62.

### *Octotoma gundlachii* Suffrian

Map 1

*Octotoma gundlachii* Suffrian 1868:234 (type not examined; type locality Cuba). Uhmman 1950:264, 1957:116; Wilcox 1975:144.

*Octotoma gundlachi*: Gemminger & Harold 1876:3610; Donckier 1899:571; Weise 1911a:31, 1911b:45; Leng & Mutchler 1914:458; Uhmman 1927:135, 1932:266; Blackwelder 1946:729; Papp 1953:93; Vaurie 1956:80; Fullaway 1958:73; Krauss 1962:136, 1964:92; Harley 1969:836; Bruner, et. al. 1975:185.

**Description:** Body color black with metallic sheen. **Head:** vertex alutaceous; row of punctures on inner margin of eye; median sulcus present; keel present between antennae, extended onto vertex; antennae reddish-brown, darker at apex; I-VI punctate. **Pronotum:** margins black, disc reddish-brown; covered with coarse, dense punctures; anterior margin prolonged into tooth on either side of head; pronotal length 0.7-0.9 mm (avg. 0.76, n=10); width 1.1-1.6 (avg. 1.4). **Scutellum:** black, alutaceous. **Elytra:** carinae over entire surface; lateral margin sparsely dentate; apical margin dentate; elytral length 3.6-4.3 mm (avg. 4.0); width 1.9-2.3 (avg. 2.1). **Legs:** black; femur punctate at apex, profemur with blunt tooth near apex on inner margin. **Venter:** black. Total length 4.3-5.1 mm (avg. 4.7).

**Discussion:** Life history unknown. Immature stages undescribed. This species was introduced into Hawaii as a biological control agent against *Lantana* sp., but has not become established (Krauss, 1962). It is similar to *O. championi*, *O. plicatula*, and *O. scabripennis*, and can be distinguished by the black pronotum, the metallic sheen of the body, and by its distribution.

**Larval hosts:** *Lantana* sp. (Vaurie, 1956).

**Distribution:** Cuba.

**Specimens examined:** CUBA: no further data (USNM); 14/IV/1953, IV/1953 (HDOA). Loma de Camoa, Habana, 14/III/1952 (CLS). Havana, IV/1952 (HDOA). Paro del Nedis, 2/VI/1933 (USNM). Soledad, 19/XI/1926 (USNM), 27/V/1925, V/1929 (MCZC), 16/XI/1926 (FSCA). Yateras Dist., Oriente, 1918 (USNM). Total: 27.

### *Octotoma intermedia*, new species

Figure 5, Map 2

**HOLOTYPE:** Mexico: Tampaulipas Mun: Cd. Victoria, Canon La Libertad, 7/III/1986, P. Kovarik; ground trash./ **HOLOTYPE,** *Octotoma intermedia* Staines, det. C. L. Staines, Jr., 1987. (deposited in USNM). **PARATYPE:** Mexico: Tampaulipas, Mun. Gomez Farias, La Florida, "Poza Azul", 2/IV/1987, R. Jones/ **PARATYPES,** *Octotoma intermedia* Staines, det. CL Staines, Jr., 1987. (deposited in PRJC). **MEXICO:** Tampaulipas, Nacimiento del Rio Frio, 5 mi. S. Gomez Farias, 400ft., 5-6.vi 83, R. Anderson, tropical decid. forest/**PARATYPE,** *Octotoma intermedia* Staines, det. C.L. Staines, Jr., 1988. (deposited in I.S. Askevold collection).

**Description:** Body color yellow with brown markings. **Head:** vertex black at base, yellow between eyes; micropunctate; median sulcus present; front yellow; antennae yellow; segment II thick; III-V cylindrical, thinner than II, III longest; VI transverse; I-VI glabrous; VII-VIII hirsute. **Pronotum:** yellow with two black maculae; anterior margin with strong tooth on either side of head; lateral margins convergent to base; basal margin bisinuate; covered with large, coarse punctures, less so on disc; lateral margin with small lamina; pronotal length 0.6-0.7 mm (avg. 0.65, n=2); width 1.0-1.1 (avg. 1.0). **Scutellum:** yellow; quadrate; micropunctate. **Elytra:** yellow with brown markings; expanded to apex; exterior apical angles greatly expanded, scalloped; lateral margins dentate, more so at base, sinuate; carinae on apical half of elytra, most distinct in middle; sutural margin carinate; elytral length 2.9-3.0 mm (avg. 2.9); width 1.5-1.6 (avg. 1.5). **Legs:** tibiae widened to middle, narrowed to apex; base yellow, apex black, punctate on apical half; femur yellow at base and apex, dark in middle, punctate on apical half, micropunctate. **Venter:** prosternum micropunctate, yellow in center and sides, rest black; mesosternum black, micropunctate; metasternum black, punctate at sides; abdominal sterna dark medially, yellow at sides. Total length: 3.6 mm.

**Etymology:** Combination of inter= between and medius= middle, Latin; for the unifying character of the elytral sculpture.

**Discussion:** Life history unknown. Immature stages undescribed. This species is most similar to *O. marginicollis*. It can be distinguished by its smaller size and the expanded elytral apices.

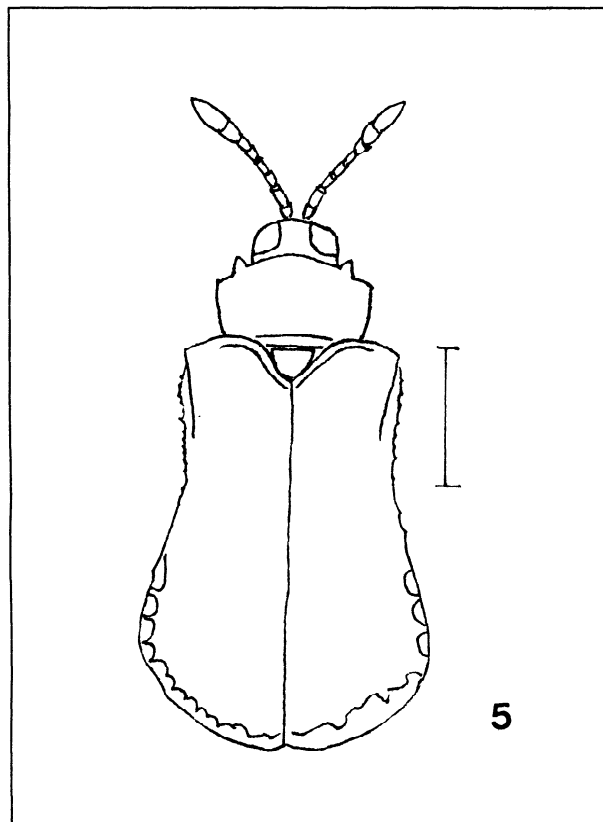


Fig. 5. Habitus of *Octotoma intermedia*, n.sp.

Larval hosts: Unknown.

Distribution: Tamaulipas, Mexico.

Specimens examined: **MEXICO:** Tamaulipas Mun: Cd. Victoria, Canon La Libertad, 7/III/1986 (USNM); Mun. Gomez Farias, La Florida, "Pozo Azul", 2/IV/1987 (PRJC); Nacimiento del Rio Frio, 5 mi. S. Gomez Farias, 400ft., 5-6/VI/1983 (Askevold). Total: 3.

### *Octotoma marginicollis* Horn

Figure 2, Map 1

*Octotoma marginicollis* Horn 1883:300 (Lectotype: Ari[zona], type 3880, here designated; Paralectotypes- Ari[zona], Paratype (numbered 3880.2 through 3880.10), MCZC). Baly 1885:88; Champion 1894:240; Donckier 1899:571; Chittenden 1902:89; Weise 1911a:31, 1911b:45; Leng 1920:303; Weise 1921:270; Frost 1924:465; Jones & Brisley 1925:174; Uhmman 1927:136; Blackwelder 1946:729; Uhmman 1950:262; Papp

1953:93; Uhmman 1957:116; Gibson & Carrillo 1959:128; Wilcox 1975:144.

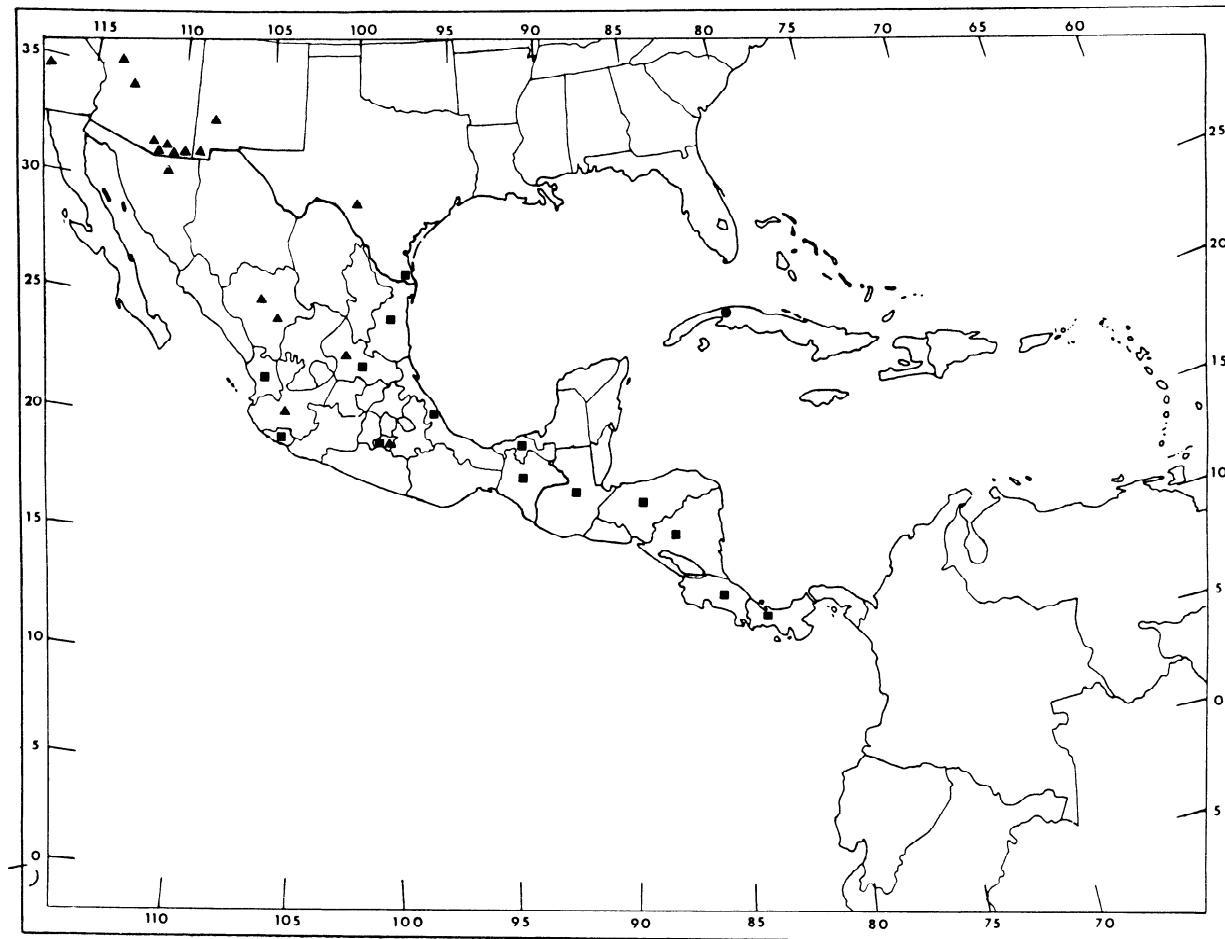
Description: Body color yellow with brown or black markings or black. **Head:** yellow; eyes dark; antennal segment II larger and wider than I, transverse; III cylindrical; median sulcus present; vertex micropunctate; row of parallel punctures on each side of sulcus; eyes coarsely faceted. **Pronotum:** posterior margin with deep pit on each side of midline; covered with coarse, dense punctures; completely margined; yellow with reddish-brown markings or entirely dark; length 0.7-1.1 mm (avg. 0.9; n=26); width 1.4- 1.7 (avg. 1.6). **Scutellum:** yellow; quadrate; micropunctate. **Elytra:** base yellow, apical half black or entirely dark; 10 rows of confused punctures at base plus scutellar row of 3 punctures; lateral and apical margins dentate; costa II distinctly raised from humerus to middle; apical half with carinae, difficult to follow puncture rows; apical margin flattened; apices individually rounded; length 4.0-5.0 mm (avg. 4.3); width 2.0-2.4 (avg. 2.2). **Legs:** tibia with tuft of setae on inner apical margin; femur clavate, punctured on apical two-thirds. **Venter:** prosternum reddish-brown anteriorly, black posteriorly; row of punctures along process, apex of process rugose; mesosternum medially transverse, punctate, rugose laterally; metasternum punctate, more dense laterally; abdominal sternae I-II punctate in middle, rest rugose; III rugose lateral anterior margin, with 3 rows of punctures; IV-V with 3 rows of punctures; VI with 4 rows of punctures. Total length 4.8-6.0 mm (avg. 5.3).

Discussion: Life history unknown. Immature stages undescribed. This species is most similar to *O. intermedia*. It can be distinguished by the elytral apices not being expanded and its larger size. It is variable in color, with a bicolored yellow and brown form and an entirely black form. The placement of the depressions and carinae on the elytra are quite variable.

Larval hosts: *Perezia thurberi* Gray (Compositae) (Jones & Brisley, 1925). Adults have been collected off *Fraxinus* sp. (Oleaceae) (Chittenden, 1902).

Distribution: Arizona, southern California, New Mexico, Texas, and Mexico.

Specimens examined: **MEXICO:** Serrino, Buena Vista, 6000 ft., Sierra del Carmen, Coah., 18/VII/1938 (TAMU). Durango- VII/1896 (USNM); 5 mi W. Durango, 1/VIII/1964 (CNC); 24 mi W. La Ciudad, 20/VI/1964 (CNC). Jalisco- mts N

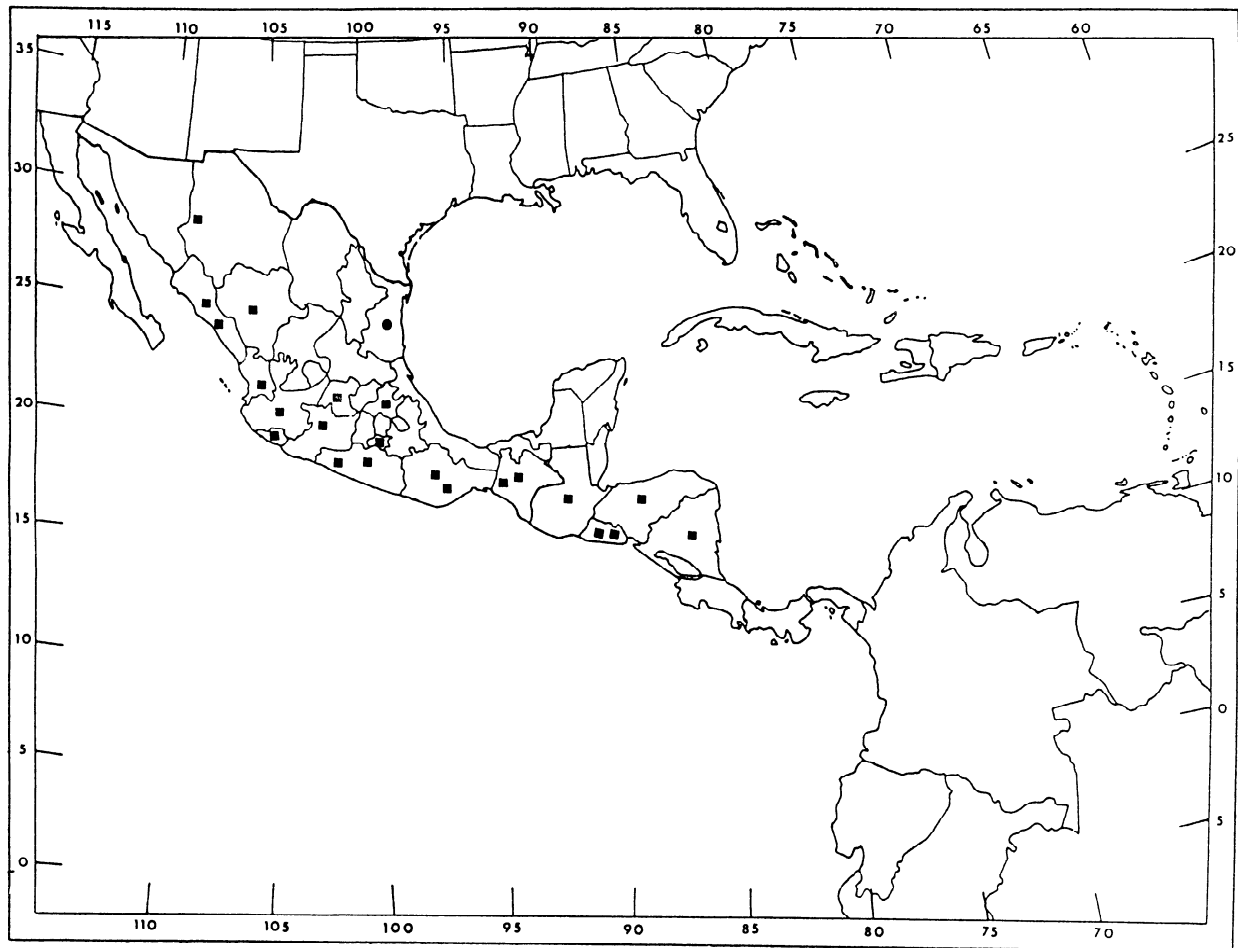


Map 1. Distribution of *Octotoma* species: *championi* (squares); *gundlachii* (circles); *marginicollis* (triangles).

Ajijic, 16/VII/1964 (UAIC). Morelos- Cuernavaca, VI/1945, 17/VIII/1953, VI/1959, VII/1965 (USNM), VI (CASC). San Luis Potosi- Ciudad del Maiz, 3000 ft., 23/VIII/1954 (CNC). Sonora- 9 mi S Conanea, 16/IX/1970 (FSCA). **UNITED STATES:** **ARIZONA:** state label only (CUIC, MCZC); S. E. Ariz. (CUIC); Atascosa Mts., 2/X/1933 (CUIC); Ft. Grant, Pinaleno Mts., 15-19/VII/1917 (CUIC); Madero (MCZC); Morrison (MCZC, USNM). Pena Blanca, 14/IX/1947 (USNM). Cochise Co.- 4/VIII/1966 (PMNH); Bisbee, 5/VI/1915 (CASC); Cave Ck., 4/VII/1930 (CASC); Cave Ck. Cyn., 27/VI/1984 (CHAH); Cave Creek Cyn., Chiricahua Mts., Sunny Flat, 5100 Ft., 13/VI/1984; Chiricahua Mts., VII/1908 (CASC), 4/VII/1940 (SEMC), 26/VI/1984 (UAIC), 26/VII/1978, 23/VII/1984, 14/VII/1977 (EGRC), 28/IV/1968 (FSCA); Copper Canyon, 31/VII/1979 (CHAH); Douglas (USNM), Douglas, 24/VIII/1938 (USNM); Huachuca Mts., no further data (MCZC), 4/VII/1907 (USNM),

VI (USNM), 15/V/1937 (CNC), 14/VI/1926 (CNC), VII/1936 (CASC), 9/VII/1940 (SEMC), 14/VI/1928 (MCZC); Huachuca Mts., Carr Can., 5000 ft., 4/VI/1986 (USNM), 15/VII/1932 (CASC); Garden Can., 23/VI/1950 (CNC); Miller Cyn., 19/VII/1987 (CLS); Sawmill Can., 22/VI/1986 (USNM); Palmerlee, VI (USNM), 19/VII/1987 (CLS); 2 mi. SW Portal, 5000 ft., 31/V/1973 (CHAH), 4 mi SW Portal, 20/VII/1963 (CNC), 3 mi W Portal, 15/VIII/1979 (CHAH), 4 mi SE Portal, 4/VIII/1959 (CUIC); Ramsey Can., 15-19/VII/1912 (CASC), 15/VII/1969 (CUIC), 30/X/1937 (USNM), IX/1968 (CNC); Rustler Park, Chiricahua Mts., 22/VI/1967 (CDFA), 7/VII/1908, 27/VII/1908 (MCZC); Southwest Res. Sta., 5 mi W Portal, 18/IX/1966 (CASC). Coconino Co.- Grand Can., 11/VII/1912 (USNM); Williams, 8/VII (USNM). Gila Co.- Pine Creek, Globe, 8/VI/1953 (CUIC). Graham Co.- Hospital Flat, 2/VIII/1965 (CASC). Greenlee Co.- Clifton, 29/VII/1946 (USNM). Pima Co.- Catalina





Map 2. Distribution of *Octotoma* species: *scabripennis* (squares); *intermedia* (circles).

Mts., 22/VII/1942, 15/VI/1933 (CASC); Josephine Can., 4/VII/1972 (USNM); Mt. Lemon, 17/VI/1912 (CASC); Madera Cyn., 22/IX/1977 (OSUC); Marshall's Gulch, VI/1912 (CASC); Santa Rita Mts., 13/VI/1965 (CUIC), VII/1907 (MCZC), VI (UADE). Santa Cruz Co.- Rt. 289 11.5 mi SE Arivaca, 25/IX/1968 (CASC); Coronado Nat. For., 7 mi NNW Patagonia, 26/IV/1979 (CNC); 2.5 mi W Harshaw, 2/VIII/1952 (CASC); Madera Canyon, numerous 19/V- 25/X (CDFA, CHAH, CNC, CUIC, CASC, EGRC, FSCA, UAIC, USNM); Nogales, 10/VII/1949 (USNM), 22/VI/1941 (USNM), 11/VII/1919 (CASC), 25/IX/1968 (CASC); Patagonia, 3/XI/1968 (FSCA); St. Rita Mts., numerous 25/IV-22/X (CNC, CASC, SEMC, USNM); Stone Cabin, 25/VIII/1913 (USNM); Sycamore Canyon, 24/IX/1968 (CASC); Yank's Spring, 27/VII/1965 (CASC). Yavapai Co.- Prescott (USNM), 19/VI/1959 (CNC). CALIFORNIA: Riverside Co.- Anza, 12/VII/1941 (SEMC). NEW MEXICO: no further data (SEMC, USNM); Walnut Cr. (MCZC). Grant Co.- Pinos Altos Mts., 8/VIII/1951 (CASC); Silver City,

VII/1913 (CNC,MCZC). Hidalgo Co.- 2 mi N Rodeo, 8/VIII/1968 (FSCA). TEXAS: Bexar Co.- San Antonio, 8/IV/1907 (USNM). Uvalde Co.- Uvalde, 6/VIII/1933 (TAMU). Total: 1285.

### *Octotoma plicatula* (Fabricius)

Figure 3, Map 3

*Hispa plicatula* Fabricius 1801:63 (type not examined; type locality Carolina). Olivier 1808:776; Guérin-Méneville 1844:279.

*Microrhopala plicatula*: Crotch 1873:83.

*Octotoma plicatula*: Dejean 1837:390; Melsheimer

1853:119; Gemminger & Harold 1876:3610; Horn 1883:300; Donckier 1899:572; Schwarz 1890:232; Chittenden 1902:88; Ulke 1902:29, 52; Blatchley 1910:1225; Weise 1911a:31, 1911b:45; Leng 1920:303; Dozier 1922:123; Frost 1924:464; Blatchley 1924:44; Uhmman 1927:135; Maulik 1937:139; Brimley 1938:230; Loding 1945:136; Uhmman 1950:266; Papp 1953:93; Wilcox 1954:473; Monrós & Bechyné 1956:1135; Uhmman 1957:116; Krauss 1962:136; 1964:92; Harley 1969:836; Kirk 1969:98, 1970:95; Balsbaugh & Hays 1972:187; Wilcox 1975:144, 1979:8, 14; Riley & Enns 1979:80; Ford & Cavey 1985:53; Lago & Mann 1987:6.

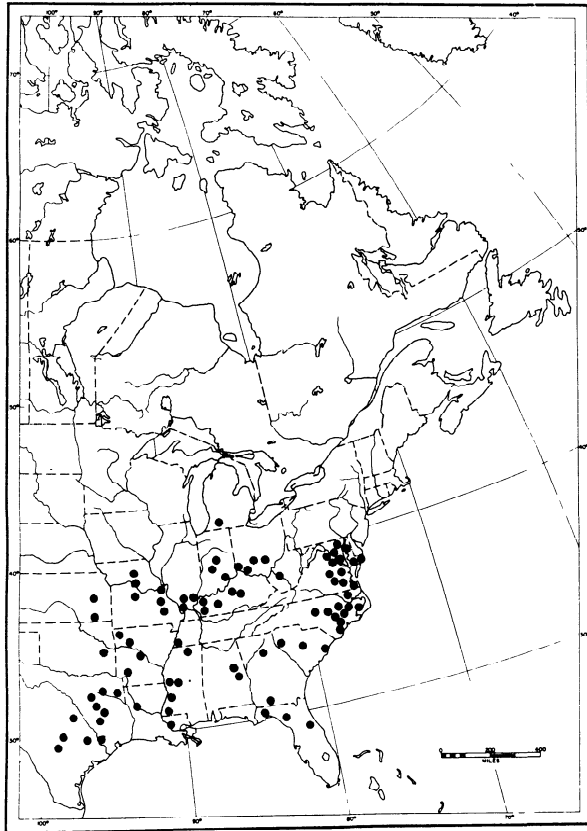
**Description:** **Head:** vertex black, alutaceous; median sulcus present; front testaceous; two rows of punctures along inner margin of eye; antennae separated by keel; antennae 8-segmented, testaceous; segment I thick; II cylindrical, equal to II; III barely longer than II; III-VI transverse; VII hirsute; VIII rounded, hirsute. **Pronotum:** reddish; six black maculae present, one on each lateral margin beginning in middle and continuing to base, two transverse spots on apical third, two large spots in depressions on basal margin; punctures deep, coarse; pronotal length 0.6-0.9 mm. (avg. 0.7; n=35); width 1.0-1.3 (avg. 1.1). **Scutellum:** testaceous; alutaceous; transverse. **Elytra:** black; carinae over entire surface; lateral and apical margins dentate; 8 rows of punctures visible at base, row I visible to apex; parallel-sided for basal half, then divergent, dilated at apex; apical margin flattened and expanded; elytral length 3.3-4.0 mm (avg. 3.6); width 1.4-2.0 (avg. 1.7). **Legs:** trochanter testaceous; femur base and apex testaceous, remainder darker, alutaceous, series of elongate punctures near apex; tibia dark reddish-brown, with large punctures on exterior margin, with rows of setae on inner margin, setose at apex; protibia with small tooth. **Venter:** black, except apical half of prosternum; prosternum alutaceous, basal half punctate; mesosternum punctate in center, alutaceous at sides; metasternum alutaceous, basal margin rugose in center, center punctate; abdominal sterna alutaceous in middle, rugose at sides. Total length 3.8-4.8 mm (avg. 4.3).

**Discussion:** This species forms tentiform mines. Excrement is accumulated as a black spot near the base of the leaf. Pupation occurs in the mine near the midrib. Adults make oblong holes in leaves. The larva was described by Ford & Cavey (1985). This species is most similar to *O. championi* and can be distinguished by antennal segments I and II being subequal in length, elytral carinae less sharp and less elevated, sinuation of lateral elytral margin less distinct, apical elytral angle less angular and more finely serrate, and the vertex of the head with a median sulcus.

**Larval hosts:** *Campsis radicans* L. (Bignoniaceae) and *Lespedeza* sp. (Leguminosae) (Wilcox, 1979). Adult feeding has also been recorded on *Aesculus* sp. (Hippocastanaceae), *Fraxinus* sp., *Ligustrum* sp., and *Chionanthus virginica* L. (Oleaceae) (Blatchley, 1924; Kirk, 1969). Lago & Mann (1987) reported adults from *Daucus carota* L. (Apiaceae) flowers.

**Distribution:** Maryland and Delaware west to southern Michigan and south to Texas.

**Specimens examined:** **UNITED STATES: ALABAMA:** Lee Co.- Auburn, 28/IV/1963, 5/V/1963 (AUEM). Tallapoosa Co.- Horseshoe Bend Natl. Park, 25/VI/1964 (AUEM). **ARKANSAS:** Faulkner Co.- Mayflower, VIII/1975 (UADE). Hempstead Co.- no locality, 29/V/1922 (UADE). Johnson Co.- no locality, 6/VII/1972 (UADE). Washington Co.- no locality, 10/VII/1952; Fayetteville (UADE). **DISTRICT OF COLUMBIA:** no data; V/1918 (CASC), 3/VII, 25/VII/1922 (USNM). **FLORIDA:** no further data (FSCA). Alachua Co.- Gainesville, 24/V/1967, 13/VI/1967, 23/VI/1984, 25/VII/1984, 1959 (FSCA). Leon Co.- no locality, 7/VIII/1984 (FSCA). Seminole Co.- Sanford, 5/III/1927 (CNC). **GEORGIA:** Clarke Co.- Athens, 23/V/1972, 14/V/1975, 8-14/V/1976, 4/V/1984 (UGCA); Whitehall Forest, 21/V/1976 (FSCA). Thomas Co.- Thomasville, 29/III/1938 (UGCA). **ILLINOIS:** state label only (MCZC). Jackson Co.- Carbondale, 27/IV/1908 (USNM). Pulaski Co.- Pulaski, 15/VII/1948. Union Co.- Pine Hills, 11/V/1960 (CNC). **INDIANA:** state label only (CASC,USNM); Hovey, 23/V/1964 (FSCA). Brown Co.- no locality, 25/V/1985, 16/VI/1982 (FSCA). Clarke Co.- Henryville, 25/V/1963 (FSCA). Marion Co.- Indianapolis, 30/V/1963, 28/VII/1975 (FSCA). Monroe Co.- Bloomington, 9/V/1962 (FSCA). Ripley Co.- Versailles, 30/V/1951 (CASC). **KANSAS:** Douglas Co.- Kaw River, 6/V/1979 (SEMC). Labette Co.- Oswego, 14/V/1966 (USNM). **KENTUCKY:** Bullitt Co.- Berheim Forest, 9/VII/1978 (EGRC). Christian Co.- Hopkinsville, 7/VI/1963 (CNC). Daviess Co.- Owensboro, 24/IX/1976 (CDFA). Madison Co.- Richmond, 2/V/1964, 17/V/1964 (CNC). Ohio Co.- 18/VI/1961 (CNC). **LOUISIANA:** Forbing, 24/III/1908 (USNM). Baton Rouge Par.- Baton Rouge, 10/III/1985, 8/III/1984 (EGRC). Natchioches Par.- Campti, 22/VII/1978 (OSUC). **MARYLAND:** Glymont, 25/V (MCZC). Anne Arundel Co.- Annapolis, 9/IX/1987 (CLS); Chesapeake Beach, 2/VIII/1923 (USNM); Fort Smallwood, 7/V/1980 (JFC); Mayo Beach, 30/VIII/1944 (USNM). Baltimore Co.- Edgemere, 23/VI/1983 (JFC). Kent Co.- Chesterville, 27/VII/1976 (CLS); Langford, 18/VI/1983 (EJF). Montgomery Co.- Cabin John, 31/VIII/1982 (EJF); Great Falls, 21/VI/1912 (USNM), 31/VIII/1982 (JFC); Marshall Hall, 20/IV/1896 (USNM); Plummors Island, numerous 24/IV- 19/IX (CASC,USNM). Prince George's Co.- Brandywine, 31/VIII/1987 (CLS); College Park, 19/V/1969 (USNM); Fort Washington (USNM). St. Mary's Co.- Patuxent Naval Air Stn., 10/VI/1976 (EJF); Scotland, 18/IX/1986 (CLS). Somerset Co.- Hopewell, 17/VII/1983; Marion, 15/VI/1977; Pokomoke, 16/VII/1982; Shelltown, 16/VIII/1982 (JFC); Ward, 14/VII/1976 (EJF). Talbot Co.- Easton, 18/VIII/1982 (JFC), 19/VII/1982 (EJF). Worcester Co.- Bishopville, 1/IX/1987 (CLS); Milburn Landing, 4/VIII/1983 (JFC), 26/V/1984 (CLS). **MICHIGAN:** Kalamazoo Co.- Portage, 19/VII/1975 (EGRC). **MISSISSIPPI:** Adams Co.- Natchez, 23/VII/1921 (CASC,USNM). Lafayette Co.- Oxford, 3/V/1949 (FSCA). Madison Co.- Canton, 18/VIII/1960 (CNC). Sharkey Co.- Delta N. F., 8015, 6.4 km E of Rolling Fork, 1/X/1980 (CNC). Wilkinson Co.- Woodville, 7/VI/1921 (CASC). **MISSOURI:** Boone Co.- 8/IX/1975 (EGRC). Cole Co.- Jefferson City, 17/V (USNM). Jefferson Co.- Arnold, 16/VII/1975 (EGRC). Randolph Co.- 1 mi E Moberly, 23/VI/1974, 26/VI/1972, 22/VI/1972, 11/VI/1972, 30/IV/1974 (EGRC). St. Francis Co.- St. Francis St. Pk., 21/VI/1978 (EGRC). St. Louis Co.- St. Louis, 19/V (USNM). **NORTH CAROLINA:** state label only (CASC); 26/V/1952, 17/V/1961; Morrow Mt., 21/VII/1959 (NCSU). Duplin Co.- Faison, 4/X/1963 (NCSU). Durham Co.- Duke Forest, 1/VII/1973 (PMNH). Edgecomb Co.- 24/VI/1927 (EDNC). Gates Co.- VIII/1963 (NCSU). Hyde Co.- Swan Quarter, 2/V/1952 (FSCA). Johnston Co.- 1/X/1959 (NCSU). Lenior Co.- Kinston, 11/VIII/1960 (NCSU). Martin Co.- Williamston, 19/IV/1960 (NCSU). Pender Co.- Willard, 16/V/1958, 22/VIII/1957 (NCSU). Wake Co.- Cary, 22/IV/1974 (NCSU);



Map 3. Distribution of *Octotoma plicatula*.

Raleigh, 13/V/1951, 2/VII/1982, 15/X/1968 (NCSU), V/1922, IX/1924, 21/VIII/1903, 16/VII/1921, 28/VI/1933 (EDNC), 5/VII/1950 (CNC), 21/V/1952 (FSCA). **OHIO:** state label only (CASC). Clinton Co.- no locality, 16/VI/1961 (FSCA). Hamilton Co.- Cincinnati, VI/1913 (USNM), 14/VI/1922 (MCZC). Highland Co.- no locality, 16/VII/1961 (FSCA). Hocking Co.- no locality, 17/VI/1961 (FSCA). **OKLAHOMA:** Latimer Co.- no locality, VII/1985 (FSCA); 5 mi W Red Oak, 2/VII/1977 (FSCA). **SOUTH CAROLINA:** Anderson Co.- Anderson, 20/VIII/1939 (USNM). Clarendon Co.- Summerton, 23/VI/1984 (EJF,JFC). Horry Co.- 5 mi W. Myrtle Beach, 15/VIII/1980 (CNC). **TENNESSEE:** Shelby Co.- Memphis (USNM). Smith Co.- Elmwood (CASC). **TEXAS:** state label only (MCZC). Belfrage (MCZC). Anderson Co.- 10/IV/1960 (TAMU). Brazos Co.- College Station, 4/VII/1932 (TAMU); Hwy 30, Navasota R., 28/III/1969 (TAMU). Colorado Co.- 20/VII/1959 (TAMU); Columbus, 23-25/V (USNM), 24/V (SEMC), 25/V (MCZC). Gonzales Co.- Palmetto St. Pk., Ottine, 21/IX/1979 (TAMU). Harris Co.- Houston, 1892 (USNM), 1886 (MCZC). Harrison Co.- Marshall, 25/III/1907 (USNM). Karnes Co.- 23/VII/1928 (SEMC). Marion Co.- Jefferson, 27/III/1908 (USNM). Polk Co.- Ace, Menard Creek, 4 mi N. Romayor, 22/VI/1984 (TAMU). Victoria Co.- Victoria, 23/III (USNM). Wharton Co.- Wharton, 9/V/1905 (USNM). **VIRGINIA:** state label only (CASC,MCZC); Mathias Pt., V/1922 (MCZC); Potomac Cr., 23/V (MCZC). Arlington Co.- Turkey Run, 21/VII/1983 (JFC). Caroline Co.- Milford, 4/VII/1915 (USNM). Chesapeake Co.- Virginia Beach (USNM). Chesterfield Co.- Richmond (USNM). Fairfax Co.- 20/VI/1912; Chain Bridge, 11/IX/1921 (USNM). Spotsylvania Co.- Fredericksburg, 28/IX/1891 (MCZC). **WEST VIRGINIA:** state label only (USNM). Kanawha Co.- Kanawha Stn., 29/VII/1919 (USNM). Total: 593.

### *Octotoma scabripennis* Guérin-Méneville

Figure 4, Map 2

*Octotoma scabripennis* Guérin-Méneville 1844:279 (type not examined; type locality Mexico). Gemminger & Harold 1876:3610; Baly 1885:87; Champion 1894:240; Donckier 1899:572; Weise 1911a:31, 1911b:45; Perkins & Swezey 1924:50; Swezey 1925:376; Uhmman 1927:136; Blackwelder 1946:729; Uhmman 1950:265; Papp 1953:93; Uhmman 1957:117; Weber 1956:164; Fullaway 1958:73; Gibson & Carrillo 1959:128; Krauss 1962:136, 1964:93; Davis & Krauss 1965:89, 1966:204; Uhmman 1966:273; Harley 1969:835; Davis 1972:189; Harley 1973a:8, 1973b:25; Andres 1973:20; Greathead 1973:90; Yadav & Pillai 1974:75; Wilcox 1975:144; Habeck 1976:18; Cilliers 1977:343; Clausen 1978:405; Forno & Harley 1979:152; Kamath 1979:68; Harley, et. al. 1979:65; Scheibelreiter 1980:102; Julien 1982:50; Cilliers 1983:137.

**Description:** Head and elytra black; pronotum red with black maculae. **Head:** vertex black, alutaceous; median sulcus faint; several large punctures near eyes; front reddish; clypeus reddish, coarsely punctate; antennae divided by keel; segment II transverse; III cylindrical, longer than II; IV-VI transverse; VIII elliptical, hirsute, longer than III; I-VII with some setae. **Pronotum:** reddish with six black maculae, one on each lateral margin at middle, two transverse spots on anterior half on either side of longitudinal carina, two large spots on posterior half on either side of longitudinal carina; covered with large, coarse punctures; basal margin bisinuate; front angles acute; pronotal length 0.8-1.1 mm. (avg. 0.9; n = 36); width 1.3-1.7 (avg. 1.5). **Scutellum:** yellowish-red; transverse; micropunctate. **Elytra:** black; carinae over entire surface; lateral and apical margins dentate; gradually expanding to apex; apical margin flattened; lateral margin more flattened apically; elytral length 4.2-5.5 mm (avg. 4.9); width 2.0-2.3 (avg. 2.1). **Legs:** pro- and mesofemura with tooth, femur reddish at base and apex, black in middle, with coarse punctures at apex, rugose; tibia expands to apex, protibia flattened apically. **Venter:** black; rugose at sides. Total length 5.1-6.4 mm (avg. 5.8).

**Discussion:** Immature stages undescribed. Life history was investigated by Harley (1969). This species has been widely released as a biological control agent (Julien, 1982). This species is similar to both *O.*

*championi* and *O. plicatula*. It can be distinguished by the lack of an expanded lamina at the elytral apices.

Larval hosts: *Lantana* spp. (Perkins & Swezey, 1924). Harley (1969) noted adult feeding on *Tectona grandis* L., *Lippia umbellata* (Verbenaceae), *Oreganum* sp., *Mentha spicata* L., *Salvia occidentalis* (Labiatae), *Sesamum indicum* L. (Pedaliaceae), *Vigna unguiculata* (L.) Walp., *Phaseolus vulagris* L., and *Stizolobium aterrimum* (Fabaceae).

Distribution: Central America.

Specimens examined: **EL SALVADOR:** San Salvador, X/1965 (USNM), 1953 (TAMU); Usulután, 4/VIII/1964 (TAMU). **GUATEMALA:** Sacapulas, 1500 m, 12/VIII/1947 (USNM). **HONDURAS:** Olancho- 5 mi SE Catacamas, 13/VI/1974, 11 mi NE Catacamas, 1200 ft., 15/VI/1974 (EGRC). **MEXICO:** no further data (MCZC,USNM). Chiapas- 10 mi N Chiapa de Corzo, 12/VII/1955 (SEMC); El Ocotol, 13/VIII/1969 (CNC); Oaxaco border, 21 km W Rizo de Oro, 1615 m, 6-8/X/1972 (CASC). Chihuahua- Sierra Madre Mts, La Bufa, 900 m, 7/VII/1972 (CASC). Colima- 10 mi NE Comala, 17-19/VIII/1983 (TAMU); Vulcano (USNM). Durango- 24 mi W La Ciudad, 15/VI/1964 (CNC). Guanajuato- no further data (MCZC); Salamanca, 4 mi S, 16/VII/1974 (FSCA). Guerrero- Hwy 134, 34-36 km NE Jct. 200, 14-16/VII/1985 (EGRC); 10.3 mi S Iguala, 23/VII/1981 (TAMU). Hidalgo- Minera Autlan, 7/V/1983, at light (EGRC). Jalisco- Ajijic, 16-18/VII/1966 (USNM); mts N Ajijic, 5400 ft., 20/VI/1964 (UAIC); 6.7 mi N Autlan, 7/VII/1984 (TAMU); Chapala, 17/VII/1966 (EGRC); 6 mi W Chapala, 30/VI/1963 (CNC); 6 mi E Lagos de Morino, 29/VII/1978 (TAMU), 15.5 mi NE Lagos de Morino, 6200 ft., 26/VII/1952 (SEMC); 12 mi W Plan de Barrancas, 25/VII/1966 (TAMU); 5.5 mi NE Tecolotlan, 13/VII/1982 (CDFA); Hwy 80, 10 mi NE Tecolotlan, 5400 ft., 11/VIII/1982 (EGRC). Michoacan- 7 mi. W Sahwazo, 21/VII/1965 (OSUC); Uruapan, VII/1912 (CASC). Morelos- Cuernavaca, V/1945, VI/1945, VII/1953, VI/1959 (USNM), VI (MCZC), 1902 (CASC), 5/IX/1982 (EGRC); Morelos, IX (CASC). Nayarit- 12.3 mi W Compostela, 7/VII/1982 (CDFA). Oaxaca- no further data (MCZC). 2 mi N Miahuatlan, 14/VII/1973 (TAMU); 14 mi N Miahuatlan, 16/VII/1974 (TAMU); Oaxaca, 18/VII/1987; Oaxaca City, 15-21/VII/1937 (UAIC); 36.6 km N Oaxaca, Hwy 190, 21/V/1973 (USNM); 178 km S Oaxaca, Rte. 131, 7500 ft., 11/V/1971 (CNC). Sinaloa- 38 mi NE Concordia, nr. Loberas, 3/VII/1982 (CDFA); 80 km E Mazatlan, 26/IV/1974, 27/IV/1974 (CASC); 36.6 mi NE Villa Union, nr. La Capilla Detaxte, 2/VII/1982 (CDFA); 44 mi E Villa Union, 11/I/1951 (EGRC). **NICARAGUA:** Chontales (USNM). Total: 218.

## Acknowledgments

The following institutions and individuals have lent material for this study, the assistance of the curators responsible is gratefully acknowledged- University of Arizona (UAIC), F.G. Werner; University of Arkansas (UADE), C. Carlton; Auburn University, (AUEM), W.E. Clark; British Museum of Natural History (BMNH), S.L. Shute; California Academy of Sciences (CASC), D.H. Kavanaugh; California Department of Food & Agriculture (CDFA), T.N. Seeno; Canadian National Collection

(CNC), L. LeSage; J.F. Cavey (JFC); S.M. Clark; Cornell University (CUIC), R.E. Hoebeke; Florida State Collection of Arthropods (FSCA), R.E. Woodruff; E.J. Ford (EJF); University of Georgia (UGCA), C.L. Smith; Hawaii Department of Agriculture (HDOA), B.R. Kumashiro; H.A. Hespenheide (CHAH); Humboldt-Universitt zu Berlin, F. Hieke (ZMHB); Institut fur Pflanzenschutzforschung (DEIC), H. Morge; R. Jones (PRJC); Museum of Comparative Zoology (MCZC), S.R. Shaw; North Carolina Department of Agriculture (EDNC), J.H. Greene; North Carolina State University (NCSU), L.L. Deitz; Ohio State University (OSUC), C.A. Triplehorn; Peabody Museum of Natural History (PMNH), D.G. Furth; E.G. Riley (EGRC); H.P. Stockwell (STRI); Texas A & M University (TAMU), H.R. Burke; U.S. National Museum (USNM), R.E. White.

I would like to thank the staff of the Annapolis Area Library, Anne Arundel County, Maryland, for their assistance in locating literature. Also I would like to thank my wife for her constant support and assistance.

## Literature Cited

- Andres, L.A.  
1973. The biological control of weeds with insects in the United States. *in* P.H. Dunn (ed.). Proc. 2nd Internat. Symp. Biol. Control Weeds. Commw. Inst. Biol. Control Misc. Pub. 6:11-28.
- Balsbaugh, E.U., & K.L. Hays  
1972. The leaf beetles of Alabama. *Auburn Agric. Expt. Stn. Bull.* 441:1-223.
- Baly, J.S.  
1885. *Biologia Centrali-Americana, Insecta, Coleoptera, Hispidae.* 6(2):1-124.
- Barber, H.S., & J.C. Bridwell  
1940. Dejean catalogue names (Coleoptera). *Bull. Brooklyn Entomol. Soc.* 35:1-12.
- Blackwelder, R.E.  
1946. Checklist of the coleopterous insects of Mexico, Central America, the West Indies, and South America. *U. S. Nat. Mus. Bull.* 185:551-763.
- Blatchley, W.S.  
1910. The Coleoptera of Indiana. *Ind. Dept. Geol. & N. R. Bull.* 1:1-1386.

1924. The Chrysomelidae of Florida. Florida Entomol. 8:39-46.
- Brimley, C.S.  
1938. The insects of North Carolina. N. C. Dept. Agric., Div. Entomol. 560 pp.
- Bruner, S.C., et. al.  
1975. Catalogo de los insectos que atacan a las plantas economicas de Cuba. Acad. Ciencias de Cuba, Inst. Zool. Habana. 399 pp.
- Champion, G.C.  
1894. Biologia-Centrali Americana, Insecta, Coleoptera (Cassididae and supplement, appendix to Hispinae). 6(2):125-242.
- Chapuis, F.  
1875. in Lacordaire, T. Historie naturelle des insects. Genera des Coléoptères. Vol. 11. Famille des phytophages. Paris. 420 p.
- Chevrolat, L.A.A.  
1837. in Dejean, Catalogue des Coléoptères de la collection de M. le comte Dejean. 3rd Ed., pp. 1-503.
- Chittenden, F.H.  
1902. The leaf-mining locust beetle, with notes on related species. USDA Div. Entomol. Bull. 38:70-89.
- Cilliers, C.J.  
1977. On the biological control of *Lantana camara* in South Africa. Proc. 2nd Nat. Weeds Conf. South Africa. pp. 341-344.  
  
1983. The weed, *Lantana camara* L., and the insect natural enemies imported for its biological control in South Africa. Jour. Entomol. Soc. South Africa 46:131-138.
- Clausen, C.P. (ed.).  
1978. Introduced parasites and predators of Arthropod pests and weeds: A world review. USDA Agric. Handbook No. 480:1-545.
- Crotch, G.R.  
1873. Materials for the study of the Phytophaga of the United States. Proc. Acad. Nat. Sci. Phil. 25:19-83.
- Davis, C.J.  
1972. Recent introductions for biological control in Hawaii XVII. Proc. Hawaiian Entomol. Soc. 21:187-190.
- Davis, C.J., & N.L.H. Krauss  
1965. Recent introductions for biological control in Hawaii- X. Proc. Hawaiian Entomol. Soc. 19:87-90.  
  
1966. Recent introductions for biological control in Hawaii- XI. Proc. Hawaiian Entomol. Soc. 19:201-207.
- Dejean, P.F.M.  
1837. Catalogue des Coléoptères de la collection de M. le comte Dejean. 3rd ed., pp. 1-503.
- Diatloff, G.  
1977. Control biologico de la mala hierba *Lantana camara* por *Octotoma championi* y *Uroplata* sp. (cerc. *bilineata*). Agron. Costar. 1:165- 167.
- Donckier, H.  
1899. Catalogue systématique des Hispides. Ann. Entomol. France 68:540-615.
- Dozier, H.L.  
1922. An annotated list of Mississippi Chrysomelidae. Ohio Jour. Sci. 22:117-124.
- Fabricius, J.C.  
1801. Systema Eleutheratorvum. II. Impensis Bibliopolii Academici Novi Kiliae. 687 pp.
- Ford, E.J., & J.F. Cavey  
1985. Biology and larval descriptions of some Maryland Hispinae (Coleoptera: Chrysomelidae). Coleopt. Bull. 39: 36-59.
- Forno, I.W., & K.L.S. Harley  
1979. The evaluation of biocontrol agents with particular reference to two Hispine beetles established on *Lantana camara* in Australia. Proc. IV Internat. Symp. Biol. Control Weeds. pp. 152-154.
- Frost, S.W.  
1924. The leaf mining habit in the Coleoptera. Part I. Ann. Entomol. Amer. 17:457-467.
- Fullaway, D.T.  
1958. Biological control of lantana in Hawaii.

- Hawaii Brd. Comm. Agric. & Forest Bien. Rpt. to June 30, 1958:70-75.
- Gaedike, R., & H. Döbler  
1971. Katalog der in den Sammlungen des ehemaligen Deutschen Entomologischen Institutes aufbewahrten Typen-VII (Coleoptera: Hispinae). Beitr. Entomol. 21:341-395.
- Gemminger, M., & B. Harold  
1876. Catalogus Coleopterum hucusque descriptorum, synonymicus et systematicus. Williams and Norgate, London. Vol. 12:3479- 3822.
- Gibson, W.W., & J.L. Carrillo  
1959. Lista de insectos en la colleccion entomologica de la Oficina de Estudios Especiales, S. A.G. Oficina de Estudios Especiales. Folleto Misc. 9:iii-254.
- Greathead, D.J.  
1973. Progress in the biological control of *Lantana camara* in East Africa and discussion of problems raised by the unexpected reaction of some of the more promising insects to *Sesamum indicum*. in P.H. Dunn (ed.). Proc. 2nd Internat. Symp. Biol. Control Weeds. Commw. Inst. Biol. Control Misc. Pub. 6:89-94.
- Guérin-Ménéville, F.E.  
1844. Iconographie de règne animal de G. Cuvier. Vol. 7. Insects. Paris. 576 pp.
- Guérin, J.  
1953. Coleopteros do Brazil. Editado Pela Faculdade de Filosofia, Ciências E Letras de Universidade de So Paulo. 356 p.
- Habeck, D.H.  
1976. The case for biological control of lantana in Florida citrus groves. Proc. Fla. State Hort. Soc. 89:17-18.
- Harley, K.L.S.  
1969. The suitability of *Octotoma scabripennis* Guer. and *Uroplata girardi* Pic (Col. Chrysomelidae) for the control of *Lantana* (Verbenaceae) in Australia. Bull. Entomol. Res. 58:835-843.  
  
1973a. Biological control of Central and South American weeds in Australia. in P. H. Dunn (ed.). Proc. 2nd Internat. Symp. Biol. Control Weeds. Commw. Inst. Biol. Control Misc. Pub. 6:5-10.  
  
1973b. Biological control of *Lantana* in Australia. Proc. 3rd Internat. Symp. Biol. Control Weeds, Commw. Inst. Biol. Control, Misc. Publ. 8:23-29.
- Harley, K.L.S., et. al.  
1979. Effects in S. E. Queensland during 1967-72 of insects introduced to control *Lantana camara*. Entomophaga 24:65-72.
- Horn, G.H.  
1883. Miscellaneous notes and short studies of North American Coleoptera. Trans. Amer. Entomol. Soc. 10:269-312.
- Jones, W.W., & H. Brisley  
1925. Field notes concerning a few Arizona Hispinae. Pan Pacific Entomol. 1:174-175.
- Julien, M.H. (ed.)  
1982. Biological control of weeds: A world catalogue of agents and their target weeds. Unwin Broth., Old Working. 108 pp.
- Kamath, M.K.  
1979. A review of biological control of insect pests and noxious weeds in Fiji (1969-1978). Fiji Agric. J. 41:55-72.
- Kirk, V.M.  
1969. A list of beetles of South Carolina. Part I: Northern coastal plain. S.C. Agric. Expt. Stn. Tech. Bull. 1033:1-124.  
  
1970. A list of beetles of South Carolina. Part II: Mountain, piedmont, and southern coastal plain. S.C. Agric. Expt. Stn. Tech. Bull. 1038:1-117.
- Krauss, N.L.H.  
1962. Biological control investigations on *Lantana*. Proc. Hawaiian Entomol. Soc. 18:134-136.  
  
1964. Some leaf-mining chrysomelids of lantana (Coleoptera). Coleopt. Bull. 18:92-94.
- Lago, P.K., & M.O. Mann  
1987. Survey of Coleoptera associated with flowers of wild carrot (*Daucus carota* L.) (Apiaceae) in northern Mississippi. Coleopt. Bull. 40:1-8.

- Leng, C.W.  
1920. Catalogue of the Coleoptera of America north of Mexico. John D. Sherman. Mt. Vernon, NY. 470 pp.
- Leng, C.W., & A.J. Mutchler  
1914. A preliminary list of the Coleoptera of the West Indies as recorded to Jan. 1, 1914. Bull. Amer. Mus. Nat. Hist. 33:391-493.
- Loding, H.P.  
1945. Catalogue of the beetles of Alabama. Univ. Alabama Monog. 11:1-172.
- Maulik, S.  
1937. Distributional correlation between hispine beetles and their host plants. Proc. Zool. Soc., Ser. A. 125-159.
- Melsheimer, F.E.  
1853. Catalogue of the described Coleoptera of the United States. Smithsonian Inst., Washington. 174 pp.
- Monrós, F., & J. Bechyné  
1956. Über einige verkannte Chrysomeliden-Namen. Entomol. Arb. 7:1118-1137.
- Olivier, A.G.  
1808. Entomologie, ou historie naturelle des insectes, avec leurs caractères génériques et spécifiques, leur description, leur synonymie, et leur figure enlumineé. Paris. 612 pp.
- Papp, C.S.  
1953. The Hispinae of America. Third contribution for promoting the scientific results of the International Hylean Amazon Inst. in Manaos, Brazil. Port. Acta Biol. (B) 4:1-147.
- Perkins, R.C.L., & O.H. Swezey  
1924. The introduction into Hawaii of insects that attack lantana. Bull. Expt. Stn. Hawaiian Sugar Plant. Assoc. Entomol. Ser. Bull. 16:1-83.
- Riley, E.G., & E.U. Balsbaugh  
1988. Two Middle American leaf beetles (Coleoptera: Chrysomelidae) newly recorded from the United States. Entomol. News 99:148-152.
- Riley, E.G., & W.R. Enns  
1979. An annotated checklist of Missouri leaf beetles (Coleoptera: Chrysomelidae). Trans. Missouri Acad. Sci. 13:53-83.
- Scheibelreiter, G.K.  
1980. Biological control of *Lantana camara* L. (Verbenaceae) in Ghana. Zeit. angew. entomol. 90:99-103.
- Schwarz, E.A.  
1890. Food-plants and food-habits of some North American Coleoptera. Proc. Entomol. Soc. Wash. 1:231-234.
- Seeno, T.N., & J.A. Wilcox  
1982. Leaf beetle genera (Coleoptera: Chrysomelidae). Entomography 1:1-221.
- Staines, C.L.  
1988. A review of the species of *Acritispa* Uhmann (Coleoptera: Chrysomelidae, Hispinae). Proc. Entomol. Soc. Wash. 90:193-195.
- Suffrian, E.  
1868. Verzeichniss der von Dr. Gundlach auf der Insel Cuba gesammelten Chrysomelinen. Arch. Natur. 34:163-252.
- Swezey, O.H.  
1925. Records of introduction of beneficial insects into the Hawaiian islands. Hawaiian Planter's Rec. 29:369-376.
- Uhmann, E.  
1927. Hispinen des Deutsch. Ent. Institutes (Col.). 4. Beitrag zur Kenntnis der Hispinen. Entomol. Mitteilungen 16:134-137.
1932. Südamerikanische Hispinen aus der Sammlung der Stettiner Museums und der meingen. 38. Beitrag zur Kenntnis der Hispinen (Col. Chrys.). Stett. Entomol. Zeit. 93:260-266.
1934. Hispinen-Minen aus Costa-Rica. 48. Beitrag zur Kenntnis der Hispinen (Col: Chrysomelidae). Arb. Phys. Angew. Entomol. Berlin-Dahlem 1:272-277.
- 1937a. Hispinen-Minen aus Costa Rica. II Teil. 62. Beitrag zur Kenntnis der Hispinen (Coleoptera: Chrysomelidae). Arb. Phys. Angew. Entomol. Berlin-Dahlem 4:61-66.
- 1937b. Übersicht ber die ersten Gattungen der Uroplatini (Col. Chrys.) (67. Beitrag zur Kenntnis der Hispinen.) Entomol. Blätt. 33:336-337.

1938. Hispinen aus Argentinien. 76. Beitrag zur Kenntnis der Hispinen (Col. Chrys.). Rev. Entomol. 9:364-370.
1940. Hispinen aus dem Britischen Museum. III Teil. Amerikaner. 84. Beitrag zur Kenntnis der Hispinen (Coleoptera, Chrysomelidae). Ann. Mag. Nat. Hist. (11)6:449-461.
1947. Die Deckenelemente der Hispinen-Gruppen Chalepini und Uroplatini (Col. Chrysom.). 108. Beitrag zur Kenntnis der Hispinen. Rev. Entomol. 18:113-138.
1949. Praeimaginalstudien einiger middleamerikanischer Hispinae. 121. Beitrag zur Kenntnis der Hispinae (Coleopt. Chrysomel.). Ark. Zool. 42(A):1-43.
1950. Die Deckenskulptur von *Octotoma* Suffr. und verwandten Gattungen. 118. Beitrag zur Kenntnis der Hispinae (Coleopt., Chrysom.). Rev. Entomol. 21:259-274.
1954. Hispinae aus dem Britischen Museum-VIII. Teil. 156. Beitrag zur Kenntnis der Hispinae (Coleopt., Chrysom.). Ann. Mag. Nat. Hist. (12)7:497-518.
1957. Coleopterum Catalogus, Supplementa, Chrysomelidae: Hispinae. Pars 35(1-3). W. Junk, Gravenhage. 157 pp.
1961. Hispinae aus verschiedenen erdteilen. 202. Beitrag zur Kenntnis der Hispinae (Coleoptera, Chrysomelidae). Pesquisas, Porto Alegre (Zool.) 10:5-51.
1966. Gattungen und Arten von Guérin-Ménéville. 224. Beitrag zur Kenntnis der Hispinae (Coleoptera: Chrysomelidae). Entomol. Abhandlungen 32:267-284.
- Ulke, H.  
1902. A list of the beetles of the District of Columbia. Proc. U.S. Nat. Mus. 25:1-57.
- Vaurie, P.  
1956. *Octotoma gundlachi* mining lantana leaves in Cuba. Coleopt. Bull. 10:80.
- Weber, P.W.  
1956. Recent introductions for biological control in Hawaii- I. Proc. Hawaiian Entomol. Soc. 16:162-164.
- Weise, J.  
1910. Zweiter Beitrag zur Kenntnis der Hispinen. Verh. Naturf. Ver. Brunn. 48:115-162.
- 1911a. Coleopterum Catalogus, Chrysomelidae: Hispinae. Pars 35:1-94. W. Junk. Berlin.
- 1911b. Coleoptera: Phytophaga, family Chrysomelidae, subfamily Hispinae. in P. Wytzman, Genera Insectorum. fasc. 125:1-123. Brussels.
1921. Amerikanische Hispinen. Arch. Natur. 87:263-275.
- Wilcox, J.A.  
1954. Leaf beetles of Ohio (Chrysomelidae: Coleoptera). Ohio Biol. Sur. Bull. 43:353-506.
1975. Checklist of the beetles of Canada, United States, Mexico, Central America and the West Indies (red version). Vol. 1, pt. 7 the leaf beetles. Biol. Res. Inst. Amer. Latham, NY. 166p.
1979. Leaf beetle host plants in northeastern North America (Coleoptera: Chrysomelidae). Biol. Res. Inst. Amer. 30p.
- Yadav, J.S., & P.K. Pillai  
1974. Cytology of two species of Australian leafminers (Hispinae, Chrysomelidae). Cytobios 11:75-79.