

New species, combinations, synonymies, and records of Clytini (Coleoptera: Cerambycidae)

Oswaldo R. Di Iorio

Entomología, Departamento de Ciencias Biológicas, Facultad de Ciencias Exactas y Naturales,
1428 Ciudad Universitaria, Buenos Aires, Argentina. Internet: Diiorio@artro.uba.ar

Abstract: *Megacyllene (Megacyllene) cryptofrasciata* n. sp. from Argentina is described and illustrated. *M. quinquefasciata* (Melzer, 1931), and *Megacyllene rotundicollis* Zajciw, 1963 are transferred from the subgenus *Megacyllene* Casey 1912 to *Sierracyllene* Tippmann, 1960. *Megacyllene (Sierracyllene) tafivallensis* n. sp. is described from northwestern Argentina. *Dexitheia spixii* (Laporte & Gory, 1836), and *Plagionotus latreillei* (Laporte & Gory, 1836) are transferred to *Megacyllene (sensu stricto)*, excluding *Dexitheia*, and *Plagionotus* from the South American fauna of Clytini. *Neoclytus famelicus* (Burmeister, 1865) is synonymized with *N. ypsilon* Chevrolat, 1861. Additional new records of Clytini from Argentina, Paraguay, and Ecuador are also presented here. A key for subgenera and species of *Megacyllene* is included, with distribution maps for Argentina and nearby countries.

Key Words: Clytini, *Dexitheia*, *Megacyllene*, *Neoclytus*, *Plagionotus*, *Sierracyllene*, distributions, systematics.

Introduction

Of the Argentine fauna of Clytini (Coleoptera: Cerambycidae), 2 genera have been revised: *Megacyllene* Casey 1912 (Di Iorio, 1995a), and *Neoclytus* Thomson, 1864 (Di Iorio, 1995b). In the first paper, the species treated were included in the nominotypical subgenus, but doubt was expressed about the position of *Megacyllene quinquefasciata* Melzer, 1931. Tippmann (1960) described 2 species of *Megacyllene* from the Bolivian Andes in the subgenus *Sierracyllene* Tippmann, 1960.

Now, 3 species from Argentina are added to *Megacyllene (Sierracyllene)*: *quinquefasciata* Melzer, *rotundicollis* Zajciw, and *tafivallensis* New Species. *Dexitheia spixii* (Laporte & Gory, 1836), and *Plagionotus latreillei* (Laporte & Gory, 1836) are transferred to *Megacyllene (Megacyllene)*; excluding the genera *Dexitheia*, and *Plagionotus* from the South American clytine fauna. *Megacyllene (M.) cryptofrasciata* new species from Argentina is described. A new synonym in *Neoclytus* is proposed. New localities for known species of Clytini are given.

Collections examined: BT: Enrique Barriga Tuñón, Santiago, Chile; DE: Dan Heffern, Houston, Texas; E-DW: Museo Antropológico "Emilio y Duncan Wagner", Santiago del Estero; INCOBI: Instituto de Control Biológico, Universidad Nacional de Santiago del Estero, Santiago del Estero; MLP: Museo de La Plata, Buenos Aires; MMLS: Museo Municipal "Lorenzo Scaglia", Mar del Plata, Buenos Aires; ODI: Oswaldo Di Iorio, Buenos Aires (including coll. Antonio Martínez); MV: Manuel Viana, Rosario de Lerma, Salta; MZ: Mateo Zelich, Liebig, Entre Ríos.

Megacyllene (Megacyllene) castanea,

(Laporte & Gory, 1836)

(Fig. 4)

New records: Argentina: Misiones: San Antonio, I-1964 Viana leg., 1 ex. (MV); Piñalito, I-1975, Viana leg., 1 ex. (MV); **Entre Ríos:** Departamento de Concordia: Salto Grande, XII-1976, A. Martínez leg., 2 exs. (ODI); Parque Nacional El Palmar, II-1079, Viana leg., 1 ex. (MV).

Megacyllene (Megacyllene) cryptofrasciata, new species

(Fig. 1, 4)

Holotype (female) measurements (mm): pronotal length: 3.33; maximal width of pronotum: 4.41; humeral width: 5.08; elytral length: 11.66; total length: 17.08 .

Whole body, dorsally and ventrally, covered with tufts of short, decumbent pale yellow hairs, except on clypeus, labrum, palpi, and apical 2/3 of mandibles; hairs of same color, sparser on legs, and antennae. Sparse, very long, pale yellow hairs, extending out from ground pubescence on head, pronotum, legs, and ventral surface of body (except elytra). Integument light reddish brown. No banded pattern on pronotum; on elytra 4 darker bands appear in tangential view. On these bands pubescence slightly sparser than on rest of surface, exposing color of integument; they appear limited by 5 bands of general pubescence of pale yellow color.

Prothorax slightly excavate posteriorly, with posterior angles acute; lateral margins irregularly round

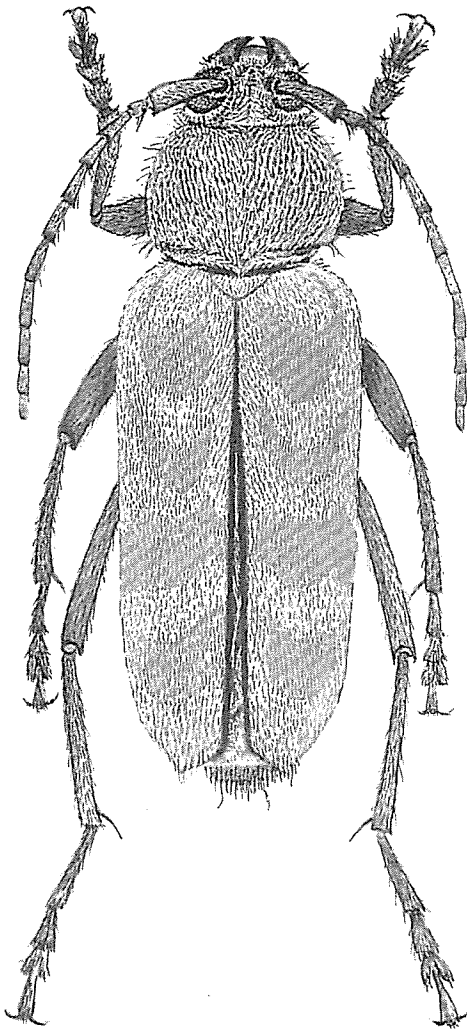


Fig. 1. *Megacyllene (Megacyllene) cryptofrasciara*, new species (holotype).

ed, with maximum width about middle of length. Scutellum triangular, slightly acute posteriorly. Elytra little wider than pronotum at humeral region, gradually narrowing posteriorly; weak longitudinal carina on posterior half, not reaching apex, produced into short but distinct spine.

Antennae 11-segmented; antennomeres III to V with small inner apical tooth; antennomeres VI and VII with hardly noticeable tooth; antennomeres VIII, and IX without inner tooth, but outer angle produced; antennomere X not produced apically; antennomere XI nearly as long as X, distal third triangular, apex rounded, reaching middle of elytral length.

Allotype (male): slightly smaller than female. Antennae reaching slightly beyond middle of elytral length; antennomeres III to V with small, darkened inner apical tooth; antennomeres VI to VIII produced

at outer angles; antennomere XI slightly longer than X, gradually narrowed apically, apex rounded. Prothorax with regularly rounded lateral margins; posterior angles rounded, not produced.

Material examined: **Argentina: Tucumán:** Departamento Río Chico, Monte Bello, III-1947, Golbach leg., 1 female **Paratype** (ODI); **Catamarca:** Hualfin, II-1987, Viana leg., 1 male **Allotype** (ODI); **Río Negro:** Villa Regina, 25-III-1956, 1 female **Holotype** (ODI).

Geographic distribution (Fig. 4): the localities in Catamarca and Río Negro belong to the Monte phytogeographical province (Morello, 1958); the locality in Tucumán is situated in the "Tipa-Pacará forest" or "Cebil forest", a transitional community between the Subandean Piedmont Forest (Yungas Province), and the Occidental or Dry Chaco (Chaco Province) (Prado, 1993).

***Megacyllene (Megacyllene) latreillei* (Laporte & Gory, 1836) new combination**
(Fig. 4)

Clytus latreillei Laporte & Gory, 1836

Plagionotus latreillei: Aurivillius, 1912

Cyllene unicoloricollis Fuchs, 1961: Monné & Giesbert, 1992; Monné, 1993 (cat.).

Diagnosis: integument black; very narrow, yellow pubescent band on base of pronotum, another on middle portion reduced to pair of small lateral spots; 4 golden yellow bands on elytra (see taxonomic discussion).

Literature records: Brazil: Río de Janeiro (Laporte & Gory, 1836); Rio Grande do Sul (Monné, 1993); Uruguay (Zajciw & Ruffinelli, 1962; Monné, 1993).

Material examined: **Argentina: Misiones:** "S.J." (San José?), 5-X-1924, 1 ex. (BT); **Entre Ríos:** Primero de Mayo, 27-XII-1994, 2 exs. (ODI), on flowers of *Eryngium* sp. (Umbelliferae); Liebig II-1993, Klimaitis leg., 1 ex. (ODI), on flowers of *Eryngium* sp.; same locality, 20-XII-1962, 1 ex. (ODI); **Uruguay:** Paysandú, 15-I-1911, Schweiser leg., 9 exs. (MLP).

Taxonomic discussion: *Clytus latreillei* was described by Laporte & Gory (1836), and transferred to *Plagionotus* Mulsant, 1842 (type-species: *P. detritus* (L.)) by Aurivillius (1912). The species of *Plagionotus* have a Holarctic distribution (Villiers, 1978; Monné, 1993). Villiers (1978) had already expressed doubts about the South American distribution. The principal characters defining the genus are: frons longitudinally carinate, prothorax strongly transverse, excavated at base, and at anterior margin, elytra distinctly wider than the base of prothorax, and

metathoracic episterna subparallel (Villiers, 1978). None of these characters is present in *P. latreillei*: the frons is carinate in shape of a V; the pronotum is nearly as long as wide, excavate only at base; the elytra are slightly wider than the pronotal base, more or less flattened around the sutural line; the metathoracic episterna are semi-oval (characters of *Megacyllene s. str.*). Fuchs (1961) described a species of *Cyllene* (properly a *Megacyllene*) which proved a synonym of *P. latreillei* (Monné, 1993); thus it was shown that the characters of this species corresponded to those of genus *Megacyllene*. Therefore, *Plagionotus* is excluded from the South American fauna.

M. (M.) latreillei resembles *M. (M.) insignita*, with which it is easily confused; *M. latreillei* can be distinguished by the four golden yellow bands on the elytra, the posterior one more or less straight, descending from the sutural edge to the lateral margin. In *M. insignita*, the first, and third bands are bright yellow, the second one pale yellow, and the fourth band is bright yellow between the lateral margin, and the elytral carina, while between this, and the sutural edge it appears as a pale yellow spot situated a little in front of the rest of the band.

Megacyllene (Megacyllene) multiguttata
(Burmeister, 1865)
(Fig. 4)

New records: Argentina: Tucumán: Tafí Viejo, I-1918, Arnau leg., 1 ex. (BT); **Santiago del Estero:** Icaño, 2 exs. (MLP); Departamento Capital, El Zanjón, 14-IV-1994, Sobral A. leg., 1 ex. (INCOBI); **Santa Fe:** 1 ex. (MLP); **Entre Ríos:** Gualeguaychú, 27-II-1995, 1 ex. (ODI), 1 ex. (MZ); **Córdoba:** Capilla del Monte, II-1990, Fortino leg., 1 ex. (ODI); **San Luis:** El Portezuelo, 1932 Vignati leg., 1 ex. (MLP); **La Pampa:** General Acha, IV-1974, Bordón C. leg., 1 ex. (ODI); **Chubut:** 5-II-1895, C. Bruch leg., 1 ex. (MLP).

Megacyllene (Megacyllene) murina
(Burmeister)
(Fig. 4)

New records: Argentina: Salta: Richter leg., 1 ex. (MLP); **Entre Ríos:** Gualeguaychú, 7-XI-1994, 3 exs. (ODI), 1 ex. (MZ), all on flowers of *Eryngium* sp. (Umbelliferae).

Remarks: recently collected material of this unusual species shown a pubescence pattern as described in couplet 15 of the key given in the present paper.

Megacyllene (Megacyllene) neblinosa
Di Iorio, 1995
(Fig. 4)

New record: Argentina: Salta: La Viña, III-1984, Viana leg., 1 ex. (MV).

Remarks: Very similar to *Megacyllene (M. ?) megaspilota* Martins, 1974, described from Bolivia, Cochabamba (2600 m), but this last species has black integument color, 5 elytral bands, and yellowish white pubescence in pronotal, and elytral bands (from original description).

Megacyllene (Sierracyllene) quinquefasciata
(Melzer, 1931)
(Fig. 3)

New records: Argentina: Jujuy: El Aguilar (4700 m), 23-II-1983, Viana leg., 1 ex. (MV); Río Cincel (3600 m), 3-XI-1968, Peña leg., 1 ex. (ODI), a dead adult found under a stone; **Salta:** Abra Pampa (3484 m), II-1987, Viana leg., 1 ex. (ODI).

Taxonomic discussion: Tippmann (1960) named and defined the subgenus *Sierracyllene*, including *M. abnormis* Aurivillius 1920, *M. horioni* Tippmann, 1960 (both species with sparse or dense coarse punctation on the pronotal surface), and perhaps *M. cleroides* (Melzer, 1931). However, *M. quinquefasciata* remained in *Megacyllene sensu stricto*, together with *M. cleroides* (Monné, 1993). With respect to Tippmann's collection, its location is unknown (H. Strümpel pers. com.).

The examination of the pronotum in several species of *Megacyllene (Megacyllene)* after removing the pubescence revealed a double punctation, one type very fine, the other one coarser, both with a very regular distribution which, however, varies according to sex in the area it covers (the very fine punctation is adjacent to the anterior margin). In *Sierracyllene*, the coarser punctation is not restricted to a particular area, but spread on the pronotal surface, sparse or dense, sometimes mixed with the finer punctation, which is restricted to an area against the pronotal base. After the original description of *M. quinquefasciata*, Melzer (1931) notes that "a placa em forma de triangulo alongado na base do pronoto, a qual e caracterizada por uma punteação fina e densa, apresenta na parte basal um sulco longitudinal relativamente fundo, e se estende em um dos exemplares até o meio, sendo um pouco menos comprida no segundo exemplar. A placa referida não se encontra nas demais especies do gênero até hoje descritas." The 2 type specimens were deposited in Hamburg (Melzer, 1931).

H. Strümpel (pers. com.) said that this species is not deposited in the collections of the Zoologisches Institut and Zoologisches Museum of Universität of Hamburg, and "probably was destroyed during the Second War. As the archives were burned, it is impossible to know whether this species was represented" (translated from German).

The absence of an elytral carina, and the truncate, and spineless elytral apex, are shared by North American species of the genus *Megacyllene* Casey 1912, as characterized by Linsley (1964). Instead, the carinate elytra with acuminate, spinose apices are characteristic of the type-species, *M. antennata* (White), and of the rest of the Argentine species (Di Iorio, 1995a).

Geographic distribution: *M. (S.) quinquefasciata* appears in localities inside the Puna Province (Andean Dominion), between 3400 and 4600 m (Cabrera, 1957). At Abra Pampa an annual precipitation of 250 mm is recorded, occurring from December to March (Cabrera, 1957); all the captures of *M. (S.) quinquefasciata* were in February, during the rainy season. The species also appears in Chile (Fig. 3): the locality of Talabre (Di Iorio, 1995a) is located in this country (Barriga Tuñón, pers. com.). The locality of Campo Quijano, ± 1500 m (Bosq, 1943 in Di Iorio, 1995a) is situated at the entrance of the Quebrada del Toro, with Subandean Piedmont Forests (Yungas Province): the specimen may have been labelled with nearest locality known at the time or was found after an accidental dispersal.

Megacyllene (Sierracyllene) rotundicollis
Zajciw, 1963
(Fig. 3)

Diagnosis (from the original description): Black, single-colored, dorso-, and ventrally covered by very dense greyish hairs; lateral margins of the pronotum rounded, without angles, with the base excavate; surface of the pronotum finely punctate, with very sparse coarse punctuation; median line subglabrous, and subnitid; elytra subparallel, with rounded external apical angles, obliquely truncate, not spinose at the inner apical angles. Elytral carinae short, obsolete or vestigial.

Taxonomic discussion: the species is known from a single female specimen: **Argentina: Tucumán:** San Pedro de Colalao, II-1951, Arnau leg., ex coll. Bosq (Museo Nacional, Rio de Janeiro). The characters agree with those of the subgenus *Sierracyllene*: the coarse punctuation of the pronotum, and the elytral shape.

Megacyllene (Megacyllene) spixii (Laporte & Gory, 1836), new combination
(Fig. 3)

Clytus spixii Laporte & Gory, 1836

Cyllene spixii: Gounelle, 1911; Bruch, 1912

Dexitheia spixii: Aurivillius, 1912; Bruch, 1915; Llano, 1961; Zajciw & Ruffinelli, 1962; Viana, 1972; Monné & Zajciw, 1972; Monné, 1993.

Diagnosis: Pronotum with 2 pubescent yellow bands, 1 narrow against the base, the other, wider, a little anteriorly, interrupted at the middle, forming 2 lateral triangles; elytra reddish brown at humerus, bearing 3 transverse yellow bands.

Literature records: Brazil: without locality (Laporte & Gory, 1836); Goiás (Gounelle, 1911); Rio Grande do Sul (Monné, 1993). PARAGUAY: Itapúa: Hohenau (Viana, 1972); Uruguay: Paysandú: arroyo Guaviyú (Zajciw & Ruffinelli, 1962); Rivera: Cuñapirú, Cerro Miriñaque (Monné & Zajciw, 1972); Argentina: Catamarca, Córdoba (Bruch, 1912); Buenos Aires (Llano, 1961).

Material examined: Argentina: Catamarca: 1 ex. (MLP); **Córdoba:** El Sauce, XI-1951, Viana leg., 1 ex. (MV); Dique Los Molinos, I-1981, 2 exs. (ODI), II-1983, 1 ex. (ODI), 15-II-1987, 1 ex. (ODI); **Corrientes:** Ituzaingó, XII-1981, Viana leg., 1 ex. (MV); **Entre Ríos:** Salto Grande, 9-III-1977, Williner leg., 1 ex. (ODI); Paraná, 4-I-1983, 1 ex. (MV); Liebig, no date, Zelich leg., 3 exs. (MZ); **Buenos Aires:** Balcarce District: Sierra Bachicha, 27/28-I/1993, Abdala and Farina leg., 1 ex. (MMLS), on flowers of *Eryngium* sp (Umbelliferae); Tandil, XII-1951, 1 ex. (MLP), II-1952, 1 ex. (MLP), XI-1952, 2 exs. (MLP).

Taxonomic discussion: The genus *Dexitheia* was characterized by Thomson (1864), including *D. klugii* (Laporte & Gory, 1836) as the type species. This genus is near *Trichoxys* Chevrolat, 1860 (Thomson, 1864), which is endemic to Mexico (Monné, 1993). *Clytus spixii* Laporte & Gory, 1836 was transferred to *Cyllene* by Gounelle (later *Megacyllene* Casey, 1912). Bruch (1912) followed Gounelle, but Aurivillius (1912) transferred *C. spixii* to *Dexitheia*.

The examination of specimens of *D. klugii* (Mexico: Morelos: Xochitepec, X-1974, 3 exs. (ODI), coll. A. Martínez), showed several characters that differ from *D. spixii*. They are as follows (the condition in the latter species is noted between parenthesis): pronotum globular, raised on center of disk (flat), strongly excavate at base (weakly excavate); prosternal process narrow, rounded on posterior margin (wide, truncate behind); mesosternal process tuberculate (smooth); metathoracic episterna subparallel (semioval); scutellum lon-

gitudinal, nearly as wide as long (transverse, wider than long); external apical angle of elytra simple (with a very small, inconspicuous tooth).


Based on the above characters of pronotum, pro- and mesosternal processes, and metathoracic episterna, it is here proposed to return to the generic status before Aurivillius (1912), in the sense of Gounelle (1911), under *Megacyllene* (*Megacyllene*).

Megacyllene (*Sierracyllene*) *tafivallensis*,
new species
(Figs. 2, 3)

Holotype measurements (mm): pronotal length: 3.3; maximal pronotal length: 4.2; humeral width: 4.8 mm; elytral length: 10.8; total length: 15.5.

Male (Fig. 2). Body more or less depressed, robust. Entirely black, except clypeus, labrum, inner face of antennal scapus reddish brown, and the femora of all legs which are reddish orange.

Frons bulging between the insertion of antennae, broad, approximately trapezoidal in shape, shining, with sparse, fine punctation; on median line there is a fine groove which begins at a smooth, shining triangle against the clypeus, and which just reaches the posterior margin of the dorsal ocular lobes; outer angles of the antennal insertions acuminate. Antennae shorter than total length; antennomere II pyriform; antennomeres I to IV, and basal portion of V, shining, and finely punctate; the rest of V, and antennomeres VI to XI dull, with surface very finely rugose; antennomeres III, and IV with inner apical tooth; antennomeres VI to X weakly produced at outer apical angle; antennomere XI a little longer than X, rounded at apex, which reaches the anterior margin of the apical transverse band on the elytra. Prothorax weakly excavate at base; lateral margins evenly rounded. Pronotum coarsely punctured, with rugose surface; at base with a more or less deep, medial groove, which does not quite reach the middle of the pronotal length; this groove surrounded by a very fine, dense punctation covering a triangular area. Coarse punctation of the pronotum extending to the sides, and ventral faces, where it is sparser, with smooth intervals, and some short transverse striae anteriorly. Prosternal process narrow, spatulate posteriorly, slightly raised with respect to posterior margin of hind coxae; mesosternal process flat, widely triangular in shape, truncated posteriorly. Scutellum semicircular, finely and densely punctured, rather acute at apex. Elytra without apparent longitudinal carinae, except for a slight difference in level on the elytral surface parallel to the suture. Lateral margins



2

Fig. 2. *Megacyllene* (*Sierracyllene*) *tafivallensis*, new species (holotype).

of elytra parallel; outer, and inner apical angles simple; between these the apex obliquely, and shortly truncate. Fore, and middle femora flattened, somewhat broadened before apex, which is spine-less, and a little darkened; base of femora also darkened. Hind femora thin, somewhat curved; tibiae with 2 apical spurs, the inner one longer than the outer one, both reddish; claws simple, arched, reddish.

Long, very sparse yellow pubescence on the whole of the prosternum; all 3 pairs of femora with very short, decumbent yellow pubescence (which may be difficult to see), mixed with long, black, sub-erect

setae. A dense, short, very apparent yellow pubescence on base and sides of the frons, around the eyes (except on apex of the ocular lobes), and on dorsum of head on a narrow line, parallel to posterior margin, and interrupted on median line. Pronotum with a narrow transverse latero-medial band of short yellow pubescence as on frons. Elytra with three transverse bands of short yellow pubescence; first band begins at suture, and does not quite reach lateral margin; second, and third arched, and reaching lateral margins from suture. Basal urosternites with short yellow pubescence as follows: on 1st a wide band which narrows gradually from lateral margin towards the median line, where it is interrupted; on 2nd a narrow band on posterior margin, interrupted as the first; on 3rd a few rows of hairs on posterior margin, against the lateral angle.

Female: very slightly different from male. The antennae reach the posterior margin of the second elytral band; antennomeres I to IV shining, finely punctate, and V to XI dull, very finely rugose; antennomeres VI to X produced at outer apical angle; XI antennomere short, similar to X, rounded at apex. Pronotum finely punctate, with superimposed coarse punctation, regular in distribution, absent only on an ill-defined, triangular area near base.

Material examined: Argentina: Tucumán: Tafi del Valle (2000 m), 9-IV-1983, "s/*Baccharis tucumanensis*" (handwritten on white), 1 male **Holotype**

(ODI), "*Megacyllene* (*Sierracyllene*) *tafivallensis* sp. n. Di Iorio det. 95" (handwritten on reddish label); same locality, 18/20-IV-1980, 1 female **Allotype** (ODI); same data, 2 females, 1 male **Paratypes** (ODI); same locality, 1-V-1982, 2 males, 1 female **Paratypes** (ODI); **Catamarca:** Andalgalá, II-1987, Viana leg., 1 female **Paratype** (ODI); Jujuy: Santa Catalina (3802 m) [as "Sta. Catal."], II-1969, 1 female **Paratype** (ODI).

Variations: The pronotum may bear a pair of lateral elongate areas of fine, dense punctation, anteriorly reaching a point a little in front of the middle of the length, at base merging with the median triangular area; the basal groove may be absent, although the median line is depressed; the first yellow band on the elytra may be prolonged by a pale spot, placed a little in front of the band itself, which reaches the lateral margin of the elytron; the third elytral yellow band may be straight, descending from the suture towards the lateral margin; the apical spurs on the tibiae may be darkened, as well as the claws. The specimen from Catamarca has black femora.

Geographic distribution: *M. (S.) tafivallensis* is distributed between 2000 meters (Prepuna), and 3800 meters (Puna) (Fig. 3) (Instituto Geográfico Militar, 1957).

Taxonomic discussion: By the elytral, and pronotal conformation, the new species belongs to the

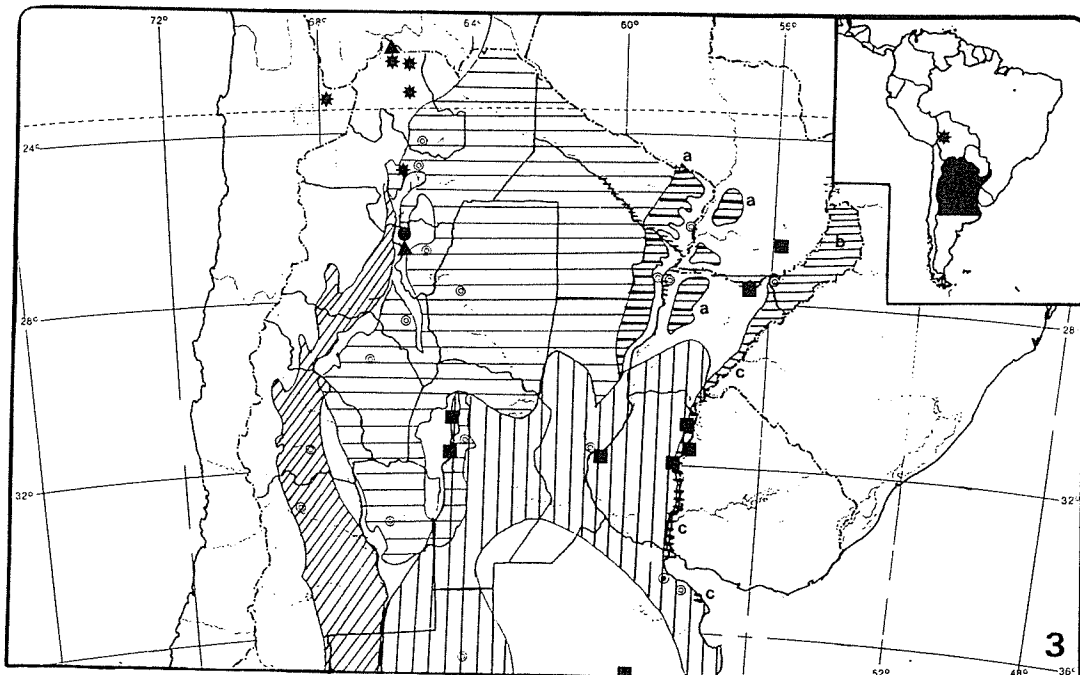


Fig. 3. Geographic distribution of species of *Megacyllene*: *M. (M.) spixi* (squares), *M. (S.) quinquefasciata* (stars), *M. (S.) tafivallensis* (triangles), and *M. (S.) rotundicollis* (circle);

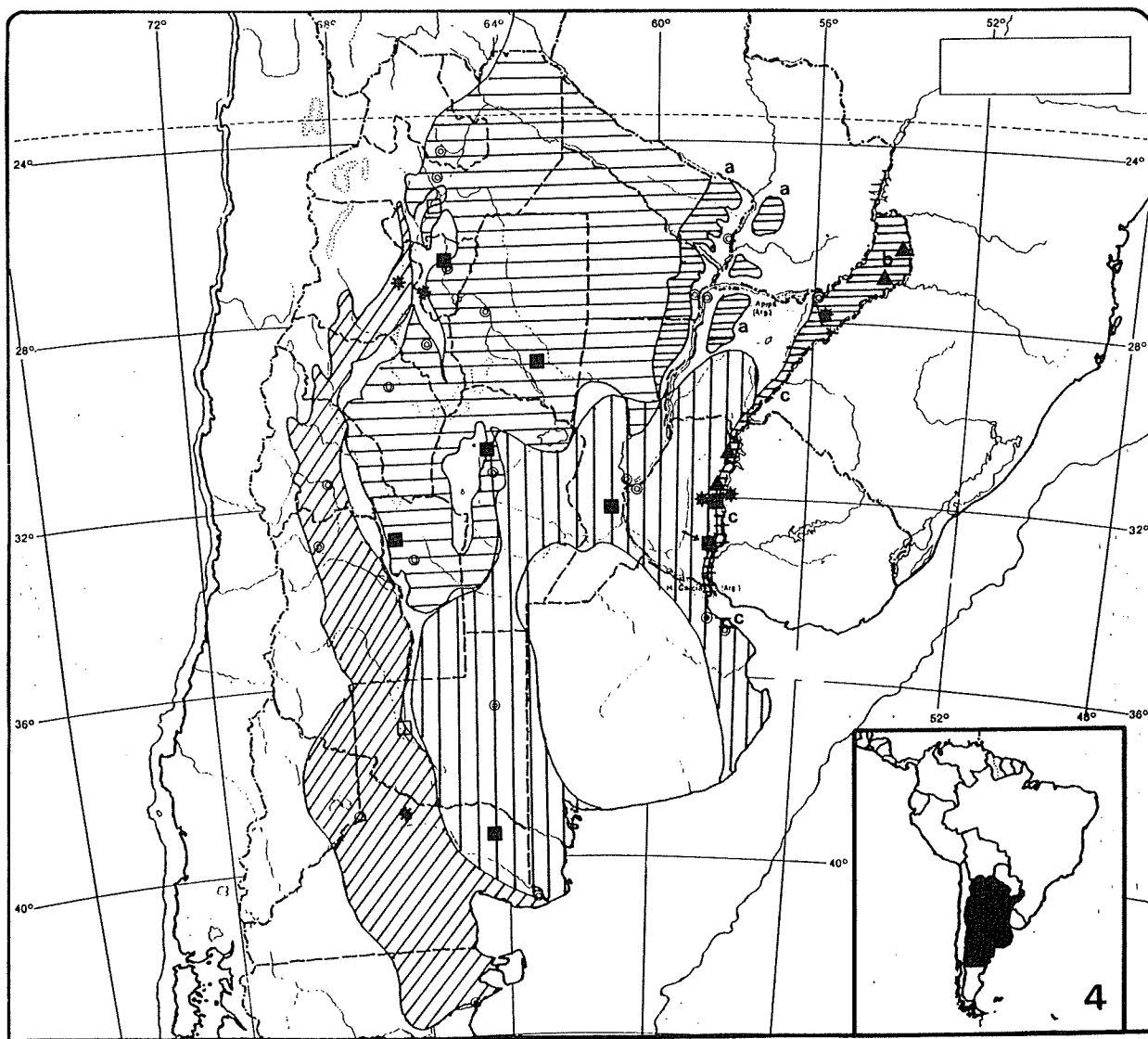


Fig. 4. Geographic distribution of *Megacyllene* (*Megacyllene*) spp.: *M. castanea* (triangles), *M. latreillei* (stars), *M. multiguttata* (squares), *M. murina* (arrow indicate same locality), *M. neblinosa* (empty square), and *M. criptofasciata* (asterisks). Horizontal wide stipple: Chaco province (according to Prado, 1993); horizontal narrow stipple: Austro-Brazilian Transitional Forests (a), Paranaense (b) and Gallery Forests (c) (several authors); oblique stipple: Monte province (according to Morello, 1958); vertical stipple: Espinal province (according to Lewis and Collantes, 1973).

subgenus *Sierracyllene*. It shares with *M. (S.) quinquefasciata* the characters shown in the key, and differs from it by the shape of the pronotum, and the elytral bands. From *M. (S.) horioni* Tippmann 1960, of the Bolivian Andes, it can be distinguished by the pronotum dorsum, which in Tippmann's species is smooth, "extremely finely shagreened and with very few coarse punctures, irregular in distribution" (translated from German), their smaller size, the shape

slighter, and in the greyish pubescence covering the whole body.

Neoclytus curvatus (Germar, 1821)

New record: Argentina: Entre Ríos: Parque Nacional El Palmar, II-1979, Viana leg., 1 ex. (MV).

Neoclytus jekeli (White, 1855)

Literature records: Chile, Perú (Monné & Giesbert, 1995).

New record: Ecuador: Los Ríos: Quevedo, Pichilingue, IV-1976, Williner leg., 1 ex. (ODI).

***Neoclytus pusillus* (Laporte and Gory, 1836)**

New record: Perú: Loreto: 30 mi South Iquitos, 30-XII-1984, Skelley P. leg. (DE).

***Neoclytus sobrinus* (Laporte & Gory, 1836)**

New records: Argentina: Santiago del Estero: Río Salado (Icaño), Wagner leg., 2 exs. (E-DW); **San Luis:** Papagayos Provincial Park, 22-IX-1995 (larvae), Di Iorio leg., 339 exs. (ODI).

***Neoclytus stillatus* Aurivillius, 1908**

New records: Argentina: Salta: Urundel, II-1984, Viana leg., 1 ex. (MV); Vespucio, 1986, 1 ex. (MV); Aguas Blancas: Finca Jakúllica, I-1969, Porter leg., 1 ex. (MV); **Bolivia:** Caranavi, V-1931, 4 exs. (MLP); San Francisco, 21-X-1950, Martínez A. leg., 1 ex. (ODI); **Paraguay: San Pedro:** Cororó, XI-1983, Viana leg., 1 ex. (MV).

Remarks: First record of the species for Paraguay; the specimen has black body integument, and reddish legs and antennae, as in the Bolivian specimens.

***Neoclytus ypsilon* Chevrolat, 1861**

Neoclytus famelicus (Burmeister, 1865), **new synonymy**

New records: Argentina: Entre Ríos: Primero de Mayo, 22-XI-1994, 1 ex. (ODI); **Buenos Aires:** Merlo, 20-XI-1994 (larvae), Di Iorio leg., 4 exs. (ODI). Taxonomic discussion: The record of *N. ypsilon* in Argentina by Monné (1993 in Di Iorio, 1995b) is based on a former one by Zajciw (1967): Brasil, Paraguay, and Argentina: Capital Federal, Corrientes (Santo Tomé), and Tucumán (Mendes). In the original description, Chevrolat (1861) mentioned that the species is of a dark black color, without bands on the pronotum, "scutelum jaune pâle; elitres ornés d'une bande droite appuyée sur l'écusson, un peu courbée en suture, et raccourcie en dehors, d'une tache suturale allongée, cordiforme, d'un trait trifide ayant la forme d'un Y renversé et d'une bande oblique raccourcie en dehors, mais anguleuse sur le suture et qui est d'un jaune pâle, l'extremite est bordée de cendré. Metaster-

num offrant un petit trait transverse. Poitrine ayant une tache laterale oblongue également jaune. Abdomen d'un blanc soyeux".

This elytral pattern corresponds with that of *N. famelicus* (Di Iorio, 1995b: fig. 4), whose distribution in Argentina (Di Iorio, 1995b) agrees with Zajciw's notes (1967) for *N. ypsilon*.

Key to subgenera, and species of *Megacyllene* found in Argentina

1 - Pronotum with the whole surface finely, and densely punctate, or with coarse punctation on well defined areas which differ in each sex. Elytra gradually narrowing posteriorly, the outer apical angle with a short spine which is a prolongation of the elytral carina, always more or less evident. Frons carinate in the shape of a V or a Y between the antennal insertions; prosternal process wide, truncate posteriorly. *Megacyllene* (*Megacyllene*) 4

1' - Pronotum finely punctate, either with a few irregularly dispersed coarse punctures, or with dense coarse punctures, not circumscribed to definite areas. *Megacyllene* (*Sierracyllene*) 2

2. Pronotum with a marked groove or cleft on the median line near the base (sometimes inconspicuous but in that case the base depressed); a triangular area of fine, dense punctation in both sexes; the rest of the pronotal surface rugose by coarse, contiguous punctation 3

2'. Pronotum without a marked groove or cleft on the median line near the base, and with very few coarse punctures, scattered irregularly on the finely punctate surface. Argentina: Tucumán ..
..... *M. rotundicollis*

3. Pronotum with anterior half covered by a yellow pubescence; lateral margins straight, diverging posteriorly, with anterior, and posterior angles acute. Elytra with five transverse bands of yellow pubescence. Bolivia, northern Chile, and northwestern Argentina
..... *M. quinquefasciata*

3'. Pronotum without anterior half covered by a yellow pubescence; lateral margins rounded, with anterior, and posterior angles not acute. Elytra with three transverse bands of yellow pubescence. Northwestern Argentina
..... *M. tafivallensis*

4. See the Argentine species, couplets 1 to 13, in Di Iorio, 1995a.

13'. Pronotum without glabrous spots on disk 14

14. Pronotum covered with short pubescence 15
 14'. Pronotum glabrous. Elytral bands reduced to 4 (sometimes 2) small spots near suture. Sides of thorax, and abdomen with a very dense, greenish-yellow pubescence *M. unicolor*
15. Pronotum, and scutellum covered of a short, pale orange pubescence. Elytra with 4 wide bands of greyish-brown pubescence (the same colour as the integument), separating 5 bands of pale yellowpubescence *M. murina*
- 15'. Pronotum, and scutellum covered of a short pale yellow pubescence. Elytra with 5 bands of pale yellow pubescence, which spaced by 4 brownish bands, which are more apparent in a tangential view *M. cryptofrasciata*

References

- Aurivillius, C.** 1912. Coleopterorum Catalogus, pars 39, Cerambycidae: Cerambycinae. W. Junk Editor, Berlin 574 pp.
- Aurivillius, C.** 1920. Neue oder wenig bekannte Coleoptera Longicornia. Arkiv for Zoologi 13: 361-403.
- Bosq, J. M.** 1943. Agregado al catálogo de los longicornios de la República Argentina (Col., Cerambycidae). Revista Argentina de Zoogeografía 4: 103-111.
- Bruch, C.** 1912. Catálogo sistemático de los coleópteros de la República Argentina. Pars VIII. Familia Cerambycidae (Prionini, Cerambycini, Lamiini). Revista del Museo de La Plata 18: 19-226.
- Bruch, C.** 1915. Suplemento al catálogo sistemático de los coleópteros de la República Argentina. I (Addenda, corrigenda y resumen). Revista del Museo de La Plata 19: 538-573.
- Burmeister, H.** 1865. Longicornia argentina. Stettiner Entomologische Zeitung 26: 156-181.
- Cabrera, A. L.** 1957. La vegetación de la Puna argentina. Revista de Investigaciones Agrícolas, Buenos Aires 11: 317-412.
- Chevrolat, M. A.** 1860. Description d'espèces de *Clytus* propés au Mexique. Annales de la Société entomologique de France 8: 451-504.
- Chevrolat, M. A.** 1861. Description des Clytides du Bresil. Annales de la Société entomologique de France 1861:49-67.
- Di Iorio, O. R.** 1995 a. The Argentine species of the genus *Megacyllene* Casey, 1912 (Coleoptera: Cerambycidae), with the description of a new species. Insecta Mundi 9: 317-325.
- Di Iorio, O. R.** 1995 b. The genus *Neoclytus* Thomson, 1860 (Coleoptera: Cerambycidae) in Argentina. Insecta Mundi 9: 335-345.
- Fuchs, E.** 1961. Zwei neue *Cyllene*-Arten aus der Sammlung des Senckenberg-Museum. Senckenbergiana Biologica 42: 447-450.
- Gounelle, E.** 1912. Liste des cerambycides de la région de Jatahy, État de Goyaz, Brésil. Annales de la Société entomologique de France 80: 103-252.
- Instituto Geográfico Militar.** 1957. Carta provisional de la República Argentina. Hoja 2366-2166 La Quiaca.
- Laporte, F.L. de, and H. Gory.** 1836. Histoire Naturelle et Iconographie des Insectes Coleoptères. Genre Clytus. Coléoptères Longicornes. Libraire d'Histoire naturelle, P. Dumenil, Paris 124 pp.
- Linsley, E. G.** 1964. The Cerambycidae of North America. Part V. Taxonomy and classification of the subfamily Cerambycinae, tribes Callichromini through Ancylocerini. Berkeley, University of California, Publications in Entomology 22: 21-197.
- Llano, R. J.** 1961. Especies del género *Eryngium* (Familia Umbelliferae) hospedadores de diversos seres animales, p. 299-305. In: Primera Reunión de Trabajos y Comunicaciones de Ciencias Naturales y Geografía del Litoral Argentino, 27 al 30 de Septiembre de 1960. Universidad Nacional del Litoral, Instituto del Profesorado Básico 343 pp.
- Martins, U. R.** 1974. Longicórnios da coleção Hüdepohl, II (Coleoptera, Cerambycidae). Revista brasileira de Entomologia 18: 141-155.
- Melzer, J.** 1931. Longicornios americanos, principalmente do Brasil, novos ou pouco conhecidos (Coleoptera, Cerambycidae). III. Arquivos do Instituto Biológico, São Paulo 4: 51-82.
- Monné, M. A.** 1993. Catalogue of the Cerambycidae (Coleoptera) of the Western Hemisphere. Part. IX. Subfamily Cerambycinae: tribes Clytini, Anaglyptini, Tillomorphini and Cleomenini. Sociedade brasileira de Entomologia, São Paulo 131 pp.
- Monné, M. A., and E. F. Giesbert.** 1995. Checklist of the Cerambycidae and Disteniidae (Coleoptera) of the Western Hemisphere. Wolfsgarden Books. Burbank, California, xiv + 420 p.
- Monné, M. A., and D. Zajciw.** 1972. Cerambycoides del Uruguay, nuevos o poco conocidos. III. Atas da Sociedade Biológica, Rio de Janeiro 15: 49-53.
- Morello, J.** 1958. La provincia fitogeográfica del Monte. Opera Lilloana 2: 1-155.
- Prado, D. E.** 1993. Contribution to the study of the flora and vegetation of the Chaco. VII. What is the Gran Chaco vegetation in South America ? II. A redefinition. Candollea 48: 615-629.
- Thomson, J.** 1864. Systema Cerambycidarum ou exposé de tous les genres compris dans la famille des cérambycides et familles limitrophes. Liège 538 pp.
- Tippmann, F. F.** 1960. Studien über Neotropische Longicornier. III. (Coleoptera, Cerambycidae). Koleopterologische Rundschau 37-38: 82-217.
- Villiers, A.** 1978. Faune des Coléoptères de France. I. Cerambycidae. Encyclopédie Entomologique. XLII. Lechevalier. Paris, 611 pp.
- Zajciw, D.** 1963. Novos longicorneos neotrópicos da tribo Clytini (Col., Cerambycidae, Cerambycinae). Revista brasileira de Biologia 23: 171-179.
- Zajciw, D.** 1967. Contribuições para o estudo da distribuição geográfica de longicórneos no Brasil

(Col., Cerambycidae). L. Atas Sociedade Biologica,
Rio de Janeiro 11: 13-14.

Zajciw, D., and A. Ruffinelli. 1962. Fauna de los Ceram-
bicidos del Uruguay. Boletín de la Universidad de la
República, Facultad de Agronomía de Montevideo
60: 1-89.