

# INSECTA MUNDI

A Journal of World Insect Systematics

---

0498

Checklists of Cucujidae, Laemophloeidae, and Silvanidae  
(Coleoptera: Cucujoidea) from Iran

Michael C. Thomas  
Florida State Collection of Arthropods  
Florida Department of Agriculture and Consumer Services  
P.O. Box 147100  
Gainesville, FL 32614-7100

Hassan Ghahari  
Department of Plant Protection  
Yadegar - e-Imam Khomeini (RAH) Shahre Rey Branch  
Islamic Azad University  
Tehran, Iran

Date of Issue: August 26, 2016



Michael C. Thomas and Hassan Ghahari  
Checklists of Cucujidae, Laemophloeidae, and Silvanidae  
(Coleoptera: Cucujoidea) from Iran  
Insecta Mundi 0498: 1-12

ZooBank Registered: LSID: urn:lsid:zoobank.org:pub:8F4C729F-E604-4E32-B592-E82C3FE0C00A

**Published in 2016 by**

Center for Systematic Entomology, Inc.  
P. O. Box 141874  
Gainesville, FL 32614-1874 USA  
<http://www.centerforsystematicentomology.org/>

**Insecta Mundi** is a journal primarily devoted to insect systematics, but articles can be published on any non-marine arthropod. Topics considered for publication include systematics, taxonomy, nomenclature, checklists, faunal works, and natural history. **Insecta Mundi** will not consider works in the applied sciences (i.e. medical entomology, pest control research, etc.), and no longer publishes book reviews or editorials. **Insecta Mundi** publishes original research or discoveries in an inexpensive and timely manner, distributing them free via open access on the internet on the date of publication.

**Insecta Mundi** is referenced or abstracted by several sources including the Zoological Record, CAB Abstracts, etc. **Insecta Mundi** is published irregularly throughout the year, with completed manuscripts assigned an individual number. Manuscripts must be peer reviewed prior to submission, after which they are reviewed by the editorial board to ensure quality. One author of each submitted manuscript must be a current member of the Center for Systematic Entomology. Manuscript preparation guidelines are available at the CSE website.

**Chief Editor:** Paul E. Skelley, e-mail: [insectamundi@gmail.com](mailto:insectamundi@gmail.com)

**Assistant Editor:** David Plotkin

**Head Layout Editor:** Eugenio H. Nearns

**Editorial Board:** J. H. Frank, M. J. Paulsen, Michael C. Thomas

**Review Editors:** Listed on the *Insecta Mundi* webpage

**Manuscript Preparation Guidelines and Submission Requirements** available on the *Insecta Mundi* web-page at: <http://centerforsystematicentomology.org/insectamundi/>

**Printed copies (ISSN 0749-6737) annually deposited in libraries:**

CSIRO, Canberra, ACT, Australia

Museu de Zoologia, São Paulo, Brazil

Agriculture and Agrifood Canada, Ottawa, ON, Canada

The Natural History Museum, London, Great Britain

Muzeum i Instytut Zoologii PAN, Warsaw, Poland

National Taiwan University, Taipei, Taiwan

California Academy of Sciences, San Francisco, CA, USA

Florida Department of Agriculture and Consumer Services, Gainesville, FL, USA

Field Museum of Natural History, Chicago, IL, USA

National Museum of Natural History, Smithsonian Institution, Washington, DC, USA

Zoological Institute of Russian Academy of Sciences, Saint-Petersburg, Russia

**Electronic copies (On-Line ISSN 1942-1354, CDROM ISSN 1942-1362) in PDF format:**

Printed CD or DVD mailed to all members at end of year. Archived digitally by Portico.

Florida Virtual Campus: <http://purl.fcla.edu/fcla/insectamundi>

University of Nebraska-Lincoln, Digital Commons: <http://digitalcommons.unl.edu/insectamundi/>

Goethe-Universität, Frankfurt am Main: <http://nbn-resolving.de/urn/resolver.pl?urn:nbn:de:hebis:30:3-135240>

Copyright held by the author(s). This is an open access article distributed under the terms of the Creative Commons, Attribution Non-Commercial License, which permits unrestricted non-commercial use, distribution, and reproduction in any medium, provided the original author(s) and source are credited. <http://creativecommons.org/licenses/by-nc/3.0/>

**Layout Editor for this article:** Michael C. Thomas

---

Checklists of Cucujidae, Laemophloeidae, and Silvanidae  
(Coleoptera: Cucujoidea) from Iran

Michael C. Thomas

Florida State Collection of Arthropods  
Florida Department of Agriculture and Consumer Services  
P.O. Box 147100  
Gainesville, FL 32614-7100  
michael.thomas@freshfromflorida.com

Hassan Ghahari

Department of Plant Protection  
Yadegar - e-Imam Khomeini (RAH) Shahre Rey Branch  
Islamic Azad University  
Tehran, Iran  
hghahari@yahoo.com

**Abstract.** The Iranian fauna of Cucujidae, Laemophloeidae, and Silvanidae (Coleoptera: Cucujoidea) are summarized in this paper. In total 2 species of Cucujidae (1 genus: *Pediacus* Shuckard), 6 species of Laemophloeidae (3 genera: *Cryptolestes* Ganglbauer, *Laemophloeus* Dejean, and *Placonotus* MacLeay) and 7 species of Silvanidae (6 genera: *Uleiota* Latreille, *Psammoecus* Latreille, *Ahasverus* Gozis, *Nausibius* Lentz, *Oryzaeophilus* Ganglbauer, *Psammoecus* Latreille, and *Silvanus* Latreille) are listed in this paper. Synonymies and distribution data are given.

### Introduction

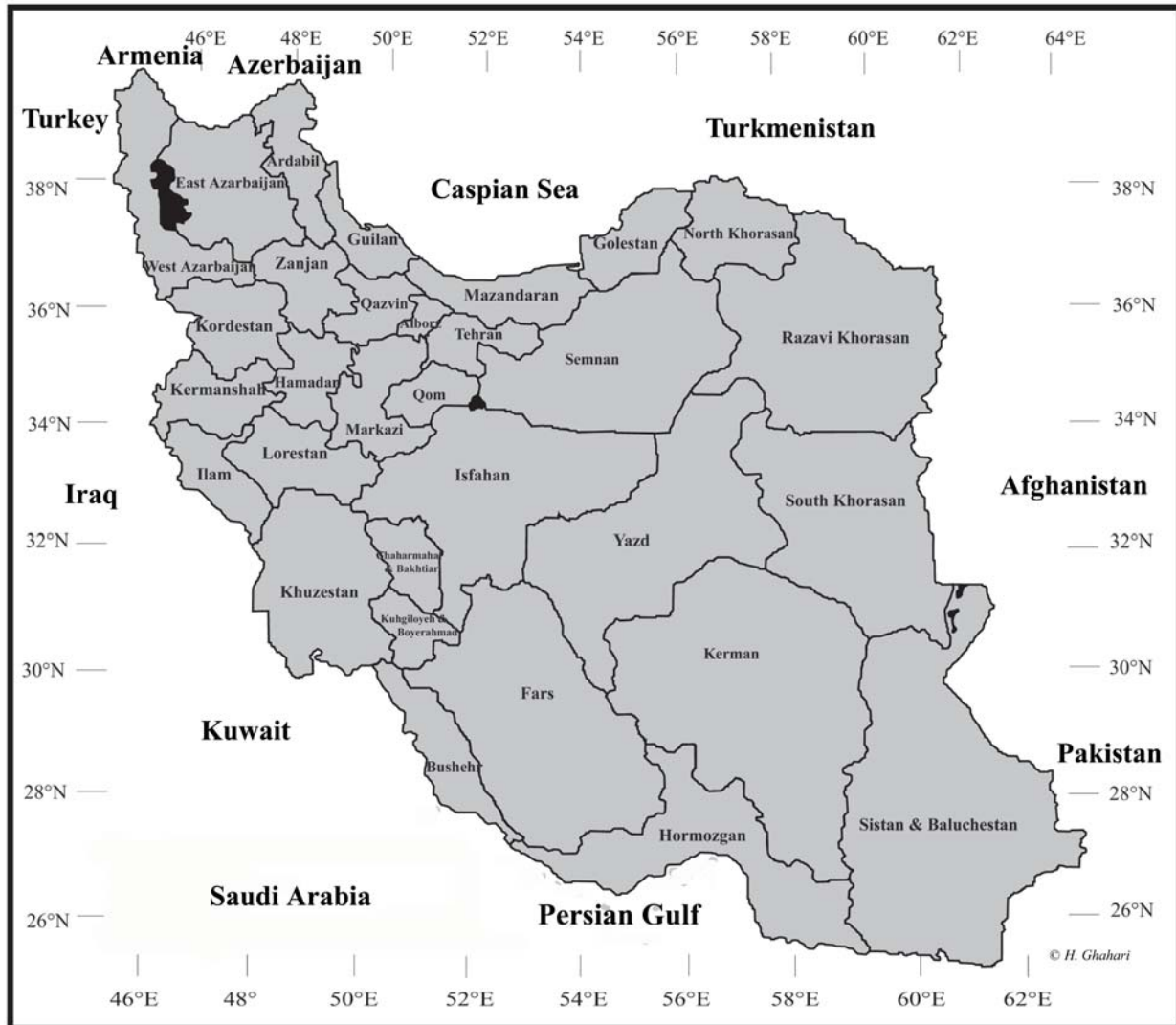
Coleoptera (Insecta) represents one of the largest radiations of diversity on Earth. Four suborders, 24 superfamilies, 211 families, and over 350,000 described beetle species (Bouchard et al. 2011) reflect an astounding breadth of phenotypic diversity, and the order presents numerous taxonomic and classification challenges (McElrath et al. 2015).

The family Cucujidae (flat bark beetles) is one of the smallest families of Coleoptera and consists of 59 species distributed in four genera (Thomas and Leschen 2010a; Marris and Slipinski 2014). The family was formerly larger, with subfamilies Laemophloeinae, Silvaninae, and Passandrinae, but recent revisions have raised the subfamilies to family status (Pakaluk et al. 1994; Gueorguiev et al. 2008). Adults generally feed on fungi or decaying plant tissue; thus they are often found in leaf litter or under the bark of freshly-fallen hardwood trees. They also feed on animals such as the mites and smaller insects commonly found under bark. Passandrid larvae are parasitic on species of Cerambycidae (longhorned beetles) or Braconidae (braconid wasps) (Dimmock 1884; Fiske 1905; Gravely 1916).

The family Laemophloeidae (lined flat bark beetles) includes more than 430 described species in 37 described genera. It has not been classified into suprageneric taxa and recently (McElrath et al. 2015) subsumed the paraphyletic Propalticidae. Most species seem to be fungivorous but several genera are associated with scolytine curculionids and may be predacious on them (Thomas and Leschen 2010a).

The family Silvanidae (silvanid flat bark beetles) includes two subfamilies, Brontinae and Silvaninae, with about 58 genera and approximately 500 species throughout the world (Thomas and Leschen 2010b). Silvanidae are considered to be fairly primitive among the Cucujoidea, and most of its members seem to be fungivorous (Thomas 2002; Yoshida and Hirowatari 2014, 2015).

Iran forms a large part of the Iranian plateau, and covers an area of 1,623,779 km<sup>2</sup>. It is bordered to the north by the Caucasus Mountains, Middle Asian natural regions, and the Caspian Sea (-27 m below sea level); to the west by the Anatolian and Mesopotamian regions; to the east by the eastern part of the Iranian plateau (Afghanistan and adjacent west Pakistan) and the Baluch-Sindian region; and finally to the south by the Persian Gulf and Gulf of Oman, which are connected by the latter to the Indian Ocean (Fig 1). Climatologically, Iran is a predominantly arid and semi-arid country, but the northern slopes of the Alburz ranges and the Caspian lowland receive 800 to 2000 mm annual rainfall, making them the most humid parts of the country. The Dasht-e Kavir and Dasht-e Lut deserts are the driest areas with an



**Figure 1.** Map of Iran with boundaries of provinces.

annual precipitation of less than 150 mm. The highlands receive between 250 and 800 mm (Zehzad et al. 2002).

The goal of this paper is to catalog all the available data on Iranian Cucujidae, Laemophloeidae, and Silvanidae. It is a continuation of the series of checklists of Coleoptera of Iran (see Legalov et al. 2010: Curculionoidea; Lason and Ghahari 2013: Kateretidae and Nitidulidae; Bunalski et al. 2014: Scarabaeoidea; Bartolozzi et al. 2014: Lucanidae; Ghahari et al. 2015: Buprestidae; Novák and Ghahari 2015: Alleculinae; Ghahari and Háva 2015: Silphidae; Beaver et al. 2016: Platypodinae and Scolytinae).

## Material and methods

The published data on distribution of the families Cucujidae, Laemophloeidae, and Silvanidae (Coleoptera) in Iran are summarized by province. Subfamilies, tribes, genera, and species are listed alphabetically. The following data are included in the catalog for each species: (1) valid name; (2) junior synonym(s) used in literature about Iran; (3) published Iranian records synthesized by province (classified by alphabetical order of Iranian province names) and the relevant references (classified by chronological order); (4) synthetic information on general distribution on a world scale and feeding habits; (5) about the new country records, number of species. Data about classification, nomenclature, and distribu-

tion are mainly based on Wegrzynowicz (2007, Cucujidae and Laemophloeidae) and Halstead et al. (2007, Silvanidae). When accurate data about local distribution in Iran are lacking in a quoted reference, the mention "Iran (no locality cited)" is used. The provinces of Iran are represented in Fig. 1. A photograph of a representative species of each genus is provided as an aid to recognition. Habitus photos were taken through a Leica Z16 APO microscope equipped with a JVC KY-F75U 3-CCD camera and controlled by Syncroscopy AutoMontage® software.

## Results

In this checklist 2 species of Cucujidae, 6 species of Laemophloeidae, and 7 species of Silvanidae are listed as the fauna of Iran. *Pediacus dermestoides* (Fabricius, 1792) (Cucujidae) and *Cryptolestes corticinus* (Erichson, 1846) (Laemophloeidae) are new records for the fauna of Iran.

### Family Cucujidae Latreille, 1802

#### Genus *Pediacus* Shuckard, 1839

##### *Pediacus dermestoides* (Fabricius, 1792) Fig. 3

**Material examined.** Ardabil province, Aslan-Dooz, Palangloo, 39°25'N 47°25'E, 1 ex, 16.viii.2006. New record for Iran.

**General distribution.** Caucasus, Europe, Turkey (Asiatic).

##### *Pediacus smirnovi* Nikitsky and Belov, 1979

**Distribution in Iran.** Iran (no locality cited) (Thomas 2003).

**General distribution.** Azerbaijan, Iran (Thomas 2003).

### Family Laemophloeidae Ganglbauer, 1899

#### Genus *Cryptolestes* Ganglbauer, 1899

##### *Cryptolestes corticinus* (Erichson, 1846)

**Synonymy.** *Laemophloeus corticinus* Erichson, 1846: 327; *Laemophloeus krüperi* Reitter, 1879:87.

**Material examined:** East Azarbaijan province, Marand, Arbatan, 45°43'N 38°29'E, 1 ex, 26.vii.2009.  
**New record for Iran.**

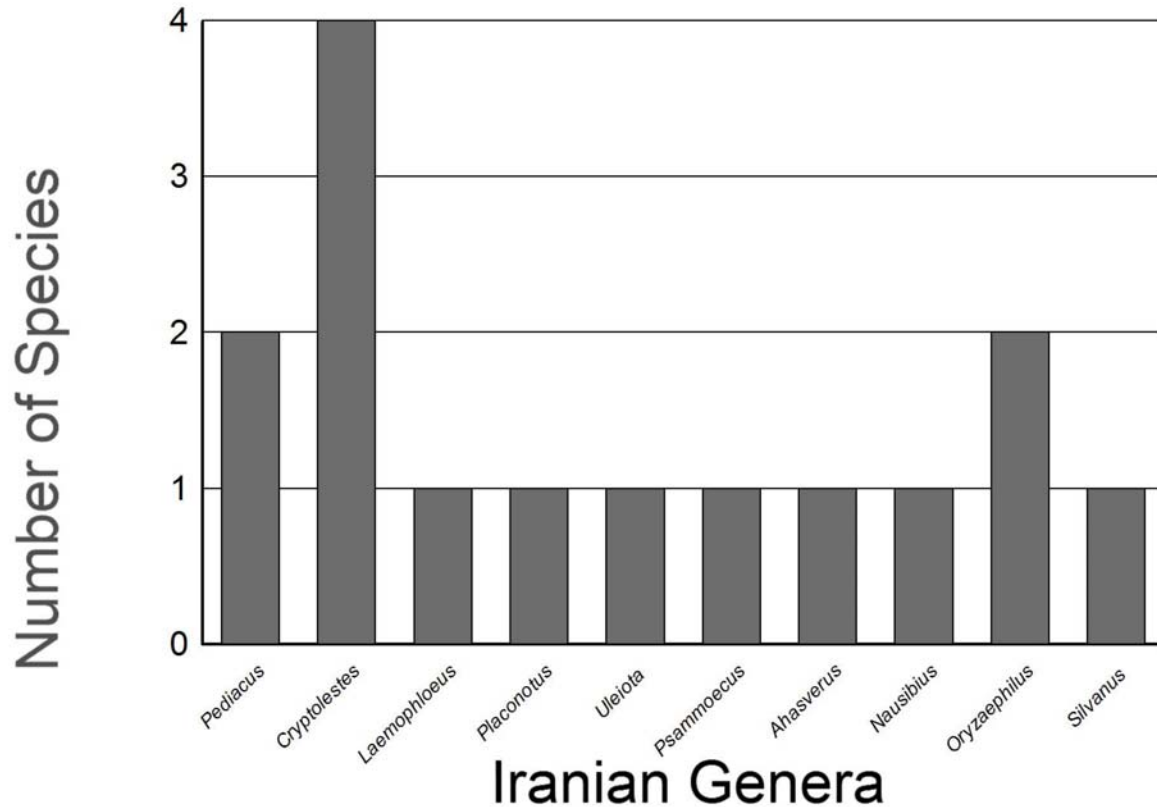
**General distribution.** Europe, Turkey (Asiatic).

##### *Cryptolestes ferrugineus* (Stephens, 1831) Fig. 4

**Synonymy.** *Cucujus ferrugineus* Stephens, 1831: 223; *Laemophloeus alluaudi* Grouvelle, 1906: 120; *Laemophloeus carinulatus* Wollaston, 1877: 44; *Laemophloeus concolor* Smith, 1851: 6; *Laemophloeus emgei* Reitter, 1887: 286; *Laemophloeus exilis* Rey, 1899: 36; *Cucujus monilicornis* Stephens, 1831: 223; *Laemophloeus obsoletus* Smith, 1851: 7; *Laemophloeus perplexus* Rey, 1889: 35; *Laemophloeus testaceus* Paykull, 1799: 168.

**Distribution in Iran.** Tehran (Farahbakhsh 1961 as *Laemophloeus ferrugineus* (Stephens, 1828)), generally distributed (Modarres Awal 1997), Iran (no locality cited) (Wegrzynowicz 2007).





**Figure 2.** Species diversity of genera of Iranian Cucujoidea.

**Hosts.** Adults and larvae feed on cake and seeds (Farahbakhsh 1961); on cotton, wheat, in granary (Farahbakhsh 1961; Modarres Awal 1997).

**General distribution.** Worldwide in stored products.

***Cryptolestes pusillus* (Schönherr, 1817)**

**Synonymy.** *Cucujus pusillus* Schönherr, 1817: 55; *Loemophloes* [sic] *brevis* Fairmaire, 1850: 56; *Cucujus crassicornis* Waltl, 1839: 225; *Cryptolestes fuscus* Lefkovitch, 1967: 312; *Laemophloeus longicornis* Mannerheim, 1843: 303; *Cucujus minutus* Olivier, 1791: 243; *Laemophloeus parallelus* Smith, 1851: 7; *Laemophloeus pauper* Sharp, 1899: 530; *Cucujus testaceus* Stephens, 1831: 224.

**Distribution in Iran.** Isfahan, Tehran (Farahbakhsh 1961 as *Laemophloeus pusillus* (Schönherr, 1817)); Modarres Awal 1997 as *Laemophloeus minutus* (Olivier, 1791).

**General distribution.** Worldwide in stored products.

**Hosts:** On rice, wheat, other cereals and their products, in granary (Farahbakhsh 1961; Modarres Awal 1997).

***Cryptolestes turcicus* (Grouvelle, 1876)**

**Synonymy.** *Laemophloeus turcicus* Grouvelle, 1876: xxxiii; *Laemophloeus immundus* Reitter, 1874: 519; *Laemophloeus truncatus* Casey, 1884: 93.

**Distribution in Iran.** Tehran (Farahbakhsh 1961 as *Laemophloeus turcicus* Grouvelle, 1876), generally distributed (Modarres Awal 1997), Iran (no locality cited) (Wegrzynowicz 2007).

**General distribution.** Worldwide in stored products.

**Hosts.** On cacao, cotton (Modarres Awal 1997), wheat, rice, other cereals and their products, in granary (Farahbakhsh 1961; Modarres Awal 1997; Bagheri-Zenouz 2010).

**Genus *Laemophloeus* Dejean, 1835**

***Laemophloeus monilis* (Fabricius, 1787) Fig. 5**

**Synonymy.** *Cucujus monilis* Fabricius, 1787: 166; *Cucujus bimaculatus* Olivier, 1795: 6; *Cucujus bipustulatus* Panzer, 1792: 13; *Laemophloeus bucephalus* Ganglbauer, 1899: 610; *Silpha denticulatus* Preysslner, 1791: 117; *Laemophloeus talyschensis* Fursov, 1935: 91; *Laemophloeus tunisiana* Dajoz, 1981: 208.

**Distribution in Iran.** Ardabil (Samin et al. 2016).

**General distribution.** Europe east to Uzbekistan; North Africa.

**Genus *Placonotus* W. J. MacLeay, 1871**

***Placonotus testaceus* (Fabricius, 1787) Fig. 6**

**Synonymy.** *Cucujus testaceus* Fabricius, 1787: 166; *Laemophloeus degener* Rey, 1889: 35; *Laemophloeus notatithorax* Obenberger, 1917: 25; *Laemophloeus stepensis* Motschulsky, 1845: 91; *Laemophloeus suberis* Lucas, 1849: 479.

**Distribution in Iran.** East Azarbaijan (Samin et al. 2016).

**General distribution.** Europe, North Africa, temperate Asia.

**Family Silvanidae Kirby, 1837**

**Subfamily Brontinae Erichson, 1845**

**Tribe Brontini Erichson, 1845**

**Genus *Uleiota* Latreille, 1797**

***Uleiota planatus* (Linnaeus, 1761) Fig. 7**


**Synonymy.** *Cerambyx planatus* Linnaeus, 1761: 186; *Scarites arabs* Fabricius, 1792: 97; *Cerambyx compressus* Geoffroy, 1985: 76; *Cucujus flavipes* Fabricius, 1792: 95; *Uleiota humeralis* Faldermann, 1837: 259; *Cucujus pallens* Fabricius, 1792: 96.

**Distribution in Iran.** Iran (no locality cited) (Dajoz 1967; Halstead et al. 2007; Danielsson 2010; Ratti and Nardi 2011).

**General distribution.** Europe, North Africa, northern Asia (but not Japan (Yoshida and Hirowatari 2015)).

**Tribe Telephanini LeConte, 1861**

**Genus *Psammoecus* Latreille, 1829**



**Figures 3–7.** Species of Iranian Cucujoidea. **3)** *Pediacus dermestoides*. **4)** *Cryptolestes ferrugineus*. **5)** *Laemophloeus monilis*. **6)** *Placonotus testaceus*. **7)** *Uleiota planatus*.

***Psammoecus bipunctatus* (Fabricius, 1792) Fig. 8**


**Synonymy.** *Notoxus bipunctatus* Fabricius, 1792: 212; *Psammoecus algericus* Pic, 1920: 9; *Psammoecus boudieri* Lucas, 1843: 147; *Psammoecus latior* Pic, 1894: 44; *Psammoecus nigrinus* Pic, 1894: 44; *Psammoecus pallidus* Pic, 1894: 44.

**Distribution in Iran.** Iran (no locality cited) (Telnov 2004; Halstead et al. 2007; Ivinskis et al. 2009; Ratti and Nardi 2011).

**General distribution.** Europe.

**Subfamily Silvaninae Kirby, 1837**





**Figures 8–12.** Species of Iranian Cucujoidea. **8)** *Psammoecus bipunctatus*. **9)** *Ahasverus advena*. **10)** *Nausibius clavicornis*. **11)** *Oryzaephilus mercator*. **12)** *Silvanus unidentatus*.

#### **Genus *Ahasverus* Gozis, 1881**

##### ***Ahasverus advena* (Waltl, 1834) Fig. 9**

**Synonymy.** *Cryptophagus advena* Waltl, 1834: 169; *Cryptophagus angustatus* Lucas, 1646: 221; *Cryptophagus guerinii* Allibert, 1847: 12; *Lathridius musaeorum* Ziegler, 1844: 270; *Cryptophagus striatus* Rouget, 1877: cvii.

**Distribution in Iran:** Guilan (Modarres Awal 1997).

**General distribution.** Worldwide in stored products.

**Hosts.** On grain and other stored products (Modarres Awal 1997).

### **Genus *Nausibius* Lentz, 1857**

#### ***Nausibius clavicornis* (Kugelann, 1794) Fig. 10**

**Synonymy.** *Cucujus clavicornis* Kugelann, 1794: 571; *Corticaria dentatus* Marsham, 1802: 108; *Sylvanus denticulatus* MacLeay, 1825: 46; *Silvanus intermedius* Smith, 1851: 16; *Silvanus latus* Fairmaire, 1850: 53; *Rhyzophagus parallelus* Walker, 1858: 206.

**Distribution in Iran.** East Azarbaijan (Modarres Awal 1997).

**General distribution.** Worldwide in stored products.

**Hosts.** On entomological collections, cereals and their products, dried fruits, nuts, seeds, sugar, candy, dried meat, tobacco, raisin, in granary (Modarres Awal 1997).

### **Genus *Oryzaephilus* Ganglbauer, 1899**

#### ***Oryzaephilus mercator* (Fauvel, 1889) Fig. 11**

**Synonymy.** *Silvanus mercator* Fauvel, 1889: 132; *Silvanus gossypii* Chittenden, 1897: 13.

**Distribution in Iran.** Generally distributed (Modarres Awal 1997).

**General distribution.** Worldwide in stored products.

**Hosts.** Dried apricot, raisin, date-palm, other storage products, in granary (Modarres Awal 1997; Bagheri-Zenouz 2010), rice (Bagheri-Zenouz 2010; Khoobdel et al. 2011).

#### ***Oryzaephilus surinamensis* (Linnaeus, 1758)**

**Synonymy.** *Dermestes surinamensis* Linnaeus, 1758: 357; *Silvanus bicornis* Erichson, 1846: 337; *Tenebrio frumentarius* Fabricius, 1775: 62; *Anobium sexdentatus* Herbst, 1783: 31; *Dermestes sexdentatus* Fabricius, 1792: 232.

**Distribution in Iran.** Golestan (Khormali et al. 2002), Razavi Khorasan (Akbari Asl et al. 2009), generally distributed (Farahbakhsh 1961; Modarres Awal 1997), Iran (no locality cited) (Abivardi 2001; Khaleghizaden and Sehhatiasabet 2006; Valizadegan et al. 2009; Bagheri-Zenouz 2010; Hosseinzadeh et al. 2010; Ratti and Nardi 2011).

**General distribution.** Worldwide in stored products.

**Hosts.** *Oryzaephilus surinamensis* (Sawtoothed grain beetle) is a cosmopolitan species which damages several stored products. On rice, flour and other cereals and their products, date-palm, nuts, seeds, sugar, candy, tobacco, almond, dried meat, dried apricot, dried fig and other dried fruits, in granary (Farahbakhsh 1961; Modarres Awal 1997; Bagheri-Zenouz 2010), wheat, corn, barley, wheat flour, bran, pasta, bread, oil seeds, dried herbs, and natural history collections (Bagheri-Zenouz 2010; Zarei et al. 2015). Additionally this pest causes damage not only by feeding but also with its feces-contamination, severely reducing the quality of the infested commodity (Mollaie et al. 2011).

**Comments.** The parasitoid wasp, *Cephalonomia tarsalis* (Ashmead, 1893) (Hymenoptera: Bethyridae) was recorded as the parasitoid of *O. surinamensis* from Iran (Mohajery and Azimi 1995; Ghahari and Lim 2012).

### Genus *Silvanus* Latreille, 1804

#### *Silvanus unidentatus* (A.G. Olivier, 1790) Fig. 12

**Synonymy.** *Ips unidentatus* Olivier, 1790: 9; *Silvanus gratiosus* Motschulsky, 1863: 501; *Colydium planus* Herbst, 1797: 285; *Silvanus siculus* Stierlin, 1864: 147.

**Distribution in Iran.** Ardabil (Samin et al. 2016).

**General distribution.** Europe, northern Asia, North America

### Discussion

Cucujoidea of Iran including the families Cucujidae, Laemophloeidae, and Silvanidae have been studied in this paper. Fifteen species from 12 genera are listed as the fauna of Iran. Among the 12 genera, *Cryptolestes* (Laemophloeidae) with four species is more diverse than the other genera (Fig. 2).

Iran is comprised of 31 provinces but specimens have been recorded only from seven provinces: Ardabil, East Azarbaijan, and Tehran with three reported species have the highest diversity (the majority of faunistic surveys were done in these provinces); followed by Golestan, Guilan, Isfahan, Razavi Khorasan (all with one recorded species) arranged sequentially. No species have been reported thus far from the other 24 provinces because they have not been systematically sampled. Iran is a large country incorporating various geographical regions and climates and we expect that a large number of species remain to be discovered. To find new species and distributional records, more studies should be conducted on this insect group in Iran.

Some laemophloeid and silvanid species are serious pests of stored products, but studies of their ecology are rare. Most recent cucujoid studies have focused on the biology and control of the economically important stored product pest, *O. surinamensis*. Cucujoids, as with most other agricultural pests, have natural enemies, especially parasitoids of the genus *Cephalonomia* (Hymenoptera: Bethyridae) and entomopathogenic fungi (Flinn 1991; Lord 2001; Throne and Lord 2004). Only one species of Bethyridae (*Cephalonomia tarsalis* (Ashmead, 1893) (Mohajery and Azimi 1995; Ghahari and Lim 2012)), and 2 species of entomopathogenic fungi, (*Beauveria bassiana* (Balsamo) (Hyphomycetes: Moniliales) and *Metarhizium anisopliae* (Metchnikoff) Sorokin (Ascomycota: Hypocreales) (Mahdeshin et al. 2009; Latifian et al. 2011; Khashaveh and Sakenin Chelav 2013)) have been recorded so far in Iran in association with *O. surinamensis*. Parasitoids of other stored products pests have been rarely studied in Iran. Generally, establishment of biological control agents in stored products is difficult and this is the reason for limited research in this area of biological control involving stored product pests (e.g. Bostrichidae, Bruchinae, Curculionidae, Dermestidae, Tenebrionidae, etc.). However faunistic surveys are necessary to find new cucujoids and their natural enemies in the various stored products in Iran.

### Acknowledgments

We thank Drs. N. Samin and Weston Opitz for their critical reviews of the manuscript. The research by the second author was supported by Islamic Azad University (Yadegar - e-Imam Khomeini (RAH) Shahre Rey Branch).



## Literature Cited

- Abivardi, C. 2001.** Iranian Entomology. Vol. 2. Applied entomology. Springer Verlag, Berlin-Heidelberg-New York, i–viii + 445–1033 p.
- Akbari Asl, M. H., A. A. Talebi, and H. Kamali. 2009.** Stored product pests and their parasitoid wasps in Mashhad, Iran. *Advances in Environmental Biology* 3(3): 239–243.
- Bagheri-Zenouz, E. 2010.** Pests of Stored Products and Management to Maintain. *Bioecology of Insects, Acari and Microorganism*. University of Tehran Publication, Iran, 2<sup>nd</sup> edition, 449 p. [in Persian].
- Bartolozzi, L., H. Ghahari, E. Sprecher-Uebersax, and M. Zilioli. 2014.** A checklist of stag beetles (Coleoptera: Scarabaeoidea: Lucanidae) from Iran. *Zootaxa* 3887(3): 422–436.
- Beaver, R. A., H. Ghahari, and S. Sanguansub. 2016.** An annotated checklist of Platypodinae and Scolytinae (Coleoptera: Curculionidae) from Iran. *Zootaxa* 4098(3): 401–441.
- Bouchard, P., Y. Bousquet, A. E. Davies, M. A. Alonso-Zarazaga, J. F. Lawrence, C. H. C. Lyal, A. F. Newton, C. A. M. Reid, M. Schmitt, S. A. Slipinski, and A. B. T. Smith. 2011.** Family-group names in Coleoptera (Insecta). *ZooKeys* 88: 1–972.
- Bunalski, M., N. Samin, H. Ghahari, and T. J. Hawkeswood. 2014.** Contributions to the knowledge the scarab beetles of Golestan province, Northern Iran with checklist of Iranian Scarabaeoidea (Coleoptera). *Polish Journal of Entomology* 83: 141–170.
- Dajoz, R. 1967.** Notes écologiques et biogéographiques sur les Coléoptères de Grèce, de Yougoslavie et d'Italie. I. La faune de quelques hêtrais. *Cahiers des Naturalistes, Bulletin des Naturalistes Parisiens*, N.S. 23(1): 1–12.
- Danielsson, R. 2010.** Coleoptera: Cucujidae, Laemophloeidae, Silvanidae present in the Entomological Museum of Lund University. Updated 2010-09-07. (Available at ~ <http://www.botmus.lu.se/Orders/FamCol.html>. Last accessed 13 April 2011.)
- Dimmock, G. 1884.** Notes on *Catogenus rufus*. *Psyche* 3: 341–342.
- Farahbakhsh, G. 1961.** Cucujidae (Coleoptera), p. 93. In: Farahbakhsh, G. (ed.). A checklist of economically important insects and other enemies of plants and agricultural products in Iran. Department of Plant Protection, Ministry of Agriculture, Tehran, Publication No. 1, 133 p.
- Fiske, W. F. 1905.** *Catogenus rufus*, a coleopterous parasite. *Proceedings of the Entomological Society of Washington* 7: 90–92.
- Flinn, P. W. 1991.** Temperature-dependent functional response of the parasitoid *Cephalonomia waterstoni* (Gahan) (Hymenoptera: Bethyloidea) attacking rusty grain beetle larvae (Coleoptera: Cucujidae). *Environmental Entomology* 20(3): 872–876.
- Ghahari, H., and J. Háva. 2015.** An annotated checklist of the Iranian carrion beetles (Coleoptera: Staphylinoidea: Silphidae). *Linzer biologische Beiträge* 47/2: 1501–1511.
- Ghahari, H., and J. Lim. 2012.** A checklist on Iranian Bethyloidea (Hymenoptera: Chrysidoidea). *Linzer biologische Beiträge* 44/1: 1071–1077.
- Ghahari, H., M. Volkovitsh, and C. L. Bellamy. 2015.** An annotated catalogue of the Buprestidae of Iran (Coleoptera: Buprestoidea). *Zootaxa* 3984(1): 1–141.
- Gravely, F. H. 1916.** Some lignicolous beetle larvae from India and Borneo. *Records of the Indian Museum* 12: 137–175.
- Gueorguiev, B., D. Doychev, and D. Ovcharov. 2008.** Cucujidae (Coleoptera: Cucujoidea) - a new family to the fauna of Bulgaria. *Historia naturalis bulgarica* 19: 93–97.
- Halstead, D. G. H., I. Löbl, and J. Jelinek. 2007.** Silvanidae, p. 496–500. In: I. Löbl, and A. Smetana (eds). *Catalogue of Palaearctic Coleoptera*. Volume 4. Elateroidea – Derodontoidea – Bostrichoidea – Lymexyloidea – Cleroidea – Cucujoidea. Apollo Books, Stenstrup, Denmark, 935 p.
- Hosseinzadeh, A., N. Shayesteh, H. R. Zolfaghari, M. Babaei, H. Zareshahi, H. A. Mostafavi, and H. Fatollahi. 2010.** Gamma radiation sensitivity of different stages of saw-toothed grain beetle *Oryzaephilus surinamensis* L. (Coleoptera: Silvanidae). *Journal of Plant Protection Research* 50(3): 250–255.
- Ivinskis, P., A. Merzijeviskis, and J. Rimšaitė. 2009.** Data on new and rare for the Lithuanian fauna species of Coleoptera. *Naujos ir Retos Lietuvos Rušys / New and Rare for Lithuania Insect Species* 21: 45–63.

- Khaleghizaden, A., and M. E. Sehhatisabet. 2006.** Contribution to the knowledge of the diet of Iranian birds. *Ekologia* 15(1–2): 145–150.
- Khashaveh, A., and H. Sakenin Chelav. 2013.** Laboratory bioassay of Iranian isolates of entomopathogenic fungus *Metarhizium anisopliae* (Metsch.) Sorokin (Ascomycota: Hypocreales) against two species of storage pest. *Agriculturae Conspectus Scientificus* 78(1) 35–40.
- Khoobdel, M., A. Marouf, D. Farajzadeh, H. Vatani, M. Riazipour, and N. Joneydi. 2011.** Frequency and diversity of pest arthropods in stored cereals in a military unit. *Iranian Journal of Military Medicine* 13(2): 81–87.
- Khormali, S., M. S. Taheri, and H. Borumand. 2002.** Faunal investigation on stored pests in Gonbad and Minoodasht. *Journal of Entomological and Phytopathological Appliqata* 70(1): 13–23. [in Persian, English abstract].
- Lason, A., and H. Ghahari. 2013.** A checklist of the Kateretidae and Nitidulidae of Iran (Coleoptera: Cucujoidea). *Zootaxa* 3746(1): 101–122.
- Latifian, M., E. Soleymannejadian, M. Ghazavy, M. S. Mosadegh, and B. Rad. 2011.** Effect of the fungus, *Beauveria bassiana* (Balsamo) (Asc., Hypocreales) on the functional response and host preference of the parasitoid *Cephalonomia tarsalis* (Ashmead) (Hym., Bethylidae) in larval population of the sawtoothed beetle *Oryzaephilus surinamensis* L. (Col., Silvanidae). *Journal of Entomological Research* 3(3): 251–264.
- Legalov, A. A., H. Ghahari, and Y. G. Arzanov. 2010.** Annotated catalogue of curculionid-beetles (Coleoptera: Anthribidae, Rhynchitidae, Attelebidae, Brentidae, Brachyceridae, Dryophthoridae and Curculionidae) of Iran. *Amurian Zoological Journal* II(3): 191–244.
- Lord, J. C. 2001.** Response of the wasp *Cephalonomia tarsalis* (Hymenoptera: Bethylidae) to *Beauveria bassiana* (Hyphomycetes: Moniliales) as free conidia or infection in its host, the sawtoothed grain beetle, *Oryzaephilus surinamensis* (Coleoptera: Silvanidae). *Biological Control* 21: 300–304.
- Mahdneshin, Z., M. H. Safaralizadeh, and Y. Ghosta. 2009.** Study on the efficacy of Iranian isolates of *Beauveria bassiana* (Balsamo) Vuillemin and *Metarhizium anisopliae* (Metsch.) Sorokin against *Rhyzopertha domonica* F. (Coleoptera: Bostrichidae). *Journal of Biological Sciences* 9: 170–174.
- Marris, J. W. M., and A. Slipinski. 2014.** A revision of the *Pediacus* Shuckard 1839 (Coleoptera: Cucujidae) of Asia and Australasia. *Zootaxa* 3754(1): 32–58. <http://dx.doi.org/10.11646/zootaxa.3754.1.2>
- McElrath, T. C., J. A. Robertson, M. C. Thomas, J. Osborne, K. B. Miller, J. V. McHugh, and M. Whiting. 2015.** A molecular phylogenetic study of Cucujidae s.l. (Coleoptera: Cucujoidea). *Systematic Entomology* 40: 705–718.
- Modarres Awal, M. 1997.** Cucujidae (Laemophloeidae), p. 161; Silvanidae, p. 195. *In*: M. Modarres Awal (ed.). List of agricultural pests and their natural enemies in Iran. Ferdowsi University Press, Mashhad, 497 p.
- Mohajery, A., and A. Azimi. 1995.** Preliminary study of *Cephalonomia tarsalis* ASHM. (Hym. Bethylidae) a new parasite of saw-toothed grain beetle larvae on stored dates in Khuzestan province–Iran. *Proceedings of the 12th Iranian Plant Protection Congress, 2–7 September 1995, Karadj*, p. 205.
- Mollaie, M., H. Izadi, and H. Dashti. 2011.** Efficacy of spinosad against three stored-product insect pests. *Iranian Journal of Entomology* 1: 8–12.
- Novák, V., and H. Ghahari. 2015.** A checklist of comb-clawed beetles (Coleoptera: Tenebrionidae: Alleculinae) from Iran. *Zootaxa* 4027(1): 101–116.
- Pakaluk, J., S. A. Slipinski, and J. F. Lawrence. 1994.** Current classification and family-group names in Cucujoidea (Coleoptera). *Genus* 5: 223–268.
- Ratti, E., and G. Nardi. 2011.** Silvanidae, Cucujidae e Laemophloeidae di Sardegna: catalogo provvisorio (Coleoptera: Cucujoidea). *Conservazione habitat invertebrati* 5: 461–492.
- Samin, N., J. Háva, and D. Kubisz. 2016.** A contribution to the knowledge of some families of Coleoptera (Insecta) from Iran. *Arquivos Entomoloxicos* 15: 29–38.
- Telnov, D. 2004.** Check-List of Latvian Beetles (Insecta: Coleoptera). Second edition, pp. 1–114. *In*: Telnov, D. (ed.). *Compendium of Latvian Coleoptera, volume 1. Latvijas Entomologijas biedriba, Riga.*



- Thomas, M. C. 2002.** Silvanidae Kirby 1837. p. 322–326. *In*: R. H. Arnett, M. C. Thomas, P. E. Skelley, and J. H. Frank (eds). American beetles. Vol. 2. Polyphaga: Scarabaeoidea through Curculionoidea. CRC Press, Boca Raton, FL, 861 p.
- Thomas, M. C. 2003.** A revision of *Pediacus* Shuckard (Coleoptera: Cucujidae) for America north of Mexico, with notes on other species. *Insecta Mundi* 17(3–4): 157–177.
- Thomas, M. C., and R. A. B. Leschen. 2010a.** Laemophloeidae, Ganglbauer, 1899. p. 376–380. *In*: R. A. B. Leschen, R. G. Beutel, and J. F. Lawrence (eds.). Coleoptera, Beetles. Vol. 2: Morphology and Systematics (Elateroidea, Bostrichiformia, Cucujiformia partim). Handbook of Zoology. Walter de Gruyter, Berlin. 786 p.
- Thomas, M. C., and R. A. B. Leschen. 2010b.** Silvanidae Kirby, 1837. p. 346–350. *In*: R. A. B. Leschen, R. G. Beutel, and J. F. Lawrence (eds.). Handbook of Zoology, Coleoptera, Beetles, Vol. 2: Morphology and Systematics (Elateroidea, Bostrichiformia, Cucujiformia partim). Walter de Gruyter, Berlin. 786 p.
- Throne, J. E., and J. C. Lord. 2004.** Control of sawtoothed grain beetles (Coleoptera: Silvanidae) in stored oats by using an entomopathogenic fungus in conjunction with seed resistance. *Journal of Economic Entomology* 97(5): 1765–1771.
- Valizadegan, O., A. A. Pourmirza, and M. H. Sataralizadeh. 2009.** Combination of microwaves radiation and cold storage for control of *Oryzaephilus surinamensis* (L.) (Col. Silvanidae). *Journal of biological Sciences* 9(3): 231–236.
- Wegrzynowicz, P. 2007.** Cucujidae. p. 502–503; Laemophloeidae. p. 503–507. *In*: I. Löbl, and A. Smetana. (eds.). Catalogue of Palaearctic Coleoptera. Vol. 4, Elateroidea, Derodontoidea, Bostrichoidea, Lymexyloidea, Cleroidea, Cucujoidea. Apollo Books, Stenstrup, Denmark. 935 p.
- Yoshida, T., and T. Hirowatari. 2014.** Taxonomic notes on *Cryptamorpha sculptifrons* Reitter (Coleoptera, Silvanidae), with description of its larval morphology. *ZooKeys* 412: 117–129.
- Yoshida, T., and T. Hirowatari. 2015.** Taxonomic revision of the tribe Brontini (Coleoptera: Silvanidae) in Japan and Taiwan with reference to their larval and pupal morphologies. *Annals of the Entomological Society of America* Advance Access published December 2, 2015: 1–28. doi: 10.1093/aesa/sav116
- Zarei, H., R. Vafaei Shoushtari, and Z. Rafiei. 2015.** Effect of diatomaceous earth (Silicosec®) in different temperatures on mortality and progeny production of adult toothed beetle *Oryzaephilus surinamensis* L. in laboratory condition. *Nature and Science* 13 (3): 91–95.
- Zehzad, B., B. H. Kiabi, and H. Madjnoonian. 2002.** The natural areas and landscape of Iran: an overview. *Zoology in the Middle East* 26: 7–10.

Received July 16, 2016; Accepted July 24, 2016.

Review Editor Michael L. Ferro.