

dark lateral stripe continuing the furthest. Limbs spotted above. Lower parts white. The head above is greyish brown speckled with white.

In the largest individual, the length from nose to anus is 1.9 inch, head 0.48, fore limb 0.6, hind limb 1.15. The tail is imperfect. The only specimen with the tail nearly perfect is 4.5 inches long, of which the tail measures 2.75, and the body 1.75.

I know of no nearer ally to this Lizard than *E. (Mesalina) pardalis*¹, which is a more elongate form, with longer limbs, smaller scales on the back, and of a totally different coloration.

Four specimens of this species have been obtained.

EUPREPES PERROTTETI, var.

There are four specimens of a Scinque with a transparent lower eyelid, the dorsal scales each with three strong keels, 31 to 32 scales round the body, and the back unstriped. I can find no sufficient character to separate this form from the Western-African *E. perrotteti*, of which a specimen was obtained by Mr. Jesse in Abyssinia (Geol. Zool. Abyss. p. 456).

In the Socotran Scinque, the postfrontals just meet; and in one example they are separate and the anterior point of the vertical shield is in contact with the rostral, whereas in *E. perrotteti* from Western Africa, as a rule, the postfrontals form a broad suture together, and completely isolate the vertical from the præfrontal. But there is much variation, and I find one specimen at least of *E. perrotteti*, from Senegal, with the postfrontals separate. Also the lobules in front of the ear are in general more elongate and pointed in the Socotran variety; but they are very variable.

The coloration of the Socotran examples is uniform dull olive on the back, upper part of limbs, and tail, rufous-brown on the head, and white below. The largest specimen measures 8½ inches, of which the tail is nearly 5.

E. isseli (Peters, Monatsber. Akad. Berlin, 1871, p. 567), from Northern Abyssinia (Bogos), must be closely allied, but differs in colour, being striped along the side, and in having a single præoccipital shield instead of two.

5. On the Coleopterous Insects collected by Prof. I. Bailey Balfour in the island of Socotra. By CHARLES O. WATERHOUSE. Communicated by Dr. GÜNTHER, F.R.S.

[Received March 30, 1881.]

(Plate XLIII.)

Although the number of species of Beetles collected by Prof. Balfour in Socotra is only twenty-four, there is enough to show, what one would naturally have expected, that the fauna is distinctly African.

¹ I am unable to distinguish between this form and *E. guttulata*, as I am not sure that the differences shown in Lichtenstein's, Duméril and Bibron's, and Gray's descriptions are constant.

Twelve species appear to be undescribed; and some of these may belong exclusively to the island; but our present knowledge of the Coleoptera of the neighbouring continents is not sufficient to enable us to speak with any degree of certainty on this point. Of the previously known species, five have a wide distribution, being found in Southern Europe and in most parts of Africa: these are *Hyphydrus guineensis*, Aubé, *Cybister africanus*, Laporte, *Dineutes æreus*, Klug, *Temnopterus spinipennis*, Guérin, and *Epilachna chrysomelina*, Ol. Two species, *Ateuchus sacer*, Linn., and *Ocnerna setosa*, Ménétrés, are chiefly found in Southern Europe, Asia Minor, and Egypt; *Oxythyrea helenæ*, Schaum, *Julodis clouei*, Buquet, and *Histeromorphus plicatus*, Kz., occur in Abyssinia; lastly, *Dermestes vulpinus*, Fabr., is cosmopolitan.

The following is a list of the species obtained:—

GEODEPHAGA.

Tetragonoderus flavovittatus, n. sp.

HYDRADEPHAGA.

Hyphydrus guineensis, Aubé. *Dineutes æreus*, Klug.
Cybister africanus, Laporte.

PALPICORNIA.

Temnopterus spinipennis, Guérin.

NECROPHAGA.

Dermestes vulpinus, Fabr.

LAMELLICORNIA.

Ateuchus sacer, Linn. *Oxythyrea helenæ*, Schaum.
Pachydema puncticeps, n. sp.

SERRICORNIA.

Julodis clouei, Buquet.

MALACODERMATA.

Apate nitidipennis, n. sp.

HETEROMERA.

<i>Zophosis aequalis</i> , n. sp.	<i>Eusyntelia</i> (n. g.) <i>ebenina</i> , n. sp.
<i>Histeromorphus plicatus</i> , Kraatz.	— <i>glabra</i> , n. sp.
— <i>plicatipennis</i> , n. sp.	<i>Adelostoma bicarinatum</i> , n. sp.
<i>Eusyntelia</i> (n. g.) <i>balfouri</i> , n. sp.	<i>Ocnerna setosa</i> , Ménétrés.
	<i>Opatrum costiferum</i> , n. sp.
	<i>Apithesis</i> (n. g.) <i>obesus</i> , n. sp.

REYNCHOPHORA.

Piazomias vermiculosus, n. sp.

LONGICORNIA.

Mallodon arabicus, Buquet.

PSEUDOTRIMERA.

Epilachna chrysomelina, var. *reticulata*, Oliv.

The following are descriptions of the new species :—

1. *TETRAGONODERUS FLAVOVITTATUS*, n. sp.

Niger, nitidus; antennis pedibusque piceis, thorace nitido lævi, elytris ænescentibus plagiis duabus flavis.

Long. $3\frac{1}{2}$ lin.

Very close to *T. quadrum*, Oliv., and of the same form and appearance. The head and thorax, however, are black (with the mandibles and the margins of the thorax slightly tinted with pitchy), very smooth, and shining. The eyes are protected posteriorly by the head partly surrounding them there. The thorax has the median channel well marked; and in the middle of the basal margin there are some longitudinal striæ. The elytra are slightly æneous, shining, with the striæ well marked, the fourth and fifth striæ rather distinctly punctured in their basal half; the interstices are nearly flat; the yellow markings resemble those of *T. quadrum*, but consist of two patches on each elytron, the basal one occupying the fourth, fifth, and sixth interstices, the second one forming an undulating fascia commencing on the third interstice and reaching to the eighth; that portion of it which is on the fifth interstice is more removed from the apex, and nearly joins the other patch on the fourth interstice. The legs and antennæ are pale pitchy, the femora dark in their middle.

2. *PACHYDEMA PUNCTICEPS*, n. sp.

Oblonga, convexa, nitida, pallide castanea; capite piceo, crebre punctato; clypeo reflexo, parce punctato; thorace læve subtiliter punctato, medio longitudinaliter impresso; elytris læve punctulatis, lineis quatuor lævibus.

Long. 10 lin.

Very robust, convex, a little flattened on the back of the elytra, subparallel at the sides. The head is rather strongly and very thickly punctured, the punctures crowded near the eyes; the clypeus is concave above, sparingly punctured, very slightly sinuate in the middle of the front margin, the margins reflexed. Thorax castaneous, one third broader than long, not very closely punctured, the punctuation more distinct above than at the sides; obliquely narrowed in front of the middle, subparallel behind the middle (viewed from above), with a very slight sinuosity, finely margined and fringed with long fulvous hairs; the posterior angles, viewed from above, appear little greater than right angles (slightly rounded), but when viewed laterally they are completely rounded off; the base is very slightly oblique on each side. Scutellum sparingly punctured on each side. Elytra much paler in colour than the thorax; at the base a very little broader than the thorax, a little wider in the middle, obtusely rounded at the apex; finely ciliated on the margins; moderately finely and not very closely punctured; each elytron has four fine, narrow smooth lines (included between lines of close very fine punctures), the first one very slightly raised. The pygidium is very delicately and rather thickly punctured. The club of the antennæ is fuscous testaceous, not very long. The tarsi are very

long; the anterior have the second, third, and fourth joints moderately dilated; the intermediate pair are only slightly so.

3. *APATE NITIDIPENNIS*, n. sp.

Statura fere A. terebrantis, at duplo minor, nigra, elytris piccis, nitidis, punctis crebre aspera.

Long. $7\frac{1}{2}$ lin.

Forehead clothed with fulvous pile to rather above the middle of the eyes; without tubercles; the vertex finely and closely granular, with a fine smooth median line, the sides of the neck closely longitudinally rugulose. The labrum is very closely and extremely finely punctured. Clypeus moderately emarginate. Antennæ pitchy, the club clear fulvous. Thorax scarcely narrower than the elytra, a trifle broader than long; the basal half closely covered with small depressed granules; the front is covered with small tubercles with rather larger ones intermixed, these latter becoming more prominent and acute towards the anterior angles; one at the anterior angles becomes a strong deflexed, recurved tooth, close to the margin. The elytra are $2\frac{1}{4}$ times as long as the thorax, a very little wider near the apex than at the base; the surface even and shining; the punctures are clear and distinct (distant from each other about twice the diameter of the larger punctures), they are fine at the base, and gradually become stronger and a little larger towards the apex, but they are very fine at the sides; in the apical declivity the punctures are very strong; on the back there are two pairs of lines of punctures on each elytron, indicating the dorsal costæ frequently seen in this genus; the spaces between them are not at all raised, except at the apical declivity, where they are very slightly inflated, but scarcely projecting; the incrassated apical margin is closely and finely punctured. The underside is obscure pitchy, clothed with fine yellowish pubescence. The legs are also pitchy; the whole of the inner side of anterior tibiæ is clothed with very pale fulvous pile; on the outer edge are three or four very small teeth. The intermediate tibiæ have on their outer edge four or five very small sharp teeth; the posterior tibiæ are smooth. The abdomen is opaque, very closely and extremely finely punctured.

A single example, apparently a female.

In the Museum collection there is a specimen from East Africa which differs from the above in having the elytra a little shorter, the punctuation on them rather stronger, with two fine dorsal costæ, and with an indication of a third more lateral one; the tibiæ have more teeth on their outer edge, and the posterior pair have also a few fine teeth; the abdomen is less closely punctured; the labrum is less closely punctured; the clypeus deeply emarginate, &c. I have no name for this species, and only mention it that it may not be confounded with that from Socotra.

Both these species appear to be nearly allied to *A. cornifrons*, Bandi de Selve (Berl. ent. Zeit. 1874, xxviii. p. 834); but that species is described as being somewhat pubescent, and the forehead of the female has a longitudinal channel and a fovea on the vertex.

The fine frontal line in my species can scarcely be described as a channel; and there is no fovea on the vertex.

4. *ZOPHOSIS ÆQUALIS*, n. sp.

Statura fere Z. orientalis, Deyr., *at minus convexa, magis parallela, æneo-nigra, parum nitida; thorace creberrime et subtilissime punctulato; elytris sat crebre subtilissime punctulatis.*

Long. 3 lin.

Oblong-ovate, not very convex; slightly tinted with æneous. Head convex, densely and very finely punctured; labrum not very closely but extremely delicately punctured. Thorax evenly convex, deflexed at the sides, finely margined anteriorly, twice as broad as long, arcuately narrowed anteriorly, very closely and extremely delicately punctured. Elytra as broad as the base of the thorax, nearly straight at the sides, arcuately narrowed at the apex, moderately convex; the punctuation is extremely fine, but rather more distinct than on the thorax, and decidedly less close; on the margin, near the apex, some of the punctures are longitudinally asperate; the epipleural line is completely marginal; the epipleuron has a few short longitudinal impressed lines. The antennæ are black; the second and fourth joints are nearly equal, both a trifle shorter than the third. The spurs on the tibiæ are reddish. The prosternal process is elongate-ovate, moderately broad, finely margined, extremely delicately, and not very thickly punctulate.

Some of the specimens have the epistoma separated from the forehead by a fine sinuous line, in the middle of which is a shallow fovea; the epistoma is more strongly punctured; and the elytra have more asperate punctures along the whole margins. I take these to be merely varieties, as they vary somewhat among themselves.

This species appears, from M. Deyrolle's monograph, to be nearly allied to *Z. elongata*, Deyr. (Ann. Soc. Ent. Fr. 1867, vii. p. 219); but that species has evidently much more asperate punctuation on the sides of the elytra, &c.

5. *HISTEROMORPHUS PLICATIPENNIS*, n. sp. (Plate XLIII. fig. 1.)

Niger, nitidus; capite thoraceque lævibus, elytris singulatim lineis quatuor longitudinalibus angulatis impressis, interstitiis 2., 3. et 4. bene convexis angulatim flexuosis.

Long. 4 lin.

This species is much smaller than *H. plicatus*, Kz., but has almost precisely the same form. It is at once distinguished by the remarkable plicate elytra. Each elytron has four zigzag striæ (besides a portion of a fifth on the side); the space between the first and second striæ is only slightly convex; the three following interstices are very convex and are zigzag in the same way as the striæ, impunctate; the apex of the elytra is flattened above, but scarcely reflexed.

EUSYNTELIA, n. gen.

Mesosternum sloping, more or less concave. Eyes subreniform,
PROC. ZOOL. SOC.—1881, No. XXXI. 31

not divided by a lamina, not prominent laterally. Head below with a deep transverse impression, above with a ridge over each eye. Epistoma with a somewhat acute projection in the middle of the front margin, the labrum distinctly visible from above. Antennæ with the third joint scarcely twice as long as the second. Body not very convex, not pubescent. Thorax as broad or rather broader than long, the sides gently arcuate. The elytra with distinct shoulders, about one third longer than the head and thorax together, margined at the base, somewhat produced at the apex.

The species upon which I establish this genus very much resembles *Thalpophila abbreviata*, Fabr., in form, but is shining black or without pubescence. It has, however, the gular line transverse and not oblique at the sides, as in *Thalpophila*. I propose to place it before *Tentyria* (following Dr. Kraatz in classification), so that it may come in proximity to those genera which have the labrum exposed.

The second species closely resembles the first, but has the throat more approaching that of *Anatolica*.

The third species somewhat resembles a species of *Dichomma*.

6. *EUSYNTELIA BALFOURI*, n. sp. (Plate XLIII. fig. 5.)

Nigra, nitida; capite crebre subtiliter punctulato lineisque nonnullis longitudinalibus impresso; thorace lævi, latera versus subtiliter sat crebre punctulato; elytris fortiter sulcatis, interstitiis sat convexis, subtilissime disperse punctulatis.

Long. $6\frac{1}{2}$ – $8\frac{1}{2}$ lin.

Head finely or moderately thickly punctured, with several irregular longitudinal impressed lines on the forehead, deeply impressed within the ocular ridge; the clypeus produced in the middle into a point, which is slightly bent down at the apex. Eyes not much convex, slightly reniform, the upper part the larger, not so prominent as the head in front of the eye, supported posteriorly by a swelling of the neck. Thorax not quite twice as broad as the head, about one fifth broader than long, only gently convex; finely margined all round, except in the middle of the anterior margin; arcuately emarginate in front, slightly narrowed in front and behind; the anterior angles blunt; the sides gently arcuate; the posterior angles a little greater than right angles and blunt; the base scarcely sinuate on each side, gently lobed in the middle. Scutellum small. Elytra at their base not broader than the base of the thorax, and fitting close to it, gradually and slightly widening to the middle, and then again narrowed to the apex, not very convex, rather depressed on the back; rather strongly and obtusely sulcate, the interstices rather convex, extremely delicately and not very closely punctured; the apex somewhat produced and impressed above. Antennæ as long as the head and half the thorax. Posterior tibiæ closely and rather strongly punctured on their upper edge, the punctures almost asperate.

7. *EUSYNTELIA EBENINA*, n. sp.

Nigra, nitida; capite subtiliter punctulato, thorace fere lævi,

postice parum angustato, lateribus post medium fere rectis; elytris sulcatis, fere lævibus.

Long. $7\frac{1}{2}$ lin.

This species is very close to the preceding, but is at once distinguished by the thorax being rather narrower, more convex in front, rather more narrowed behind, and the sides, instead of being regularly arcuate, are somewhat rectilinear behind the middle. The antennæ are rather longer. The head is more delicately punctured; and there are no longitudinal impressed lines on the forehead. The thorax is almost entirely smooth, a few excessively fine punctures being visible near the posterior angles. The punctures on the posterior tibiæ are finer, and distinctly separated from each other.

This species so closely resembles *S. balfouri* in all its general characters and appearance, that it occurred to me that the differences might, perhaps, be sexual; this, however, I have, by dissection, proved not to be the case.

8. *EUSYNTELIA GLABRA*, n. sp. (Plate XLIII. fig. 6.)

Nigra, nitida, convexiuscula; capite crebre evidentè punctulato, thorace creberrime subtiliter punctulato; elytris striis obtusis perparum impressis, interstitiis parum convexis, fere lævibus.

Long. $5\frac{1}{2}$ lin.

Elongate-ovate, moderately convex, glabrous. Antennæ moderately short, shining, not very thickly but very finely punctured. Head moderately thickly and very distinctly punctured; the ocular ridge moderately strong; the projection in the middle of the margin of the clypeus rather small and acute. Thorax nearly twice as broad as the head, about one fifth broader than long, a very little more narrowed in front than behind, gently convex; finely margined all round (except, perhaps, in the middle of the anterior margin); very finely and rather closely punctured and evenly so all over; the anterior angles moderately prominent; the sides moderately and perfectly evenly arcuate; the posterior angles are rather greater than right angles (about 120°); the base is broadly and gently lobed in the middle. Elytra about one quarter longer than the head and thorax together, rather convex, a little flatter on the back; at the base a very little broader than the base of the thorax, gradually and evenly enlarged to the middle (where their width is equal to the length of the head and thorax together), then narrowed again to the apex, which is very slightly produced; each elytron has four or five rather obscure impressed channels (obsolete at the base); the second, third, and fourth interstices are very gently convex; the punctuation, although not sparse, is very fine and obscure, and in parts scarcely visible.

9. *ADELOSTOMA BICARINATUM*, n. sp. (Plate XLIII. fig. 3.)

Subparallelum, depressum, griseo-nigrum, opacum, rugosum; thorace dorso carinis duabus distantibus; elytris singulis costis tribus, carina secunda basi apiceque abbreviata.

Long. $2\frac{1}{2}$ lin.

A short, broad species. Head closely and rugosely punctured, scarcely impressed on each side above, slightly broader posteriorly than in front, nearly straight-sided; the median carina is fine, and is continued back to the vertex; the ocular carina is very short. Thorax very closely and rugosely punctured, at the anterior angles very slightly broader than the head, much broader behind the middle, narrowed again at the base, gently reflexed at the sides, with two strong dorsal costæ; the anterior angles, although not very acute, are decidedly prominent; the sides are strongly angular considerably behind the middle; the base is divided into three equal parts by the points of juncture with the dorsal carinæ. Elytra one quarter longer than broad, depressed, rather suddenly deflexed at the apex; each elytron with three well-marked costæ, the second distinctly abbreviated at the base and apex; the first interstice with two lines, the second and third with three lines of strong deep punctures. Legs obscure pitchy.

10. *OPATRUM COSTIFERUM*, n. sp. (Plate XLIII. fig 2.)

Breviter oblongum, convexum, latum, nigro-piceum, supra sabulosolutosum; elytris costatis, costis tuberculatis.

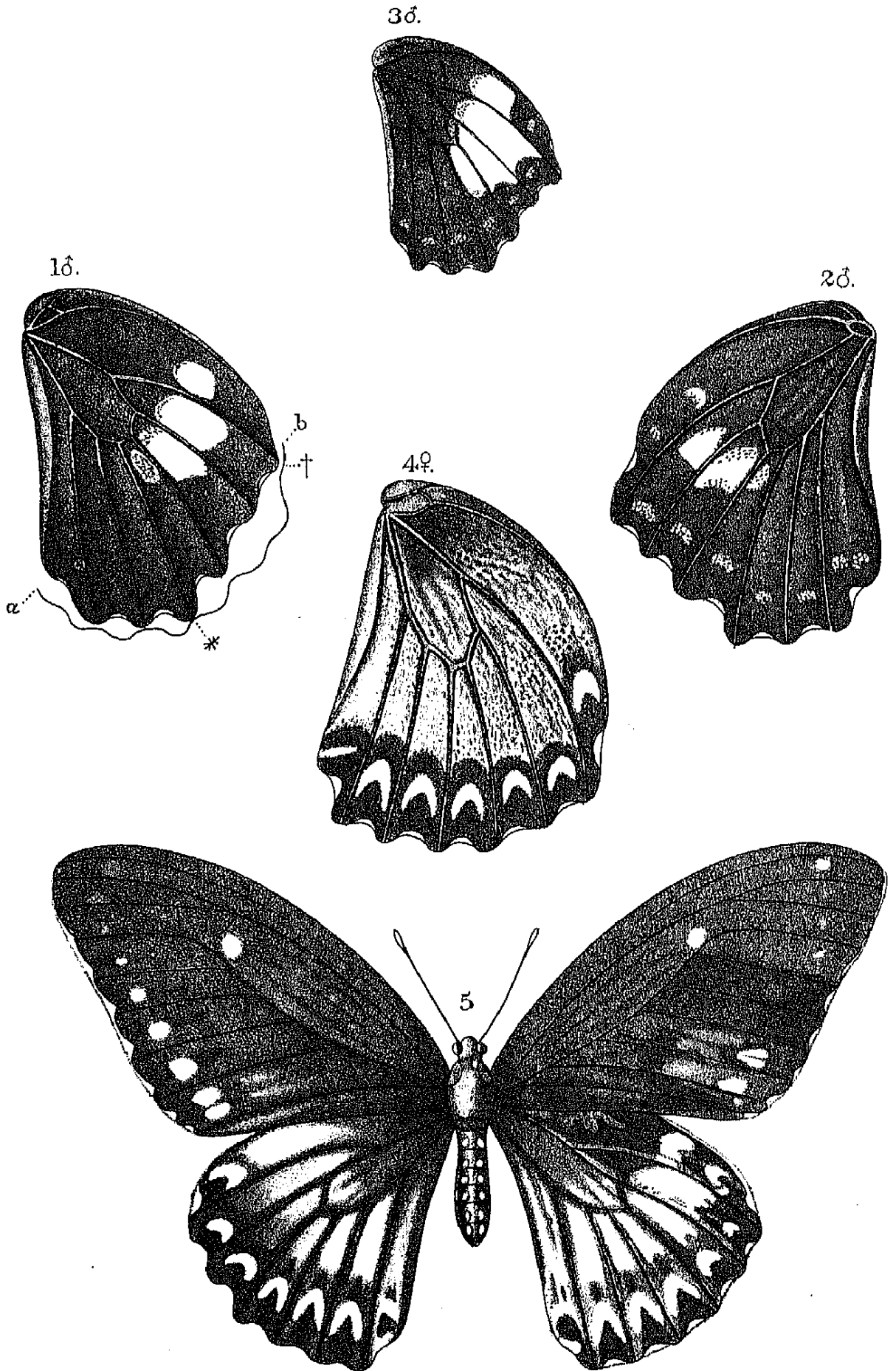
Long. 6 lin., lat. 4 lin.

Head covered with small, round, shining, black granules placed moderately close together. The clypeus has its front margin straight on each side of the deep triangular incision; at the sides it is suddenly obliquely turned back, so as to form an obtuse angle with the antennal orbits. The third joint of the antennæ is at least as long as the three following joints together; the fourth joint is a trifle longer than broad, the fifth to eighth are nearly globular; the ninth and tenth are distinctly transverse, and a little broader than the eighth; the eleventh is nearly globular, scarcely narrower than the tenth. The thorax is twice as broad as its length in the middle, deeply emarginate in front for the reception of the head, convex on the disk, impressed at the sides, arcuately narrowed in front of the middle; the anterior angles are blunted right angles; the sides behind the middle are parallel; the posterior angles are blunt, and a little greater than right angles; the base is broadly lobed in the middle, the lobe itself straight next the scutellum; all the disk rather closely covered with depressed conical black tubercles; there is a fine median impressed line. Elytra at the base scarcely broader than the thorax, a trifle broader at the middle, scarcely longer than broad, very convex, descending at the apex, very gently arcuate at the sides; each elytron has seven slightly raised broad tectiform costæ, a line of small round obtuse tubercles being ranged along the summit of each costa. Tarsi short and thick.

This species has somewhat the appearance of *Saragus lævicollis*, Oliv., and at first sight would scarcely be taken for an *Opatrum*.

APITHESES, n. gen.



Mentum transversely trapeziform, narrowest at the base; labial palpi short and thick, the apical joint large, thick at the base, narrowed



del. W. F. Purkiss lith.

Hanhart imp.

Fig. 1, 2, 3. PAPILIO CASTOR. Fig. 4 P. POLLUX.
5 P. POLLUX. (*Gynandromorphous. ind.*)



del W. Purkiss lith.

Hanhart imp.

PAPILIO POLLUX (*var.* DRAVIDARUM.)

towards the apex. Inner lobe of the maxilla terminating in a thorny hook; the palpi moderately large, the apical joint strongly securiform. The mandibles emarginate at their apex. Labrum transverse, projecting and exposed, entire. Head imbedded in the thorax as far as the eyes: the epistoma separated from the forehead on each side by a fine line, the front margin emarginate. Eyes moderately transverse, the canthus half dividing them; the upper and lower parts nearly equal. Antennæ rather short; the second joint a little longer than broad; the third twice as long as the second; the fourth a little longer than the second; the fifth and sixth shorter; the seventh as long as broad, very narrow at its base, very broad at the apex; the eighth nearly an equilateral triangle; the ninth and tenth very transversely cup-shaped; the eleventh nearly as broad as the tenth joint, flat, somewhat circular in outline. Thorax as in *Alphitobius*, but more convex and with the lateral margins slightly impressed. Elytra very convex, very little broader than the thorax, very little longer than broad, descending at the apex, strongly striated, the epipleural fold rather broad at the base, gradually narrowed posteriorly, terminating suddenly a little way from the apex. Legs slightly rough and finely pubescent; the tarsi clothed beneath with close fine hair; the anterior tibiæ more linear than in *Alphitobius*. Anterior coxæ slightly transverse. Prosternum arched between the coxæ, very slightly produced posteriorly. Mesosternum sloping and gently concave. Metasternum short. Body above not pubescent. Wings none.

I have great difficulty in placing this genus; but, on the whole, it seems best arranged near *Alphitobius*, although its broader and convex form give it a different appearance; the tibiæ are more linear than in that genus, and the whole legs more punctured and pubescent. The under flanks of the thorax are concave as in *Crypticus quisquilius*, but it has not the long slender legs as in that insect. It is apterous; a character which is hitherto foreign to the *Ulominæ*, but which I do not consider a fatal bar to its being placed in that subfamily.

11. APITHESES OBESA, n. sp. (Plate XLIII. fig. 4.)

Breviter oblongo-ovata, convexa, nigro-picea, sat opaca; thorace crebre punctulato, basi marginato, utrinque linea brevi juxta basin et ad eam parallela, elytris thorace paulo latioribus sicut inflatis, fortiter striatis, interstitiis crebre subtiliter punctulatis.

Long, $3\frac{1}{3}$ lin.

Head closely and rather strongly punctured; clypeus very closely and more finely punctured, oblique at the sides, emarginate in front, the margin pitchy. Thorax convex, twice as broad as its length in the middle, gradually arcuately narrowed from the base to the front; moderately thickly, evenly, finely, but distinctly punctured; the sides narrowly impressed above, very delicately margined; the posterior angles slightly acute; the base rather strongly sinuate on each side, finely margined; on each side, almost on the margin, is an abbreviated impressed line, particularly visible when viewed from behind. Elytra at the base as broad as the thorax, a little wider

posteriorly, where they are more convex, declivous at the apex; each elytron has eight rather strongly impressed, finely and closely punctured striæ, the fourth and fifth much shorter than the others, and united posteriorly; the interstices are slightly convex, opaque, finely and rather thickly punctured.

12. *PIAZOMIAS VERMICULOSUS*, n. sp.

Nigro-fuscus, squamis griseo-sabulosis dense vestitus; rostro trisulcato; thorace vermiculoso, lateribus bene rotundatis, basi marginata; elytris fortiter striatis.

Long. 6-7½ lin.

This species has much the form and general appearance of *Herpystichus eremita*. Rostrum nearly parallel, flattened above, longitudinally rugulose; with a fine impressed median line reaching nearly to the vertex; and on each side there is a longitudinal impression. The eyes are moderately prominent, rather less than a semicircle viewed from above. Thorax a trifle broader than long, truncate in front and behind, moderately rounded at the sides, broadest rather behind the middle, slightly depressed on the disk, with a well-marked median channel which does not reach the front margin; all the surface (except the anterior border) vermiculose, and divided into rather irregular round areas, which have generally one puncture about the middle; the disk is covered with pale scales; and there are some very pale scales at the sides; the base is margined. Scutellum very small, shining black. Elytra at the margined base a very little wider than the base of the thorax, but immediately becoming wider (without, however, making any distinct shoulders), oblong-ovate, convex, sloping down and somewhat acuminate at the apex, strongly striated, the striæ strongly but not closely punctured; the interstices almost flat, covered with sandy grey scales, with small dots of a paler colour at intervals on the striæ; the scales on the margins of the elytra and on a spot on the hinder femora are also paler. Tarsi grey.

MALLODON ARABICUS. (Plate XLIII. fig. 7.)

Mallodon arabicus, Buquet, Rev. Zool. 1843, p. 330 (?).

Two examples brought by Prof. Balfour appear to be referable to this species; they are, however, smaller than the size given for the Arabian specimen, being only 22 lines in length; and there are one or two other points in the description that leave room for doubt. The Socotran examples have the head densely and strongly rugose: the thorax has the anterior angles very much advanced, but rounded at their apex; the sides are much flattened, so as to be below the level of the disk, and, although opaque, the flattened parts are not very rugosely sculptured.

EXPLANATION OF PLATE XLIII.

- | | | |
|---|--|--|
| Fig. 1. <i>Histeromorphus plicatipennis</i> ,
473. | | Fig. 4. <i>Apithesis obesa</i> , p. 477. |
| 2. <i>Opatrum costiferum</i> , p. 476. | | 5. <i>Eusyntelia balfouri</i> , p. 474. |
| 3. <i>Adelostoma bicarinatum</i> , p. 475. | | 6. — <i>glabra</i> , p. 475. |
| | | 7. <i>Mallodon arabicus</i> , p. 478. |