Figure S1

A

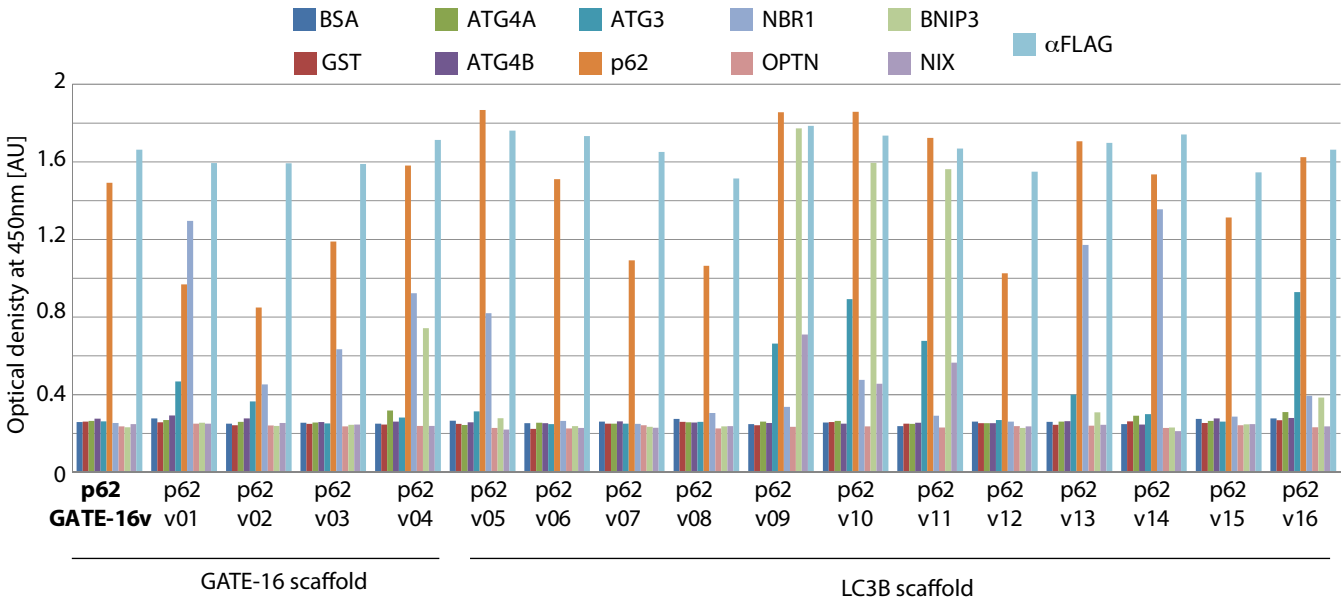
BSA
GST
ATG4A
ATG4B
ATG3
p62
NBR1
OPTN
BNIP3
NIX
αFLAG
Optical denisty at 450nm [AU]
2
1.6
1.2
0.8
0.4
0
p62 GATE-16v
p62 v01
p62 v02
p62 v03
p62 v04
p62 v05
p62 v06
p62 v07
p62 v08
p62 v09
p62 v10
p62 v11
p62 v12
p62 v13
p62 v14
p62 v15
p62 v16
GATE-16 scaffold
LC3B scaffold

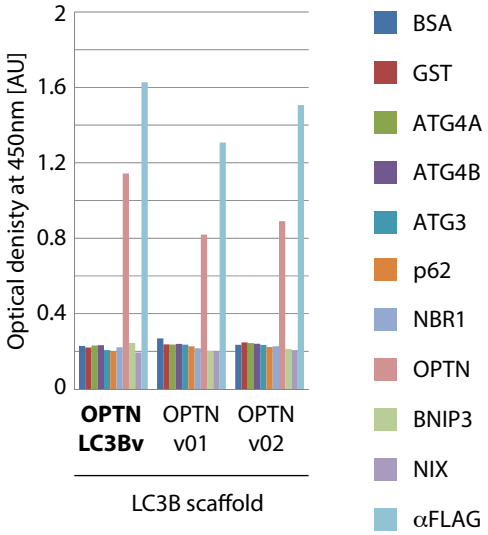
Optical denisty at 450nm [AU]
2
1.6
1.2
0.8
0.4
0
OPTN LC3Bv
OPTN v01
OPTN v02
LC3B scaffold
BSA
GST
ATG4A
ATG4B
ATG3
p62
NBR1
OPTN
BNIP3
NIX
αFLAG

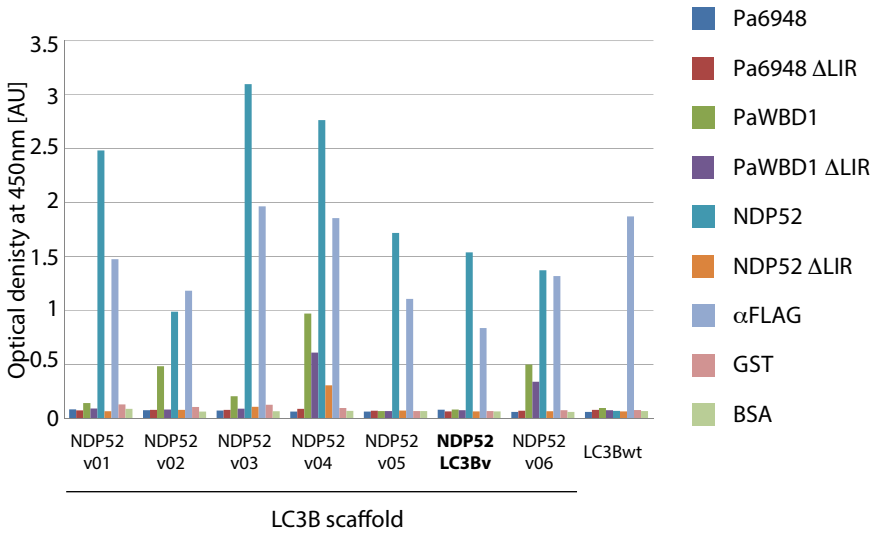
Optical denisty at 450nm [AU]
3.5
3
2.5
2
1.5
1
0.5
0
NDP52 v01
NDP52 v02
NDP52 v03
NDP52 v04
NDP52 v05
NDP52 LC3Bv
NDP52 v06
LC3Bwt
LC3B scaffold
Pa6948
Pa6948 ΔLIR
PaWBD1
PaWBD1 ΔLIR
NDP52
NDP52 ΔLIR
αFLAG
GST
BSA

B

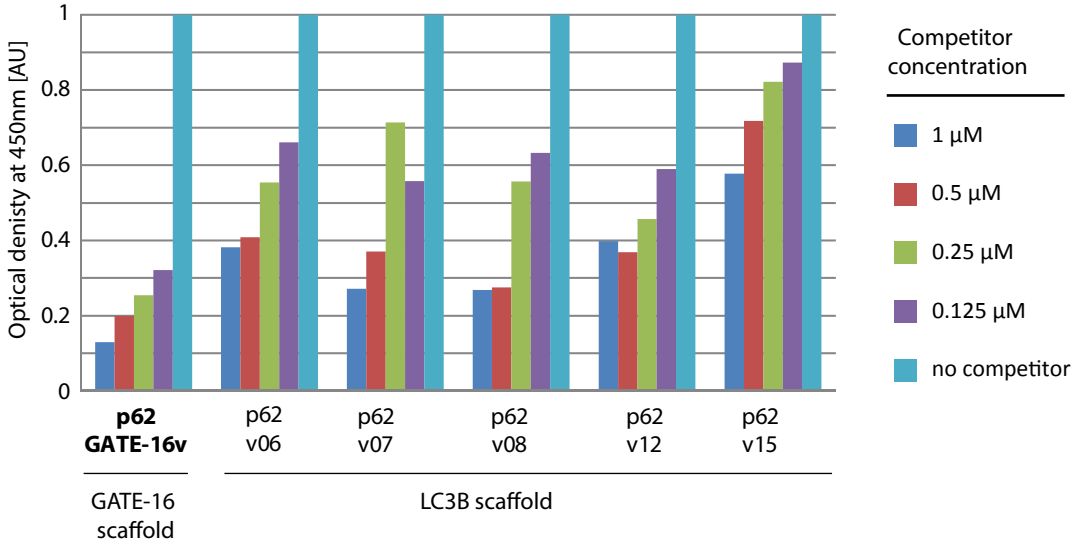
Optical denisty at 450nm [AU]
1
0.8
0.6
0.4
0.2
0
p62 GATE-16v
p62 v06
p62 v07
p62 v08
p62 v12
p62 v15
GATE-16 scaffold
LC3B scaffold
Competitor concentration
1 μM
0.5 μM
0.25 μM
0.125 μM
no competitor