



Pion–kaon femtoscopy and the lifetime of the hadronic phase in Pb–Pb collisions at $\sqrt{s_{NN}} = 2.76$ TeV

ALICE Collaboration*



ARTICLE INFO

Article history:

Received 28 August 2020

Received in revised form 8 December 2020

Accepted 11 December 2020

Available online 17 December 2020

Editor: M. Doser

ABSTRACT

In this paper, the first femtoscopic analysis of pion–kaon correlations at the LHC is reported. The analysis was performed on the Pb–Pb collision data at $\sqrt{s_{NN}} = 2.76$ TeV recorded with the ALICE detector. The non-identical particle correlations probe the spatio-temporal separation between sources of different particle species as well as the average source size of the emitting system. The sizes of the pion and kaon sources increase with centrality, and pions are emitted closer to the centre of the system and/or later than kaons. This is naturally expected in a system with strong radial flow and is qualitatively reproduced by hydrodynamic models. ALICE data on pion–kaon emission asymmetry are consistent with (3+1)-dimensional viscous hydrodynamics coupled to a statistical hadronisation model, resonance propagation, and decay code THERMINATOR 2 calculation, with an additional time delay between 1 and 2 fm/c for kaons. The delay can be interpreted as evidence for a significant hadronic rescattering phase in heavy-ion collisions at the LHC.

© 2020 The Author. Published by Elsevier B.V. This is an open access article under the CC BY license (<http://creativecommons.org/licenses/by/4.0/>). Funded by SCOAP³.

1. Introduction

The main goal of the heavy-ion programme at the Large Hadron Collider (LHC) is to study the deconfined state of strongly interacting matter. This state, where the relevant degrees of freedom are quarks and gluons, is called the quark–gluon plasma (QGP). Experimental results from RHIC suggest that the QGP behaves as a fluid with small specific viscosity [1–4]. The characteristics in momentum space can be accessed from radial and elliptic flow, transverse momentum spectra or from event-by-event fluctuations. The space-time structure, relevant for the size and pressure gradients of the system, can be accessed using two-particle correlations.

Non-identical particle correlations are sensitive to the relative space-time emission shifts of different particle species [5–7]. The difference between mean emission space-time coordinates of two particle species at freeze-out is called emission asymmetry. It occurs as a consequence of the collective expansion of the system, the presence of short-lived resonances decaying into the considered particles, the radial flow of these resonances, and the possibility of having additional rescattering between the chemical and kinetic boundaries of the evolution of the system [7]. Measurements of correlations of non-identical particles in low-energy heavy-ion collisions allowed one to establish an emission time ordering of

the nuclear fragments [8,9]. In relativistic heavy-ion collisions they provided independent evidence of collective transverse expansion in Au–Au collisions at $\sqrt{s_{NN}} = 130$ GeV at the Relativistic Heavy Ion Collider (RHIC) [10].

The Hanbury Brown and Twiss (HBT) [11–16] pion correlation radii are a measure of the source size of pions of a given momentum. Together with measurements of the elliptic flow and the transverse momentum spectra of identified particles they have been fundamental in identifying the relevant stages of ultra-relativistic heavy-ion collisions and their properties [17]. Furthermore, a recent measurement of the kaon femtoscopic radii in Pb–Pb collisions [18] showed that (when compared for the same event centrality and pair m_T) they are systematically larger than the ones from pions and those predicted by models based on a hydrodynamic evolution coupled to statistical hadronisation. Only after including the hadronic rescattering phase could the model [19] reproduce the data for pions and kaons simultaneously. The mean emission time of kaons (11.6 fm/c) and of pions (9.5 fm/c) were reported [18]. The difference is attributed to the rescattering through the K^* resonance.

Particle yields and spectra add further support to models which include the formation of a dense hadronic phase in the final stages of the evolution of the fireball created in heavy-ion collisions. The suppression or the enhancement of the yield (with respect to pp collisions) of short-lived resonances due to rescattering (suppression) or regeneration (enhancement) in the hadronic phase has been proposed as an observable for the estimation of

* E-mail address: alice-publications@cern.ch.

the lifetime and properties of the hadronic phase [20–22]. The measurements of several resonances, from the very short-lived ρ meson ($\tau = 1.4$ fm/c), K^* ($\tau = 4$ fm/c), $\Lambda(1520)$ ($\tau = 10$ fm/c) to longer-lived ϕ ($\tau = 46$ fm/c), demonstrate strong suppression of short-lived resonances in central collisions [23–25]. The observed suppression can result from a long-lasting hadronic rescattering phase.

Recently, pion–kaon correlations were studied theoretically with a (3+1) viscous hydrodynamic model [26], coupled to the statistical hadronisation, resonance decay, and propagation code THERMINATOR 2 [28]. The model uses a parameterisation of the equation of state interpolating between the lattice results [27] for high temperatures and the hadron gas equation of state at low temperatures. The hadronisation occurs via the Cooper-Frye formalism without distinction between chemical and kinetic freeze-out. No further interactions between the hadrons are considered, however, the emission time of each species can be delayed by hand, mimicking the effect of rescattering. The femtoscopic emission asymmetry was shown to be highly sensitive to this delay. Moreover, it can be decoupled from other mechanisms like flow or resonance contributions present at freeze-out, including the K^* resonance [28]. This approach has been explored for pion–kaon pairs. Detailed predictions for different emission scenarios for the pion–kaon radii and their emission asymmetry as a function of the source volume have been made for Pb–Pb collisions at $\sqrt{s_{NN}} = 2.76$ TeV in [28].

In this work π^+K^+ , π^-K^+ , π^+K^- , and π^-K^- momentum correlations are analysed using the femtoscopy technique. Two methods are used to evaluate the emission asymmetry in order to strengthen the results. The first method decomposes the correlations into terms of one dimensional spherical harmonic (SH) coefficients [29] while the second one is based on the Cartesian representation of the correlation function [5]. The source size parameter R_{out} and the emission asymmetry μ_{out} are measured as a function of the cube root of the average charged-particle multiplicity density $\langle dN_{ch}/d\eta \rangle^{1/3}$. Finally, the obtained results are compared with detailed model calculations [28] assuming the previously found delayed kaon emission [18].

2. Data selection

In this paper, pion–kaon correlation results obtained with Pb–Pb collisions at $\sqrt{s_{NN}} = 2.76$ TeV are presented. This measurement used 40 million events collected by ALICE in 2011. A detailed description of the ALICE detector and its performance in the LHC Run 1 (2009–2013) is given in [30,31].

Events were triggered and classified according to their centrality was determined using the measured signal amplitudes in the V0 detectors [32]. Three trigger configurations were used: minimum bias, semi-central (10–50% collision centrality), and central (0–10% collision centrality) [32]. The analyses were performed in six centrality classes: (0–5%), (5–10%), (10–20%), (20–30%), (30–40%), and (40–50%), separately for positive and negative magnetic field polarity. The reconstructed primary vertex is required to lie within ± 7 cm of the nominal interaction point along the beam axis in order to have uniform tracking and particle identification performance.

Charged particle tracking is performed using the Time Projection Chamber (TPC) [30,33] and the Inner Tracking System (ITS) [30]. The ITS allows for high spatial resolution in determining the primary collision vertex. In this analysis, the determination of the track momenta was performed using tracks reconstructed only from TPC signals and constrained to the primary vertex. A TPC track segment is reconstructed from at least 70 space points (clusters) out of a maximum of 159. The χ^2 of the track fit, normalised to the number of degrees of freedom, is required to be

Table 1

Single particle selection criteria, together with particle identification variations used for uncertainty estimation.

Track selection			
p_T	$0.19 < p_T < 1.5$ GeV/c		
$ \eta $	< 0.8		
DCA _{transverse} to primary vertex	< 2.4 cm		
DCA _{longitudinal} to primary vertex	< 3.0 cm		
Kaon selection			
	Default	Loose	Strict
$N_{\sigma,TPC}$ (for $p < 0.4$ GeV/c)	< 2	< 2.5	< 2
$N_{\sigma,TPC}$ (for $0.4 < p < 0.45$ GeV/c)	< 1	< 2	< 1
$N_{\sigma,TPC}$ (for $p > 0.45$ GeV/c)	< 3	< 3	< 2
$N_{\sigma,TOF}$ (for $0.5 < p < 0.8$ GeV/c)	< 2	< 3	< 2
$N_{\sigma,TOF}$ (for $0.8 < p < 1.0$ GeV/c)	< 1.5	< 2.5	< 1.5
$N_{\sigma,TOF}$ (for $1.0 < p < 1.5$ GeV/c)	< 1	< 2	< 1
Pion selection			
	Default	Loose	Strict
$N_{\sigma,TPC}$ (for $p < 0.5$ GeV/c)	< 3	< 3	< 2.5
$\sqrt{N_{\sigma,TPC}^2 + N_{\sigma,TOF}^2}$ (for $p > 0.5$ GeV/c)	< 3	< 3	< 2.5

$\chi^2/ndf < 2$. The distances of closest approach (DCA) of a track to the primary vertex in the transverse (DCA_{xy}) and longitudinal (DCA_z) directions are required to be less than 2.4 cm and 3.2 cm, respectively. These selections are imposed to reduce the contamination from secondary tracks originating from weak decays and from interaction with the detector material. The transverse momenta and pseudorapidities of pions and kaons were restricted to $0.19 < p_T < 1.5$ GeV/c and $|\eta| < 0.8$. All selections are summarised in Table 1.

The charged-particle tracks are identified as pions and kaons using the combined information of their specific ionisation energy loss (dE/dx) in the TPC and the time-of-flight information from the Time-Of-Flight (TOF) detectors [34]. For each reconstructed particle, the signals from both the TPC and the TOF (dE/dx and time of flight, respectively) are compared with the ones predicted for a pion or kaon. A value N_{σ} is assigned to each track denoting the number of standard deviations between the measured track dE/dx or time of flight and the expected one. For pions, the signal (dE/dx or time of flight above this value) is allowed to differ from the calculation by 3σ . For kaons, five selections were used, as detailed in Table 1, together with variations used for uncertainty estimation. The selection criteria are optimised to obtain a high-purity sample while maximising efficiency, especially in the regions where separating kaons from other particle species are challenging. The purity was estimated from Monte Carlo simulations using the HIJING [35] event generator coupled to the GEANT3 [36] transport package and was found to be above 98% for both the pion and kaon samples.

The identified tracks from each event are combined into pairs. Two-particle detector acceptance effects, including track splitting, track merging, as well as effects coming from $\gamma \rightarrow e^+e^-$ conversion, contribute to the measured distributions. The following selections are applied to reduce these effects. For pairs of tracks within $|\Delta\eta| < 0.1$ an exclusion on the fraction of merged points is introduced. The merged fraction is defined as the ratio of the number of steps of 1 cm considered in the TPC radius range for which the distance between the tracks is less than 3 cm to the total number of steps. Pairs with a merged fraction above 3% were removed. The e^+e^- pairs originating from photon conversions can be misidentified as a real pion–kaon pair and it is necessary to remove spurious correlations arising from such pairs. These pairs are removed if their invariant mass, assuming the electron mass for both particles, is less than 0.002 GeV/c², and the relative polar angle, $\Delta\theta$, between the two tracks is less than 0.008 rad.

3. Correlation functions

The femtoscopic correlation function $C(\mathbf{k}^*)$, as a function of the pion and kaon relative three-momenta $\mathbf{k}^* = \frac{1}{2}(\mathbf{p}_\pi^* - \mathbf{p}_K^*)$ in the pair rest frame (PRF) indicated with the asterisk, is constructed as

$$C(\mathbf{k}^*) = \mathcal{N} \frac{A(\mathbf{k}^*)}{B(\mathbf{k}^*)}, \quad (1)$$

where $A(\mathbf{k}^*)$ is the distribution constructed from the same event and $B(\mathbf{k}^*)$ is the reference distribution from particles belonging to different events using the event mixing method [37]. The normalisation constant \mathcal{N} is used to ensure that the ratio reaches unity outside the momentum range where the correlation function is affected by final state interactions, i.e. $0.15 < k^* < 0.20$ GeV/c, where $k^* = |\mathbf{k}^*|$. The average transverse momentum of pions and kaons belonging to pairs with $k^* < 40$ MeV/c is 0.27 GeV/c (std. dev. 0.07 GeV/c) and 0.93 GeV/c (std. dev. 0.23 GeV/c), respectively, independent of centrality.

The first and second moments of the distribution of the spatio-temporal separation of emission points in the PRF can be obtained from correlation functions either in the three-dimensional Cartesian representation [5] or using its decomposition into spherical harmonics (SH) [29,38]. The three-momentum and position differences can be projected onto the out-side-long orthogonal axes, where the long axis is the beam axis, the out axis is in the direction of the transverse pair velocity in the laboratory system, while the side axis is perpendicular to the long and out axes [39,40]. At midrapidity, the emission asymmetry – displacement between pion and kaon sources – can exist only in the out direction [28]. In this work, the emission asymmetry in the out direction is obtained with two different methods and they are explained hereafter.

The SH decomposition allows one to project the three-dimensional information contained in the correlation function into a set of one-dimensional distributions. The method applied here uses the direct decomposition of $A(\mathbf{k}^*)$ and $B(\mathbf{k}^*)$ during the filling of the discrete distributions [29]. The numerator can be written as

$$A(\mathbf{k}^*) = \sqrt{4\pi} \sum_{l=0}^{\infty} \sum_{m=0}^l A_l^m(k^*) Y_l^m(\theta^*, \varphi^*), \quad (2)$$

where $Y_l^m(\theta^*, \varphi^*)$ are the spherical harmonics and $A_l^m(k^*) = \frac{1}{4\pi} \int_{4\pi} A(\mathbf{k}^*) Y_l^{m*}(\theta^*, \varphi^*) d\Omega^*$. A similar definition is valid also for the denominator. The $l < 3$ terms from the infinite set of numerator and denominator distributions are filled for each reconstructed pair using the corresponding $Y_l^m(\theta^*, \varphi^*)$ weight for its θ^* and φ^* angles. From these one-dimensional distributions, the components of the correlation function can be calculated following the method introduced in [29].

The femtoscopic information relevant for the emission asymmetry measurement is contained in two one-dimensional correlation functions, C_0^0 and the real part of C_1^1 , where C_j^l is defined as A_j^l/B_j^l . The C_0^0 and $\Re C_1^1$ functions are mostly sensitive to the source size and the emission asymmetry, respectively [29]. Additionally, the values of C_0^0 (asymmetry in the long direction) and $\Im C_1^1$ are checked for zero emission asymmetry. Their deviations from zero may indicate track reconstruction problems in the detector. Higher order components are small and irrelevant for this analysis.

The C_0^0 , $\Re C_1^1$, and $\Im C_1^1$ components of the correlation function in the SH representation are shown in Fig. 1 for the different pairs. For like-sign pairs, the C_0^0 correlation goes below unity at low k^* , reflecting the repulsive character of the mutual Coulomb interaction. For unlike-sign pairs, the effect is opposite (see also Fig. 2). For the $\Re C_1^1$ correlation function, the deviation from unity is directly related to the emission asymmetry between the two particle

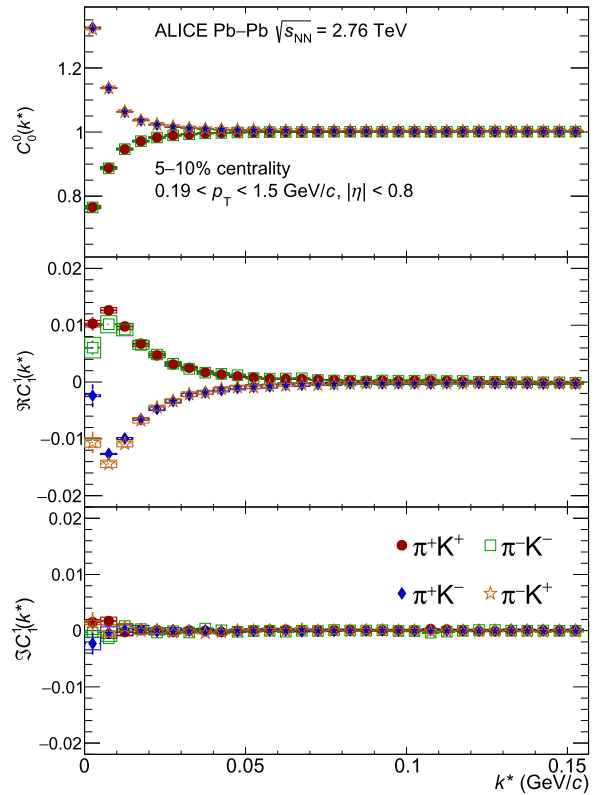


Fig. 1. The C_0^0 (top panel), $\Re C_1^1$ (middle panel), and $\Im C_1^1$ (bottom panel) SH components of the charged pion-kaon femtoscopic correlation functions for Pb-Pb collisions at $\sqrt{s_{NN}} = 2.76$ TeV in the 5–10% centrality class, positive field polarity. The different charge combinations of pions and kaons are shown with different colours and markers. The statistical and systematic uncertainties are shown as vertical bars and boxes, respectively.

species. The $\Im C_1^1$ should be flat by symmetry and thus is a good check for detector and analysis biases.

For the Cartesian representation analysis, the reconstructed pairs were divided into two different correlation functions, namely $C_+(k^*)$ and $C_-(k^*)$, where the sign reflects the sign of k_{out}^* . These correlation functions represent two different scenarios where the first particle (by construction the pion) is faster or slower than the second one (the kaon). The difference between them reflects the space-time emission asymmetry.

It can be observed from Fig. 2 that the correlation function is not exactly equal to unity at large values of k^* , but has some intrinsic slope mainly due to the presence of elliptic flow, resonance decays, and due to global conservation of energy and momentum. These background correlations have to be subtracted before fitting the correlation functions in both the SH and Cartesian representations. The procedure to estimate the non-femtoscopic background is described in detail in [41], where it is shown that for $\pi^\pm K^\pm$ pairs the non-femtoscopic baseline can be parameterised by a common 6th order polynomial function for all pair combinations. The same approach is used to correct the effect of non-femtoscopic background in the present analysis and the resulting background estimation is shown in Fig. 2 as a solid black line for the C_0^0 and $\Re C_1^1$ components of pion-kaon pairs of different charge sign combinations.

4. Fitting of the correlation functions

The experimental correlation functions in both representations are compared to theoretical functions calculated with the software package CorrFit [42]. These functions are calculated as

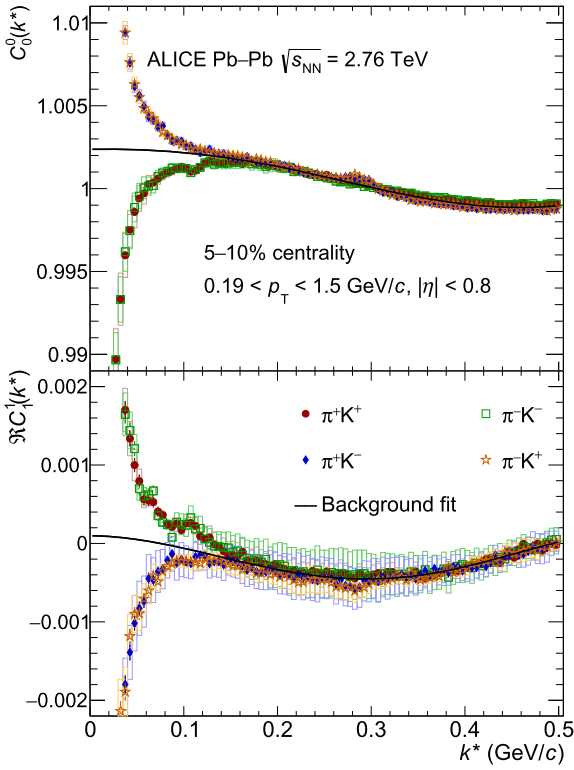


Fig. 2. The C_0^0 (top panel) and $\Re C_1^1$ (bottom panel) components of the pion-kaon correlation functions in the 5–10% centrality class showing the non-femtoscopic background in the spherical-harmonic representation, positive field polarity. The background fit corresponds to a 6th order polynomial function common for all charge combinations. The two structures visible in the correlation function at 0.11 GeV/c and at 0.29 GeV/c correspond to the remaining effect from track merging and the K^* resonance, respectively. The statistical and systematic uncertainties are shown as vertical bars and boxes, respectively.

$$C(\mathbf{k}^*) = \frac{\int S(r^*) |\Psi_{\pi K}(r^*, \mathbf{k}^*)|^2 d^4 r^*}{\int S(r^*) d^4 r^*}, \quad (3)$$

where the four-vector $r^* = x_\pi^* - x_K^*$ is the space-time position difference of a pion and a kaon, $S(r^*)$ is the source emission function which is the probability of emitting a pair of particles at a given position difference. The possible dependence of the source on \mathbf{k}^* has been neglected. This approximation has been proven for radii larger than 1–2 fm [15]. $\Psi_{\pi K}$ is the pion-kaon pair wave function. It accounts for the Coulomb and strong final-state interactions (FSI), the former being dominant for the correlation effect [28].

In order to be able to compare the resulting radii to those obtained from identical-particle femtoscopy, we parameterise the source in the longitudinally comoving coordinate system (LCMS), defined for each pair such that the longitudinal pair momentum vanishes. The relative two-particle source can be expressed as

$$S(\mathbf{r}) \propto \exp\left(-\frac{[r_{\text{out}} - \mu_{\text{out}}]^2}{2R_{\text{out}}^2} - \frac{r_{\text{side}}^2}{2R_{\text{side}}^2} - \frac{r_{\text{long}}^2}{2R_{\text{long}}^2}\right), \quad (4)$$

where R_{out} , R_{side} , and R_{long} are the femtoscopic radii in the three directions and μ_{out} is the emission asymmetry. In order to avoid a large set of fitting parameters, the relations $R_{\text{side}} = R_{\text{out}}$ and $R_{\text{long}} = 1.3R_{\text{out}}$ are used, which are based on measured radii from identical pion femtoscopy from the same experimental data [16]. In this approach only two independent parameters are needed to characterise the correlation function for the whole system: μ_{out} and R_{out} . In order to (numerically) compute the fit function corresponding to Eq. (3), the relative positions between pions and kaons

are sampled from Eq. (4), while their momenta are sampled from the respective experimental distributions from the same data set. The positions and momenta are then boosted from the LCMS to the PRF. The fit value is the mean wave function squared in the PRF.

The fitting procedure also accounts for the purity of the sample, defined as the percentage of the properly identified primary particle pairs originating from the 3D Gaussian profile, referred to as the “Gaussian core”. Products of decays of long lived resonances are considered as not correlated. Following the method proposed in [7], the values for the purity parameter depend on the misidentification, on the secondary contamination from weak decays, and on the percentage of pions and kaons that come from strongly decaying resonances constituting the long-range tails in the source distribution, outside the Gaussian core. These three purity factors are denoted as p , f , and g , respectively. The pair purity (also referred to as the primary fraction) is evaluated independently for each centrality class and magnetic field polarity and is defined as:

$$P_{\pi^\pm K^\pm} = p_{\pi^\pm} \cdot p_{K^\pm} \cdot f_{\pi^\pm} \cdot f_{K^\pm} \cdot g. \quad (5)$$

All parameters except g are obtained from a detailed simulation of the detector response calculated using the HIJING Monte Carlo model with particle transport performed by GEANT3. The g values are taken from a calculation in [7] following the methodology used in [28]. The total value of the pair purity is 0.73 for the 0–5% centrality class and decreases smoothly to 0.61 for the 40–50% centrality class.

The experimental finite momentum resolution has been incorporated in the fitting procedure. The ideal three-momenta of 20 000 randomly selected pairs from analysed data per k^* bin used in the fitting routine were smeared by the momentum-dependent experimental momentum and angular resolutions. These were obtained from Monte Carlo simulations using a detailed description of the experimental set-up.

Each of the correlation functions obtained for the six event centralities, four charge combinations, and two polarities of the electric field have been fitted independently. The values of the radii and emission asymmetry are obtained using a χ^2 minimisation in the $R_{\text{out}} - \mu_{\text{out}}$ plane. The fitting is done in the range $0 < k^* < 0.1$ GeV/c using the CorrFit package [42]. A fit example of the $C_0^0(k^*)$ and $\Re C_1^1(k^*)$ parts of the correlation function for $\pi^- K^-$ and $\pi^- K^+$ is shown in Fig. 3. Note that the poor χ^2 values reflect the residual deviations from a Gaussian distribution, rather than an improperly performed fit. The non-Gaussianity comes mainly from combining different pair transverse momenta, representing three spatial dimensions in a one-dimensional correlation function, and the presence of daughters of short-lived (up to ω) resonance decays.

The systematic uncertainties are estimated by varying the particle identification and selection criteria, the normalisation range of the correlation functions, the background fit range of the polynomial that is used for estimation of non-femtoscopic contributions, the fit range, and the momentum resolution parameters used for smearing. Values of these variations and their individual contributions to the systematic uncertainty are summarised in Table 2. All the systematic uncertainties are evaluated independently for each centrality class and the maximum value is reported in the table. The primary pair fractions are treated separately. They introduce a significant and correlated systematic error for all centralities.

The final uncertainty is obtained combining the systematic and statistical uncertainties using the covariance ellipses method. For each of the eight fit results (pair combinations and magnetic field polarities) as well as for each systematic variation, 10^4 points are generated following a two-dimensional Gaussian distribution in

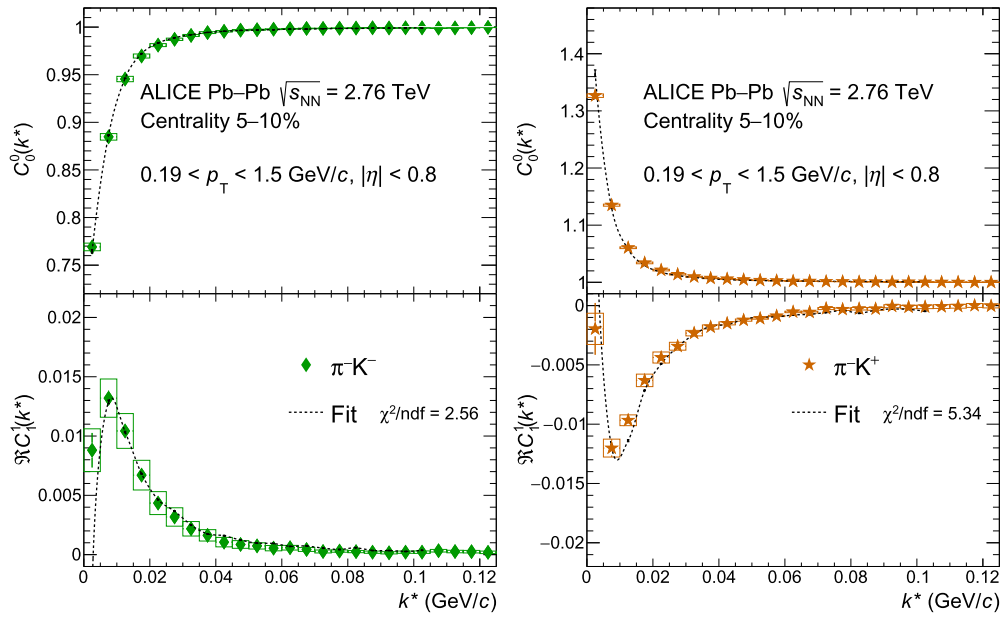


Fig. 3. The $C_0^0(k^*)$ and $\Re C_1^1(k^*)$ parts of the correlation function for (left) π^-K^- and (right) π^-K^+ pairs, shown as markers for the 5–10% centrality, with the corresponding fits calculated using the CorrFit package shown as dashed lines. Only half of the statistics is used, corresponding to one magnetic field (positive field polarity). The statistical and systematic uncertainties are shown as vertical lines and boxes, respectively.

Table 2

Input parameters to CorrFit used to fit the correlation functions and variation of relevant parameters and ranges used for the evaluation of the systematic uncertainties of R_{out} and μ_{out} . The first three uncertainty sources affect the correlation functions and are visualised in Figs. 1 and 2. The uncertainties were estimated for all the centrality ranges independently and maximum value is reported. The variation of primary pair fractions was not included in the covariance ellipse calculation and is shown separately as a correlated model-dependent systematic uncertainty indicated with a † symbol. Uncertainties from fits using only Coulomb interaction, indicated with symbol ‡, are not included in the final systematic uncertainty. The ranges indicated with § symbol include exclusion of 0.1–0.125 GeV/c and 0.265–0.315 GeV/c, to account for splitting effects and K^* resonance.

Uncertainty source	Default value	Variations	max R_{out} (%)	max μ_{out} (%)
PID	Default in Table 1	Loose and strict in Table 1	3.0	12.0
Background fit range (k^* in GeV/c)	0.0–0.5 [§]	0.0–0.265 [§] , 0.125–0.5 [§]	2.6	17.3
Normalisation range (k^* in GeV/c)	0.15–0.2	0.1–0.12, 0.18–0.21	3.3	18.0
Fit range (k^* in GeV/c)	0–0.1	0–0.08/0.12, 0.005–0.1	3.7	13.4
Momentum resolution	Procedure from [30,31]	+12%	3.6	10.3
Primary fraction†	In Sec. 4	±10%	15.0†	20.0†
Analysis type	SH	Cartesian coordinates	1.6	3.1
$\Psi_{\pi K}‡$	Strong and Coulomb	Coulomb only	33.0‡	8.7‡

the $R_{\text{out}}-\mu_{\text{out}}$ space, where the mean and covariance are taken from the fit. The covariance ellipses are calculated from the sample of generated points in each centrality bin. The systematic uncertainties used for the final result are obtained using 1σ covariance ellipses. Negligible correlation between $R_{\text{out}}-\mu_{\text{out}}$ parameters is observed.

Additionally, the analysis was done in the Cartesian representation [5] using the projected C_+ and C_- correlation functions shown in Fig. 4. The results of this analysis are fully compatible with those from SH within uncertainties. However, these results are not incorporated as another source of systematic uncertainty since the Cartesian method yields three times larger statistical uncertainties of μ_{out} .

Fits to correlation functions considering only Coulomb interaction show a systematic and centrality-dependent decrease for R_{out} of the order of 33% with a significantly increased χ^2 of the fit. For this reason these are not included in the evaluation of the uncertainties. However, the effect on the asymmetry parameter,

supporting the prediction made in [28], is about 9%, in line with other variations and demonstrating the prevalence of the Coulomb interaction for the emission asymmetry measurement.

5. Results

The final extracted radii, R_{out} , and emission asymmetry, μ_{out} , are calculated as a weighted averages between the values obtained from the analysis of correlation functions corresponding to two magnetic field polarities and four possible charge combinations of charged pion-kaon pairs, using the SH representation. The obtained values are shown as a function of $(dN_{\text{ch}}/d\eta)^{1/3}$ in Fig. 5. The radius increases smoothly from 4 fm to 9 fm when going from the 40–50% centrality interval to 0–5%. At the same time, the emission asymmetry evolves from a starting value of $\mu_{\text{out}} = -2.5$ fm and reaches $\mu_{\text{out}} = -4$ fm for the most central events. In the same figure, the predictions published in [28] are shown as lines for different hypotheses of the extra delay for kaons, starting from the

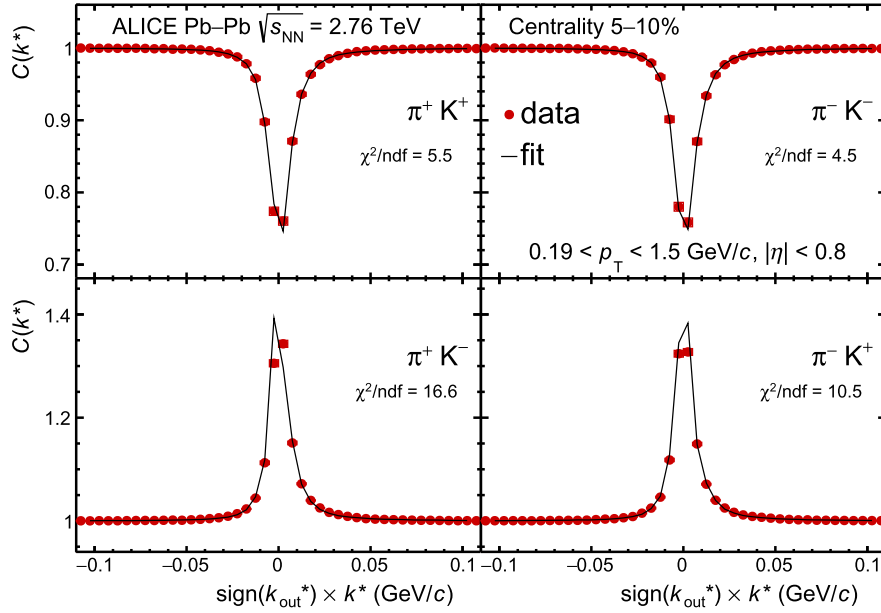


Fig. 4. Pion-kaon correlation functions in the Cartesian representation for all charge combinations. The C_- is on the negative side of the k^* axes while C_+ is on the positive. The femtosopic fits are shown as a solid black line and were computed using the CorrFit package. The statistical and systematic uncertainties are smaller than the markers.

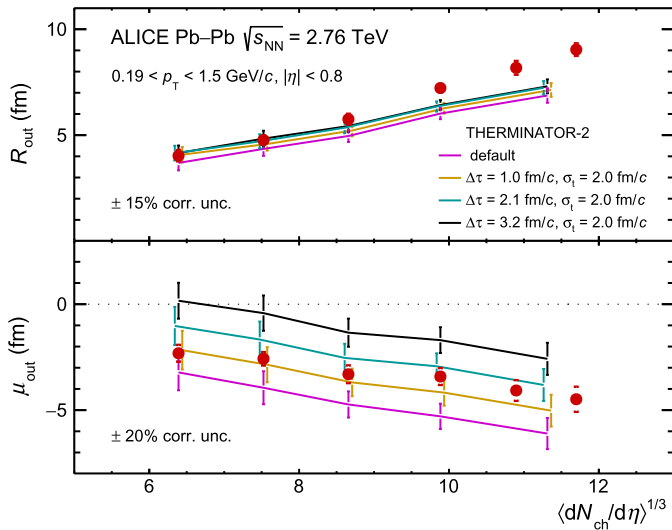


Fig. 5. Pion-kaon source size (upper panel) and emission asymmetry (lower panel) for Pb-Pb collisions at $\sqrt{s_{NN}} = 2.76$ TeV as a function of $\langle dN_{ch}/d\eta \rangle^{1/3}$. The solid lines show predictions from calculation of source size and emission asymmetry using the THERMINATOR 2 model with default and selected values of additional delay with a mean time of $\Delta\tau$ and width σ_t for kaons [28]. The statistical and systematic uncertainties are combined and shown as square brackets. The uncertainty related to the fraction of primary pairs is reported separately as a correlated model-dependent systematic uncertainty of $\pm 15\%$ (20%).

default setting with no delay to a maximum of 3.2 fm/c extra emission time. This delay reduces the asymmetry produced naturally which originates from the collective behaviour of the expanding system created in the collisions modelled with THERMINATOR 2 [43]. The agreement between the measured and predicted radii is good for peripheral events but measurements are larger by 1.5 fm for the most central events. On the other hand, the emission asymmetry measurement follows the predicted trends for all centralities. The data points lie between the curves corresponding to time delays of 1.0 and 2.1 fm/c.

The model-dependent systematic errors of 15% and 20% for the radii and asymmetry, respectively, are present also in the theo-

retical prediction, as the same values for the fraction of particles within the Gaussian core are used to obtain the radii and emission asymmetry [7]. Therefore, this additional systematic uncertainty would synchronously move the results up and down and the prediction lines without changing their interpretation.

6. Discussion

In this work the first femtoscopy analysis of pion-kaon pairs at the LHC is presented. The collective behaviour of the matter created in Pb-Pb collisions generates a natural asymmetry in the emission of pions and kaons due to their different masses. This is related to the kaon emission distribution, which is more strongly influenced by flow than pions [7]. The analysis was implemented using the spherical harmonics and the Cartesian representation of the femtosopic correlation function. The non-femtosopic background present in the raw ratios was subtracted using a combined fit to the four possible charge combinations. The final results are compared to state-of-the-art hydrodynamical calculations where an additional delay for kaons was introduced to mimic the behaviour during the hadron rescattering phase.

The radii values predicted by the theoretical calculation [28] have several assumptions included in the particle distributions which are different from the experiment. One of them is that the presence of the strong interaction does not modify the emission asymmetry visible in the correlation functions. Our analysis confirms this statement; removal of strong interaction from the fit has significant influence on the radii (33%) but moderate influence on the emission asymmetry (9%). Even though pions and kaons have been selected according to ALICE acceptance and momentum ranges, the optimisation of the purity of the data sample modified the transverse momentum distribution. This experimental effect biases the distributions towards lower momentum values, hence it increases the source radii.

The obtained width of the relative pion-kaon source, R_{out} , can be compared to the pion and kaon source radii extracted from identical-particle correlation analyses added in quadrature. The pion-kaon pairs used in the current analysis are predominantly composed of soft pions ($0.2 \leq m_T \leq 0.3$ GeV/c) and hard kaons ($1.0 \leq m_T \leq 1.3$ GeV/c). The pion and kaon source radii measured

Table 3

Centrality-averaged difference between the μ_{out} predicted using THERMINATOR with different values of the added kaon delay $\Delta\tau$ [28] and the one measured in this analysis, divided by the total uncertainty of the measurement σ^{exp} .

$\Delta\tau$	$(\mu_{\text{out}}^{\text{THERM}} - \mu_{\text{out}}^{\text{exp}})/\sigma^{\text{exp}}$
no delay	-3.62
1.0 fm/c	-1.02
2.1 fm/c	2.15
3.2 fm/c	5.26

for these ranges of transverse mass (m_T) in 0–10% central collisions were 7–8.5 fm and 4–5 fm, respectively [18]. Added in quadrature, this yields 8–10 fm, well in agreement with the most central pion-kaon point in Fig. 5. Similarly, for 30–50% centrality class, the pion and kaon sources are 4–4.5 fm and 2–3 fm, respectively, and their combination yields 4.5–5.5 fm, again in reasonable agreement with the average of two most peripheral intervals in Fig. 5.

The emission asymmetry presented here coincides with the predictions calculated including a delay of the kaon emission of 1.0–2.1 fm/c. The difference between the μ_{out} values predicted in Ref. [28] and the measured value, averaged over centrality and normalised to the total uncertainty of our measurement, is shown in Table 3.

The values obtained for the emission asymmetry are in line with those predicted by the hydrokinetic model [19], the broken m_T scaling of the radii of kaons with respect to pions observed in [18], and from the short-lived resonances measured by ALICE [23–25]. This measurement is another confirmation of the hadron rescattering phase.

In order to better understand the relevant effects influencing the emission asymmetry, it would be natural to continue the studies measuring other systems. It would be especially interesting to measure the πp and $K p$ systems and probe the validity of the relation $\mu_{\text{out}}^{\pi p} = \mu_{\text{out}}^{\pi K} + \mu_{\text{out}}^{K p}$ [7]. Final-state interactions such as the ones taking place in a long-lasting rescattering phase might modify or distort this picture.

In summary, the first measurement of the emission asymmetry of pions and kaons for different centralities at the LHC has been performed. R_{out} was measured to be 9 fm for central collisions and decreases as a function of centrality to 4.5 fm for more peripheral collisions. At the same time, the magnitude of the emission asymmetry changed from $\mu_{\text{out}} = -4.5$ fm to $\mu_{\text{out}} = -2$ fm. This confirms the importance of the collective expansion of the system with the pions emitted closer to the centre of the collision and/or later than kaons. However, the collective motion is not enough to reproduce the trend of the emission asymmetry which according to state-of-the-art models based on 3+1 viscous hydrodynamics demands an additional time delay of 1–2 fm/c for kaons in order to reproduce the measured trend. This observation is in agreement with a hydrodynamic evolution of the expanding system and favors a stronger radial flow in central collisions together with a dense and long-lasting hadronic rescattering phase at the end of the evolution of the fireball at LHC energies.

Declaration of competing interest

The authors declare that they have no known competing financial interests or personal relationships that could have appeared to influence the work reported in this paper.

Acknowledgements

The ALICE Collaboration would like to thank all its engineers and technicians for their invaluable contributions to the construc-

tion of the experiment and the CERN accelerator teams for the outstanding performance of the LHC complex. The ALICE Collaboration gratefully acknowledges the resources and support provided by all Grid centres and the Worldwide LHC Computing Grid (WLCG) collaboration. The ALICE Collaboration acknowledges the following funding agencies for their support in building and running the ALICE detector: A. I. Alikhanyan National Science Laboratory (Yerevan Physics Institute) Foundation (ANSL), State Committee of Science and World Federation of Scientists (WFS), Armenia; Austrian Academy of Sciences, Austrian Science Fund (FWF): [M 2467-N36] and Nationalstiftung für Forschung, Technologie und Entwicklung, Austria; Ministry of Communications and High Technologies, National Nuclear Research Center, Azerbaijan; Conselho Nacional de Desenvolvimento Científico e Tecnológico (CNPq), Financiadora de Estudos e Projetos (Finep), Fundação de Amparo à Pesquisa do Estado de São Paulo (FAPESP) and Universidade Federal do Rio Grande do Sul (UFRGS), Brazil; Ministry of Education of China (MOEC), Ministry of Science & Technology of China (MSTC) and National Natural Science Foundation of China (NSFC), China; Ministry of Science and Education and Croatian Science Foundation, Croatia; Centro de Aplicaciones Tecnológicas y Desarrollo Nuclear (CEADEN), Cubaenergía, Cuba; The Ministry of Education, Youth and Sports of the Czech Republic, Czech Republic; The Danish Council for Independent Research Natural Sciences, the Villum Fonden and Danish National Research Foundation (DNRF), Denmark; Helsinki Institute of Physics (HIP), Finland; Commissariat à l'Énergie Atomique (CEA) and Institut National de Physique Nucléaire et de Physique des Particules (IN2P3) and Centre National de la Recherche Scientifique (CNRS), France; Bundesministerium für Bildung und Forschung (BMBF) and GSI Helmholtzzentrum für Schwerionenforschung GmbH, Germany; General Secretariat for Research and Technology, Ministry of Education, Research and Religions, Greece; National Research Development and Innovation Office, Hungary; Department of Atomic Energy, Government of India (DAE), Department of Science and Technology, Government of India (DST), University Grants Commission, Government of India (UGC) and Council of Scientific and Industrial Research (CSIR), India; Indonesian Institute of Sciences, Indonesia; Centro Fermi - Museo Storico della Fisica e Centro Studi e Ricerche Enrico Fermi and Istituto Nazionale di Fisica Nucleare (INFN), Italy; Institute for Innovative Science and Technology, Nagasaki Institute of Applied Science (IIST), Japanese Ministry of Education, Culture, Sports, Science and Technology (MEXT) and Japan Society for the Promotion of Science (JSPS) KAKENHI, Japan; Consejo Nacional de Ciencia y Tecnología (CONACYT), through Fondo de Cooperación Internacional en Ciencia y Tecnología (FONCICYT) and Dirección General de Asuntos del Personal Académico (DGAPA), Mexico; Nederlandse Organisatie voor Wetenschappelijk Onderzoek (NWO), Netherlands; The Research Council of Norway, Norway; Commission on Science and Technology for Sustainable Development in the South (COMSATS), Pakistan; Pontificia Universidad Católica del Perú, Peru; Ministry of Science and Higher Education, National Science Centre and WUT ID-UB, Poland; Korea Institute of Science and Technology Information and National Research Foundation of Korea (NRF), Republic of Korea; Ministry of Education and Scientific Research, Institute of Atomic Physics and Ministry of Research and Innovation and Institute of Atomic Physics, Romania; Joint Institute for Nuclear Research (JINR), Ministry of Education and Science of the Russian Federation, National Research Centre Kurchatov Institute, Russian Science Foundation and Russian Foundation for Basic Research, Russia; Ministry of Education, Science, Research and Sport of the Slovak Republic, Slovakia; National Research Foundation of South Africa, South Africa; Swedish Research Council (VR) and Knut & Alice Wallenberg Foundation (KAW), Sweden; European Organization for Nuclear Research, Switzerland; Suranaree University of Technology (SUT), National Science and Technology Development Agency

(NSDTA) and Office of the Higher Education Commission under NRU project of Thailand, Thailand; Turkish Atomic Energy Agency (TAEK), Turkey; National Academy of Sciences of Ukraine, Ukraine; Science and Technology Facilities Council (STFC), United Kingdom; National Science Foundation of the United States of America (NSF) and United States Department of Energy, Office of Nuclear Physics (DOE NP), United States of America.

References

- [1] BRAHMS Collaboration, I. Arsene, et al., Quark gluon plasma and color glass condensate at RHIC? The perspective from the BRAHMS experiment, *Nucl. Phys. A* 757 (2005) 1–27, arXiv:nucl-ex/0410020.
- [2] PHOBOS Collaboration, B. Back, et al., The PHOBOS perspective on discoveries at RHIC, *Nucl. Phys. A* 757 (2005) 28–101, arXiv:nucl-ex/0410022.
- [3] STAR Collaboration, J. Adams, et al., Experimental and theoretical challenges in the search for the quark gluon plasma: the STAR Collaboration's critical assessment of the evidence from RHIC collisions, *Nucl. Phys. A* 757 (2005) 102–183, arXiv:nucl-ex/0501009.
- [4] PHENIX Collaboration, K. Adcox, et al., Formation of dense partonic matter in relativistic nucleus-nucleus collisions at RHIC: experimental evaluation by the PHENIX collaboration, *Nucl. Phys. A* 757 (2005) 184–283, arXiv:nucl-ex/0410003.
- [5] R. Lednický, V.L. Lyuboshits, B. Erazmus, D. Nouais, How to measure which sort of particles was emitted earlier and which later, *Phys. Lett. B* 373 (1996) 30–34.
- [6] S. Voloshin, R. Lednický, S. Panitkin, N. Xu, Relative space-time asymmetries in pion and nucleon production in noncentral nucleus-nucleus collisions at high-energies, *Phys. Rev. Lett.* 79 (1997) 4766–4769, arXiv:nucl-th/9708044.
- [7] A. Kisiel, Non-identical particle femtoscopy at $\sqrt{s_{NN}} = 200$ GeV in hydrodynamics with statistical hadronization, *Phys. Rev. C* 81 (2010) 064906, arXiv:0909.5349 [nucl-th].
- [8] FOPI Collaboration, R. Kotte, et al., On the space-time difference of proton and composite particle emission in central heavy-ion reactions at 400 A-MeV, *Eur. Phys. J. A* 6 (1999) 185–195, arXiv:nucl-ex/9904007.
- [9] INDRA Collaboration, D. Gourio, et al., Emission time scale of light particles in the system Xe+Sn at 50A MeV. A probe for dynamical emission?, *Eur. Phys. J. A* 7 (2000) 245–253, arXiv:nucl-ex/0001004.
- [10] STAR Collaboration, J. Adams, et al., Pion-kaon correlations in Au+Au collisions at $\sqrt{s_{NN}} = 130$ GeV, *Phys. Rev. Lett.* 91 (2003) 262302, arXiv:nucl-ex/0307025 [nucl-ex].
- [11] G.I. Kopylov, M.I. Podgoretsky, Correlations of identical particles emitted by highly excited nuclei, *Sov. J. Nucl. Phys.* 15 (1972) 219–223.
- [12] R. Lednický, V.L. Lyuboshits, Final state interaction effect on pairing correlations between particles with small relative momenta, *Sov. J. Nucl. Phys.* 35 (1982) 770, *Yad. Fiz.* 35 (1981) 1316.
- [13] STAR Collaboration, C. Adler, et al., Pion interferometry of $\sqrt{s_{NN}} = 130$ GeV Au+Au collisions at RHIC, *Phys. Rev. Lett.* 87 (2001) 082301, arXiv:nucl-ex/0107008 [nucl-ex].
- [14] STAR Collaboration, J. Adams, et al., Azimuthally sensitive HBT in Au + Au collisions at $\sqrt{s_{NN}} = 200$ GeV, *Phys. Rev. Lett.* 93 (2004) 012301, arXiv:nucl-ex/0312009 [nucl-ex].
- [15] M. Lisa, S. Pratt, R. Soltz, U. Wiedemann, Femtoscopy in relativistic heavy ion collisions, *Annu. Rev. Nucl. Part. Sci.* 55 (2005) 311, arXiv:nucl-ex/0505014.
- [16] ALICE Collaboration, J. Adam, et al., Centrality dependence of pion freeze-out radii in Pb–Pb collisions at $\sqrt{s_{NN}} = 2.76$ TeV, *Phys. Rev. C* 93 (2) (2016) 024905, arXiv:1507.06842 [nucl-ex].
- [17] W. Broniowski, M. Chojnacki, W. Florkowski, A. Kisiel, Uniform description of soft observables in heavy-ion collisions at $\sqrt{s_{NN}} = 200$ GeV, *Phys. Rev. Lett.* 101 (2008) 022301, arXiv:0801.4361 [nucl-th].
- [18] ALICE Collaboration, S. Acharya, et al., Kaon femtoscopy in Pb–Pb collisions at $\sqrt{s_{NN}} = 2.76$ TeV, *Phys. Rev. C* 96 (6) (2017) 064613, arXiv:1709.01731 [nucl-ex].
- [19] V.M. Shapoval, P. Braun-Munzinger, I.A. Karpenko, Yu.M. Sinyukov, Femtoscopy correlations of kaons in Pb+Pb collisions at LHC within hydrokinetic model, *Nucl. Phys. A* 929 (2014) 1–8, arXiv:1404.4501 [hep-ph].
- [20] G. Torrieri, J. Rafelski, Strange hadron resonances as a signature of freezeout dynamics, *Phys. Lett. B* 509 (2001) 239–245, arXiv:hep-ph/0103149 [hep-ph].
- [21] M. Bleicher, H. Stoecker, Dynamics and freeze-out of hadron resonances at RHIC, *J. Phys. G, Nucl. Part. Phys.* 30 (1) (Dec 2003) S111–S118, <https://doi.org/10.1088/0954-3899/30/1/010>.
- [22] R. Bellwied, C. Markert, In-medium hadronization in the deconfined matter at RHIC and LHC, *Phys. Lett. B* 691 (2010) 208–213, arXiv:1005.5416 [nucl-th].
- [23] ALICE Collaboration, S. Acharya, et al., Production of the $\rho(770)^0$ meson in pp and Pb–Pb collisions at $\sqrt{s_{NN}} = 2.76$ TeV, *Phys. Rev. C* 99 (6) (2019) 064901, arXiv:1805.04365 [nucl-ex].
- [24] ALICE Collaboration, B.B. Abelev, et al., $K^*(892)^0$ and $\phi(1020)$ production in Pb–Pb collisions at $\sqrt{s_{NN}} = 2.76$ TeV, *Phys. Rev. C* 91 (2015) 024609, arXiv:1404.0495 [nucl-ex].
- [25] ALICE Collaboration, S. Acharya, et al., Suppression of $\Lambda(1520)$ resonance production in central Pb–Pb collisions at $\sqrt{s_{NN}} = 2.76$ TeV, *Phys. Rev. C* 99 (2019) 024905, arXiv:1805.04361 [nucl-ex].
- [26] P. Bozek, Flow and interferometry in 3+1 dimensional viscous hydrodynamics, *Phys. Rev. C* 85 (2012) 034901, arXiv:1110.6742 [nucl-th].
- [27] S. Borsanyi, G. Endrodi, Z. Fodor, A. Jakovac, S.D. Katz, S. Krieg, C. Ratti, K.K. Szabo, The QCD equation of state with dynamical quarks, *J. High Energy Phys.* 11 (2010) 077, arXiv:1007.2580 [hep-lat].
- [28] A. Kisiel, Pion-kaon femtoscopy in Pb–Pb collisions at $\sqrt{s_{NN}} = 2.76$ TeV modeled in (3+1) D hydrodynamics coupled to Therminator 2 and the effect of delayed kaon emission, *Phys. Rev. C* 98 (4) (2018) 044909, arXiv:1804.06781 [nucl-th].
- [29] A. Kisiel, D.A. Brown, Efficient and robust calculation of femtoscopic correlation functions in spherical harmonics directly from the raw pairs measured in heavy-ion collisions, *Phys. Rev. C* 80 (2009) 064911, arXiv:0901.3527 [nucl-th].
- [30] ALICE Collaboration, K. Aamodt, et al., The ALICE experiment at the CERN LHC, *J. Instrum.* 3 (2008) S08002.
- [31] ALICE Collaboration, B. Abelev, et al., Performance of the ALICE experiment at the CERN LHC, *Int. J. Mod. Phys. A* 29 (2014) 1430044, arXiv:1402.4476 [nucl-ex].
- [32] ALICE Collaboration, B. Abelev, et al., Centrality determination of Pb–Pb collisions at $\sqrt{s_{NN}} = 2.76$ TeV with ALICE, *Phys. Rev. C* 88 (4) (2013) 044909, arXiv:1301.4361 [nucl-ex].
- [33] G. Dellacasa, et al., ALICE Collaboration, ALICE: Technical design report of the time projection chamber.
- [34] ALICE Collaboration, K. Aamodt, et al., Production of pions, kaons and protons in pp collisions at $\sqrt{s} = 900$ GeV with ALICE at the LHC, *Eur. Phys. J. C* 71 (2011) 1655, arXiv:1101.4110 [hep-ex].
- [35] X.-N. Wang, M. Gyulassy, HIJING: a Monte Carlo model for multiple jet production in pp, p A and A A collisions, *Phys. Rev. D* 44 (1991) 3501–3516.
- [36] R. Brun, F. Bruyant, F. Carminati, S. Giani, M. Maire, a. McPherson, G. Patrick, L. Urban, GEANT Detector Description and Simulation Tool.
- [37] G.I. Kopylov, Like particle correlations as a tool to study the multiple production mechanism, *Phys. Lett. B* 50 (1974) 472–474.
- [38] D.A. Brown, A. Enokizono, M. Heffner, R. Soltz, P. Danielewicz, S. Pratt, Imaging three dimensional two-particle correlations for heavy-ion reaction studies, *Phys. Rev. C* 72 (2005) 054902, arXiv:nucl-th/0507015 [nucl-th].
- [39] S. Pratt, Pion interferometry of quark - gluon plasma, *Phys. Rev. D* 33 (1986) 1314–1327.
- [40] G.F. Bertsch, Pion interferometry as a probe of the plasma, *Nucl. Phys. A* 498 (1989) 173c–180c.
- [41] A. Kisiel, Non-identical particle correlation analysis in the presence of non-femtoscopic correlations, *Acta Phys. Pol. B* 48 (2017) 717.
- [42] A. Kisiel, CorrFit - a program to fit arbitrary two-particle correlation functions, *Nukleonika* 49 (suppl. 2) (2004) s81–s83.
- [43] A. Kisiel, T. Taluc, W. Broniowski, W. Florkowski, THERMINATOR: THERMal heavy-IoN generATOR, *Comput. Phys. Commun.* 174 (2006) 669–687, arXiv:nucl-th/0504047 [nucl-th].

ALICE Collaboration

S. Acharya¹⁴¹, D. Adamová⁹⁵, A. Adler⁷⁴, J. Adolfsson⁸¹, M.M. Aggarwal¹⁰⁰, S. Agha¹⁴, G. Aglieri Rinella³⁴, M. Agnello³⁰, N. Agrawal^{10,54}, Z. Ahammed¹⁴¹, S. Ahmad¹⁶, S.U. Ahn⁷⁶, Z. Akbar⁵¹, A. Akindinov⁹², M. Al-Turany¹⁰⁷, S.N. Alam⁴⁰, D.S.D. Albuquerque¹²², D. Aleksandrov⁸⁸, B. Alessandro⁵⁹, H.M. Alfanda⁶, R. Alfaro Molina⁷¹, B. Ali¹⁶, Y. Ali¹⁴, A. Alici^{10,26,54}, N. Alizadehvandchali¹²⁵, A. Alkin^{2,34}, J. Alme²¹, T. Alt⁶⁸, L. Altenkamper²¹, I. Altsybeev¹¹³, M.N. Anaam⁶, C. Andrei⁴⁸, D. Andreou³⁴, A. Andronic¹⁴⁴, M. Angeletti³⁴, V. Anguelov¹⁰⁴, T. Antičić¹⁰⁸, F. Antinori⁵⁷, P. Antonioli⁵⁴, N. Apadula⁸⁰, L. Aphecetche¹¹⁵, H. Appelshäuser⁶⁸, S. Arcelli²⁶,

R. Arnaldi⁵⁹, M. Arratia⁸⁰, I.C. Arsene²⁰, M. Arstrandok¹⁰⁴, A. Augustinus³⁴, R. Averbeck¹⁰⁷, S. Aziz⁷⁸, M.D. Azmi¹⁶, A. Badalà⁵⁶, Y.W. Baek⁴¹, S. Bagnasco⁵⁹, X. Bai¹⁰⁷, R. Bailhache⁶⁸, R. Bala¹⁰¹, A. Balbino³⁰, A. Baldissieri¹³⁷, M. Ball⁴³, S. Balouza¹⁰⁵, D. Banerjee³, R. Barbera²⁷, L. Barioglio²⁵, G.G. Barnaföldi¹⁴⁵, L.S. Barnby⁹⁴, V. Barret¹³⁴, P. Bartalini⁶, C. Bartels¹²⁷, K. Barth³⁴, E. Bartsch⁶⁸, F. Baruffaldi²⁸, N. Bastid¹³⁴, S. Basu¹⁴³, G. Batigne¹¹⁵, B. Batyunya⁷⁵, D. Bauri⁴⁹, J.L. Bazo Alba¹¹², I.G. Bearden⁸⁹, C. Beattie¹⁴⁶, C. Bedda⁶³, I. Belikov¹³⁶, A.D.C. Bell Hechavarria¹⁴⁴, F. Bellini³⁴, R. Bellwied¹²⁵, V. Belyaev⁹³, G. Bencedi¹⁴⁵, S. Beole²⁵, A. Bercuci⁴⁸, Y. Berdnikov⁹⁸, D. Berenyi¹⁴⁵, R.A. Bertens¹³⁰, D. Berzano⁵⁹, M.G. Besoiu⁶⁷, L. Betev³⁴, A. Bhasin¹⁰¹, I.R. Bhat¹⁰¹, M.A. Bhat³, H. Bhatt⁴⁹, B. Bhattacharjee⁴², A. Bianchi²⁵, L. Bianchi²⁵, N. Bianchi⁵², J. Bielčik³⁷, J. Bielčiková⁹⁵, A. Bilandzic¹⁰⁵, G. Biro¹⁴⁵, R. Biswas³, S. Biswas³, J.T. Blair¹¹⁹, D. Blau⁸⁸, C. Blume⁶⁸, G. Boca¹³⁹, F. Bock⁹⁶, A. Bogdanov⁹³, S. Boi²³, J. Bok⁶¹, L. Boldizsár¹⁴⁵, A. Bolozdynya⁹³, M. Bombara³⁸, G. Bonomi¹⁴⁰, H. Borel¹³⁷, A. Borissov⁹³, H. Bossi¹⁴⁶, E. Botta²⁵, L. Bratrud⁶⁸, P. Braun-Munzinger¹⁰⁷, M. Bregant¹²¹, M. Broz³⁷, E. Bruna⁵⁹, G.E. Bruno^{33,106}, M.D. Buckland¹²⁷, D. Budnikov¹⁰⁹, H. Buesching⁶⁸, S. Bufalino³⁰, O. Bugnon¹¹⁵, P. Buhler¹¹⁴, P. Buncic³⁴, Z. Buthelezi^{72,131}, J.B. Butt¹⁴, S.A. Bysiak¹¹⁸, D. Caffarri⁹⁰, A. Caliva¹⁰⁷, E. Calvo Villar¹¹², J.M.M. Camacho¹²⁰, R.S. Camacho⁴⁵, P. Camerini²⁴, F.D.M. Canedo¹²¹, A.A. Capon¹¹⁴, F. Carnesecchi²⁶, R. Caron¹³⁷, J. Castillo Castellanos¹³⁷, A.J. Castro¹³⁰, E.A.R. Casula⁵⁵, F. Catalano³⁰, C. Ceballos Sanchez⁷⁵, P. Chakraborty⁴⁹, S. Chandra¹⁴¹, W. Chang⁶, S. Chapeland³⁴, M. Chartier¹²⁷, S. Chattopadhyay¹⁴¹, S. Chattopadhyay¹¹⁰, A. Chauvin²³, C. Cheshkov¹³⁵, B. Cheynis¹³⁵, V. Chibante Barroso³⁴, D.D. Chinellato¹²², S. Cho⁶¹, P. Chochula³⁴, T. Chowdhury¹³⁴, P. Christakoglou⁹⁰, C.H. Christensen⁸⁹, P. Christiansen⁸¹, T. Chujo¹³³, C. Cicalo⁵⁵, L. Cifarelli^{10,26}, F. Cindolo⁵⁴, M.R. Ciupek¹⁰⁷, G. Clai^{54,ii}, J. Cleymans¹²⁴, F. Colamaria⁵³, J.S. Colburn¹¹¹, D. Colella⁵³, A. Collu⁸⁰, M. Colocci²⁶, M. Concas^{59,iii}, G. Conesa Balbastre⁷⁹, Z. Conesa del Valle⁷⁸, G. Contin^{24,60}, J.G. Contreras³⁷, T.M. Cormier⁹⁶, Y. Corrales Morales²⁵, P. Cortese³¹, M.R. Cosentino¹²³, F. Costa³⁴, S. Costanza¹³⁹, P. Crochet¹³⁴, E. Cuautle⁶⁹, P. Cui⁶, L. Cunqueiro⁹⁶, D. Dabrowski¹⁴², T. Dahms¹⁰⁵, A. Dainese⁵⁷, F.P.A. Damas^{115,137}, M.C. Danisch¹⁰⁴, A. Danu⁶⁷, D. Das¹¹⁰, I. Das¹¹⁰, P. Das⁸⁶, P. Das³, S. Das³, A. Dash⁸⁶, S. Dash⁴⁹, S. De⁸⁶, A. De Caro²⁹, G. de Cataldo⁵³, L. De Cilladi²⁵, J. de Cuveland³⁹, A. De Falco²³, D. De Gruttola¹⁰, N. De Marco⁵⁹, C. De Martin²⁴, S. De Pasquale²⁹, S. Deb⁵⁰, H.F. Degenhardt¹²¹, K.R. Deja¹⁴², A. Deloff⁸⁵, S. Delsanto^{25,131}, W. Deng⁶, P. Dhankher⁴⁹, D. Di Bari³³, A. Di Mauro³⁴, R.A. Diaz⁸, T. Dietel¹²⁴, P. Dillenseger⁶⁸, Y. Ding⁶, R. Divià³⁴, D.U. Dixit¹⁹, Ø. Djuvsland²¹, U. Dmitrieva⁶², A. Dobrin⁶⁷, B. Dönigus⁶⁸, O. Dordic²⁰, A.K. Dubey¹⁴¹, A. Dubla^{90,107}, S. Dudi¹⁰⁰, M. Dukhishyam⁸⁶, P. Dupieux¹³⁴, R.J. Ehlers⁹⁶, V.N. Eikeland²¹, D. Elia⁵³, B. Erazmus¹¹⁵, F. Erhardt⁹⁹, A. Erokhin¹¹³, M.R. Ersdal²¹, B. Espagnon⁷⁸, G. Eulisse³⁴, D. Evans¹¹¹, S. Evdokimov⁹¹, L. Fabbietti¹⁰⁵, M. Faggin²⁸, J. Faivre⁷⁹, F. Fan⁶, A. Fantoni⁵², M. Fasel⁹⁶, P. Fedchio³⁰, A. Feliciello⁵⁹, G. Feofilov¹¹³, A. Fernández Téllez⁴⁵, A. Ferrero¹³⁷, A. Ferretti²⁵, A. Festanti³⁴, V.J.G. Feuillard¹⁰⁴, J. Figiel¹¹⁸, S. Filchagin¹⁰⁹, D. Finogeev⁶², F.M. Fionda²¹, G. Fiorenza⁵³, F. Flor¹²⁵, A.N. Flores¹¹⁹, S. Foertsch⁷², P. Foka¹⁰⁷, S. Fokin⁸⁸, E. Fragiaco⁶⁰, U. Frankenfeld¹⁰⁷, U. Fuchs³⁴, C. Furget⁷⁹, A. Furs⁶², M. Fusco Girard²⁹, J.J. Gaardhøje⁸⁹, M. Gagliardi²⁵, A.M. Gago¹¹², A. Gal¹³⁶, C.D. Galvan¹²⁰, P. Ganoti⁸⁴, C. Garabatos¹⁰⁷, J.R.A. Garcia⁴⁵, E. Garcia-Solis¹¹, K. Garg¹¹⁵, C. Gargiulo³⁴, A. Garibli⁸⁷, K. Garner¹⁴⁴, P. Gasik^{105,107}, E.F. Gauger¹¹⁹, M.B. Gay Ducati⁷⁰, M. Germain¹¹⁵, J. Ghosh¹¹⁰, P. Ghosh¹⁴¹, S.K. Ghosh³, M. Giacalone²⁶, P. Gianotti⁵², P. Giubellino^{59,107}, P. Giubilato²⁸, A.M.C. Glaenger¹³⁷, P. Glässel¹⁰⁴, A. Gomez Ramirez⁷⁴, V. Gonzalez^{107,143}, L.H. González-Trueba⁷¹, S. Gorbunov³⁹, L. Görlich¹¹⁸, A. Goswami⁴⁹, S. Gotovac³⁵, V. Grabski⁷¹, L.K. Graczykowski¹⁴², K.L. Graham¹¹¹, L. Greiner⁸⁰, A. Grelli⁶³, C. Grigoras³⁴, V. Grigoriev⁹³, A. Grigoryan¹, S. Grigoryan⁷⁵, O.S. Groettvik²¹, F. Grosa^{30,59}, J.F. Grosse-Oetringhaus³⁴, R. Grosso¹⁰⁷, R. Guernane⁷⁹, M. Guittiere¹¹⁵, K. Gulbrandsen⁸⁹, T. Gunji¹³², A. Gupta¹⁰¹, R. Gupta¹⁰¹, I.B. Guzman⁴⁵, R. Haake¹⁴⁶, M.K. Habib¹⁰⁷, C. Hadjidakis⁷⁸, H. Hamagaki⁸², G. Hamar¹⁴⁵, M. Hamid⁶, R. Hannigan¹¹⁹, M.R. Haque⁸⁶, A. Harlanderova¹⁰⁷, J.W. Harris¹⁴⁶, A. Harton¹¹, J.A. Hasenbichler³⁴, H. Hassan⁹⁶, Q.U. Hassan¹⁴, D. Hatzifotiadou^{10,54}, P. Hauer⁴³, L.B. Havener¹⁴⁶, S. Hayashi¹³², S.T. Heckel¹⁰⁵, E. Hellbär⁶⁸, H. Helstrup³⁶, A. Herghelegiu⁴⁸, T. Herman³⁷, E.G. Hernandez⁴⁵, G. Herrera Corral⁹, F. Herrmann¹⁴⁴, K.F. Hetland³⁶, H. Hillemanns³⁴, C. Hills¹²⁷, B. Hippolyte¹³⁶, B. Hohlweger¹⁰⁵, J. Honermann¹⁴⁴, D. Horak³⁷, A. Hornung⁶⁸, S. Hornung¹⁰⁷, R. Hosokawa¹⁵, P. Hristov³⁴, C. Huang⁷⁸, C. Hughes¹³⁰, P. Huhn⁶⁸, T.J. Humanic⁹⁷, H. Hushnud¹¹⁰, L.A. Husova¹⁴⁴, N. Hussain⁴², S.A. Hussain¹⁴, D. Hutter³⁹, J.P. Iddon^{34,127}, R. Ilkaev¹⁰⁹, H. Ilyas¹⁴, M. Inaba¹³³, G.M. Innocenti³⁴, M. Ippolitov⁸⁸, A. Isakov⁹⁵,

M.S. Islam¹¹⁰, M. Ivanov¹⁰⁷, V. Ivanov⁹⁸, V. Izucheev⁹¹, B. Jacak⁸⁰, N. Jacazio^{34,54}, P.M. Jacobs⁸⁰, S. Jadlovská¹¹⁷, J. Jadlovsky¹¹⁷, S. Jaelani⁶³, C. Jahnke¹²¹, M.J. Jakubowska¹⁴², M.A. Janik¹⁴², T. Janson⁷⁴, M. Jercic⁹⁹, O. Jevons¹¹¹, M. Jin¹²⁵, F. Jonas^{96,144}, P.G. Jones¹¹¹, J. Jung⁶⁸, M. Jung⁶⁸, A. Jusko¹¹¹, P. Kalinak⁶⁴, A. Kalweit³⁴, V. Kaplin⁹³, S. Kar⁶, A. Karasu Uysal⁷⁷, D. Karatovic⁹⁹, O. Karavichev⁶², T. Karavicheva⁶², P. Karczmarczyk¹⁴², E. Karpechev⁶², A. Kazantsev⁸⁸, U. Keschull⁷⁴, R. Keidel⁴⁷, M. Keil³⁴, B. Ketzer⁴³, Z. Khabanova⁹⁰, A.M. Khan⁶, S. Khan¹⁶, A. Khanzadeev⁹⁸, Y. Kharlov⁹¹, A. Khatun¹⁶, A. Khuntia¹¹⁸, B. Kileng³⁶, B. Kim⁶¹, B. Kim¹³³, D. Kim¹⁴⁷, D.J. Kim¹²⁶, E.J. Kim⁷³, H. Kim¹⁷, J. Kim¹⁴⁷, J.S. Kim⁴¹, J. Kim¹⁰⁴, J. Kim¹⁴⁷, J. Kim⁷³, M. Kim¹⁰⁴, S. Kim¹⁸, T. Kim¹⁴⁷, T. Kim¹⁴⁷, S. Kirsch⁶⁸, I. Kisel³⁹, S. Kiselev⁹², A. Kisiel¹⁴², J.L. Klay⁵, C. Klein⁶⁸, J. Klein^{34,59}, S. Klein⁸⁰, C. Klein-Bösing¹⁴⁴, M. Kleiner⁶⁸, T. Klemenz¹⁰⁵, A. Kluge³⁴, M.L. Knichel³⁴, A.G. Knospe¹²⁵, C. Kobdaj¹¹⁶, M.K. Köhler¹⁰⁴, T. Kollegger¹⁰⁷, A. Kondratyev⁷⁵, N. Kondratyeva⁹³, E. Kondratyuk⁹¹, J. König⁶⁸, S.A. Königstorfer¹⁰⁵, P.J. Konopka³⁴, G. Kornakov¹⁴², L. Koska¹¹⁷, O. Kovalenko⁸⁵, V. Kovalenko¹¹³, M. Kowalski¹¹⁸, I. Králik⁶⁴, A. Kravčáková³⁸, L. Kreis¹⁰⁷, M. Krivda^{64,111}, F. Krizek⁹⁵, K. Krizkova Gajdosova³⁷, M. Krüger⁶⁸, E. Kryshen⁹⁸, M. Krzewicki³⁹, A.M. Kubera⁹⁷, V. Kučera^{34,61}, C. Kuhn¹³⁶, P.G. Kuijper⁹⁰, L. Kumar¹⁰⁰, S. Kundu⁸⁶, P. Kurashvili⁸⁵, A. Kurepin⁶², A.B. Kurepin⁶², A. Kuryakin¹⁰⁹, S. Kushpil⁹⁵, J. Kvapil¹¹¹, M.J. Kweon⁶¹, J.Y. Kwon⁶¹, Y. Kwon¹⁴⁷, S.L. La Pointe³⁹, P. La Rocca²⁷, Y.S. Lai⁸⁰, A. Lakrathok¹¹⁶, M. Lamanna³⁴, R. Langoy¹²⁹, K. Lapidus³⁴, A. Lardeux²⁰, P. Larionov⁵², E. Laudi³⁴, R. Lavicka³⁷, T. Lazareva¹¹³, R. Lea²⁴, L. Leardini¹⁰⁴, J. Lee¹³³, S. Lee¹⁴⁷, S. Lehner¹¹⁴, J. Lehrbach³⁹, R.C. Lemmon⁹⁴, I. León Monzón¹²⁰, E.D. Lesser¹⁹, M. Lettrich³⁴, P. Lévai¹⁴⁵, X. Li¹², X.L. Li⁶, J. Lien¹²⁹, R. Lietava¹¹¹, B. Lim¹⁷, V. Lindenstruth³⁹, A. Lindner⁴⁸, C. Lippmann¹⁰⁷, M.A. Lisa⁹⁷, A. Liu¹⁹, J. Liu¹²⁷, S. Liu⁹⁷, W.J. Llope¹⁴³, I.M. Lofnes²¹, V. Loginov⁹³, C. Loizides⁹⁶, P. Loncar³⁵, J.A. Lopez¹⁰⁴, X. Lopez¹³⁴, E. López Torres⁸, J.R. Luhder¹⁴⁴, M. Lunardon²⁸, G. Luparello⁶⁰, Y.G. Ma⁴⁰, A. Maevskaya⁶², M. Mager³⁴, S.M. Mahmood²⁰, T. Mahmoud⁴³, A. Maire¹³⁶, R.D. Majka^{146,i}, M. Malaev⁹⁸, Q.W. Malik²⁰, L. Malinina^{75,iv}, D. Mal'Kevich⁹², P. Malzacher¹⁰⁷, G. Mandaglio^{32,56}, V. Manko⁸⁸, F. Manso¹³⁴, V. Manzari⁵³, Y. Mao⁶, M. Marchisone¹³⁵, J. Mareš⁶⁶, G.V. Margagliotti²⁴, A. Margotti⁵⁴, A. Marín¹⁰⁷, C. Markert¹¹⁹, M. Marquard⁶⁸, N.A. Martin¹⁰⁴, P. Martinengo³⁴, J.L. Martinez¹²⁵, M.I. Martínez⁴⁵, G. Martínez García¹¹⁵, S. Masciocchi¹⁰⁷, M. Masera²⁵, A. Masoni⁵⁵, L. Massacrier⁷⁸, E. Masson¹¹⁵, A. Mastroserio^{53,138}, A.M. Mathis¹⁰⁵, O. Matonoha⁸¹, P.F.T. Matuoka¹²¹, A. Matyja¹¹⁸, C. Mayer¹¹⁸, F. Mazzaschi²⁵, M. Mazzilli⁵³, M.A. Mazzoni⁵⁸, A.F. Mechler⁶⁸, F. Meddi²², Y. Melikyan^{62,93}, A. Menchaca-Rocha⁷¹, C. Mengke⁶, E. Meninno^{29,114}, A.S. Menon¹²⁵, M. Meres¹³, S. Mhlanga¹²⁴, Y. Miake¹³³, L. Micheletti²⁵, L.C. Migliorin¹³⁵, D.L. Mihaylov¹⁰⁵, K. Mikhaylov^{75,92}, A.N. Mishra⁶⁹, D. Miśkowiec¹⁰⁷, A. Modak³, N. Mohammadi³⁴, A.P. Mohanty⁶³, B. Mohanty⁸⁶, M. Mohisin Khan^{16,v}, Z. Moravcova⁸⁹, C. Mordasini¹⁰⁵, D.A. Moreira De Godoy¹⁴⁴, L.A.P. Moreno⁴⁵, I. Morozov⁶², A. Morsch³⁴, T. Mrnjavac³⁴, V. Muccifora⁵², E. Mudnic³⁵, D. Mühlheim¹⁴⁴, S. Muhuri¹⁴¹, J.D. Mulligan⁸⁰, A. Mulliri^{23,55}, M.G. Munhoz¹²¹, R.H. Munzer⁶⁸, H. Murakami¹³², S. Murray¹²⁴, L. Musa³⁴, J. Musinsky⁶⁴, C.J. Myers¹²⁵, J.W. Myrcha¹⁴², B. Naik⁴⁹, R. Nair⁸⁵, B.K. Nandi⁴⁹, R. Nania^{10,54}, E. Nappi⁵³, M.U. Naru¹⁴, A.F. Nassirpour⁸¹, C. Nattrass¹³⁰, R. Nayak⁴⁹, T.K. Nayak⁸⁶, S. Nazarenko¹⁰⁹, A. Neagu²⁰, R.A. Negrao De Oliveira⁶⁸, L. Nellen⁶⁹, S.V. Nesbo³⁶, G. Neskovic³⁹, D. Nesterov¹¹³, L.T. Neumann¹⁴², B.S. Nielsen⁸⁹, S. Nikolaev⁸⁸, S. Nikulin⁸⁸, V. Nikulin⁹⁸, F. Noferini^{10,54}, P. Nomokonov⁷⁵, J. Norman^{79,127}, N. Novitzky¹³³, P. Nowakowski¹⁴², A. Nyanin⁸⁸, J. Nystrand²¹, M. Ogino⁸², A. Ohlson⁸¹, J. Oleniacz¹⁴², A.C. Oliveira Da Silva¹³⁰, M.H. Oliver¹⁴⁶, C. Oppedisano⁵⁹, A. Ortiz Velasquez⁶⁹, T. Osako⁴⁶, A. Oskarsson⁸¹, J. Otwinowski¹¹⁸, K. Oyama⁸², Y. Pachmayer¹⁰⁴, V. Pacik⁸⁹, S. Padhan⁴⁹, D. Pagano¹⁴⁰, G. Paic⁶⁹, J. Pan¹⁴³, S. Panebianco¹³⁷, A.K. Pandey¹³³, P. Pareek^{50,141}, J. Park⁶¹, J.E. Parkkila¹²⁶, S. Parmar¹⁰⁰, S.P. Pathak¹²⁵, B. Paul²³, J. Pazzini¹⁴⁰, H. Pei⁶, T. Peitzmann⁶³, X. Peng⁶, L.G. Pereira⁷⁰, H. Pereira Da Costa¹³⁷, D. Peresunko⁸⁸, G.M. Perez⁸, S. Perrin¹³⁷, Y. Pestov⁴, V. Petráček³⁷, M. Petrovici⁴⁸, R.P. Pezzi⁷⁰, S. Piano⁶⁰, M. Pikna¹³, P. Pillot¹¹⁵, O. Pinazza^{34,54}, L. Pinsky¹²⁵, C. Pinto²⁷, S. Pisano^{10,52}, D. Pistone⁵⁶, M. Płoskoń⁸⁰, M. Planinic⁹⁹, F. Pliquett⁶⁸, M.G. Poghosyan⁹⁶, B. Polichtchouk⁹¹, N. Poljak⁹⁹, A. Pop⁴⁸, S. Porteboeuf-Houssais¹³⁴, V. Pozdniakov⁷⁵, S.K. Prasad³, R. Preghenella⁵⁴, F. Prino⁵⁹, C.A. Pruneau¹⁴³, I. Pshenichnov⁶², M. Puccio³⁴, J. Putschke¹⁴³, S. Qiu⁹⁰, L. Quaglia²⁵, R.E. Quishpe¹²⁵, S. Ragoni¹¹¹, S. Raha³, S. Rajput¹⁰¹, J. Rak¹²⁶, A. Rakotozafindrabe¹³⁷, L. Ramello³¹, F. Rami¹³⁶, S.A.R. Ramirez⁴⁵, R. Raniwala¹⁰², S. Raniwala¹⁰², S.S. Räsänen⁴⁴, R. Rath⁵⁰, V. Ratza⁴³, I. Ravasenga⁹⁰, K.F. Read^{96,130}, A.R. Redelbach³⁹, K. Redlich^{85,vi}, A. Rehman²¹, P. Reichelt⁶⁸, F. Reidt³⁴, X. Ren⁶, R. Renfordt⁶⁸,

Z. Rescakova³⁸, K. Reygers¹⁰⁴, A. Riabov⁹⁸, V. Riabov⁹⁸, T. Richert^{81,89}, M. Richter²⁰, P. Riedler³⁴, W. Riegler³⁴, F. Riggi²⁷, C. Ristea⁶⁷, S.P. Rode⁵⁰, M. Rodríguez Cahuantzi⁴⁵, K. Røed²⁰, R. Rogalev⁹¹, E. Rogochaya⁷⁵, D. Rohr³⁴, D. Röhrich²¹, P.F. Rojas⁴⁵, P.S. Rokita¹⁴², F. Ronchetti⁵², A. Rosano⁵⁶, E.D. Rosas⁶⁹, K. Roslon¹⁴², A. Rossi⁵⁷, A. Rotondi¹³⁹, A. Roy⁵⁰, P. Roy¹¹⁰, O.V. Rueda⁸¹, R. Rui²⁴, B. Rumyantsev⁷⁵, A. Rustamov⁸⁷, E. Ryabinkin⁸⁸, Y. Ryabov⁹⁸, A. Rybicki¹¹⁸, H. Ryttonen¹²⁶, O.A.M. Saarimaki⁴⁴, R. Sadek¹¹⁵, S. Sadhu¹⁴¹, S. Sadovsky⁹¹, K. Šafařík³⁷, S.K. Saha¹⁴¹, B. Sahoo⁴⁹, P. Sahoo⁴⁹, R. Sahoo⁵⁰, S. Sahoo⁶⁵, P.K. Sahu⁶⁵, J. Saini¹⁴¹, S. Sakai¹³³, S. Sambyal¹⁰¹, V. Samsonov^{93,98}, D. Sarkar¹⁴³, N. Sarkar¹⁴¹, P. Sarma⁴², V.M. Sarti¹⁰⁵, M.H.P. Sas⁶³, E. Scapparone⁵⁴, J. Schambach¹¹⁹, H.S. Scheid⁶⁸, C. Schiaua⁴⁸, R. Schicker¹⁰⁴, A. Schmah¹⁰⁴, C. Schmidt¹⁰⁷, H.R. Schmidt¹⁰³, M.O. Schmidt¹⁰⁴, M. Schmidt¹⁰³, N.V. Schmidt^{68,96}, A.R. Schmier¹³⁰, J. Schukraft⁸⁹, Y. Schutz¹³⁶, K. Schwarz¹⁰⁷, K. Schweda¹⁰⁷, G. Scioli²⁶, E. Scomparin⁵⁹, J.E. Seger¹⁵, Y. Sekiguchi¹³², D. Sekihata¹³², I. Selyuzhenkov^{93,107}, S. Senyukov¹³⁶, D. Serebryakov⁶², A. Sevcenco⁶⁷, A. Shabanov⁶², A. Shabetai¹¹⁵, R. Shahoyan³⁴, W. Shaikh¹¹⁰, A. Shangaraev⁹¹, A. Sharma¹⁰⁰, A. Sharma¹⁰¹, H. Sharma¹¹⁸, M. Sharma¹⁰¹, N. Sharma¹⁰⁰, S. Sharma¹⁰¹, O. Sheibani¹²⁵, K. Shigaki⁴⁶, M. Shimomura⁸³, S. Shirinkin⁹², Q. Shou⁴⁰, Y. Sibiriak⁸⁸, S. Siddhanta⁵⁵, T. Siemiarzczuk⁸⁵, D. Silvermyr⁸¹, G. Simatovic⁹⁰, G. Simonetti³⁴, B. Singh¹⁰⁵, R. Singh⁸⁶, R. Singh¹⁰¹, R. Singh⁵⁰, V.K. Singh¹⁴¹, V. Singhal¹⁴¹, T. Sinha¹¹⁰, B. Sitar¹³, M. Sitta³¹, T.B. Skaali²⁰, M. Slupecki⁴⁴, N. Smirnov¹⁴⁶, R.J.M. Snellings⁶³, C. Soncco¹¹², J. Song¹²⁵, A. Songmoolnak¹¹⁶, F. Soramel²⁸, S. Sorensen¹³⁰, I. Sputowska¹¹⁸, J. Stachel¹⁰⁴, I. Stan⁶⁷, P.J. Steffanic¹³⁰, E. Stenlund⁸¹, S.F. Stiefelmaier¹⁰⁴, D. Stocco¹¹⁵, M.M. Storetvedt³⁶, L.D. Stritto²⁹, A.A.P. Suaide¹²¹, T. Sugitate⁴⁶, C. Suire⁷⁸, M. Suleymanov¹⁴, M. Suljic³⁴, R. Sultanov⁹², M. Šumbera⁹⁵, V. Sumberia¹⁰¹, S. Sumowidagdo⁵¹, S. Swain⁶⁵, A. Szabo¹³, I. Szarka¹³, U. Tabassam¹⁴, S.F. Taghavi¹⁰⁵, G. Taillepied¹³⁴, J. Takahashi¹²², G.J. Tambave²¹, S. Tang^{6,134}, M. Tarhini¹¹⁵, M.G. Tazila⁴⁸, A. Tauro³⁴, G. Tejada Muñoz⁴⁵, A. Telesca³⁴, L. Terlizzi²⁵, C. Terrevoli¹²⁵, D. Thakur⁵⁰, S. Thakur¹⁴¹, D. Thomas¹¹⁹, F. Thoresen⁸⁹, R. Tieulent¹³⁵, A. Tikhonov⁶², A.R. Timmins¹²⁵, A. Toia⁶⁸, N. Topilskaya⁶², M. Toppi⁵², F. Torales-Acosta¹⁹, S.R. Torres³⁷, A. Trifiró^{32,56}, S. Tripathy^{50,69}, T. Tripathy⁴⁹, S. Trogolo²⁸, G. Trombetta³³, L. Tropp³⁸, V. Trubnikov², W.H. Trzaska¹²⁶, T.P. Trzcinski¹⁴², B.A. Trzeciak^{37,63}, A. Tumkin¹⁰⁹, R. Turrisi⁵⁷, T.S. Tveter²⁰, K. Ullaland²¹, E.N. Umaka¹²⁵, A. Uras¹³⁵, G.L. Usai²³, M. Vala³⁸, N. Valle¹³⁹, S. Vallero⁵⁹, N. van der Kolk⁶³, L.V.R. van Doremalen⁶³, M. van Leeuwen⁶³, P. Vande Vyvre³⁴, D. Varga¹⁴⁵, Z. Varga¹⁴⁵, M. Varga-Kofarago¹⁴⁵, A. Vargas⁴⁵, M. Vasileiou⁸⁴, A. Vasiliev⁸⁸, O. Vázquez Doce¹⁰⁵, V. Vechernin¹¹³, E. Vercellin²⁵, S. Vergara Limón⁴⁵, L. Vermunt⁶³, R. Vernet⁷, R. Vértesi¹⁴⁵, M. Verweij⁶³, L. Vickovic³⁵, Z. Vilakazi¹³¹, O. Villalobos Baillie¹¹¹, G. Vino⁵³, A. Vinogradov⁸⁸, T. Virgili²⁹, V. Vislavicius⁸⁹, A. Vodopyanov⁷⁵, B. Volkel³⁴, M.A. Völkl¹⁰³, K. Voloshin⁹², S.A. Voloshin¹⁴³, G. Volpe³³, B. von Haller³⁴, I. Vorobyev¹⁰⁵, D. Voscek¹¹⁷, J. Vrláková³⁸, B. Wagner²¹, M. Weber¹¹⁴, S.G. Weber¹⁴⁴, A. Wegrzynek³⁴, S.C. Wenzel³⁴, J.P. Wessels¹⁴⁴, J. Wiechula⁶⁸, J. Wikne²⁰, G. Wilk⁸⁵, J. Wilkinson¹⁰, G.A. Willems¹⁴⁴, E. Willsher¹¹¹, B. Windelband¹⁰⁴, M. Winn¹³⁷, W.E. Witt¹³⁰, J.R. Wright¹¹⁹, Y. Wu¹²⁸, R. Xu⁶, S. Yalcin⁷⁷, Y. Yamaguchi⁴⁶, K. Yamakawa⁴⁶, S. Yang²¹, S. Yano¹³⁷, Z. Yin⁶, H. Yokoyama⁶³, I.-K. Yoo¹⁷, J.H. Yoon⁶¹, S. Yuan²¹, A. Yuncu¹⁰⁴, V. Yurchenko², V. Zaccolo²⁴, A. Zaman¹⁴, C. Zampolli³⁴, H.J.C. Zanoli⁶³, N. Zardoshti³⁴, A. Zarochentsev¹¹³, P. Závada⁶⁶, N. Zaviyalov¹⁰⁹, H. Zbroszczyk¹⁴², M. Zhalov⁹⁸, S. Zhang⁴⁰, X. Zhang⁶, Z. Zhang⁶, V. Zhrebchevskii¹¹³, Y. Zhi¹², D. Zhou⁶, Y. Zhou⁸⁹, Z. Zhou²¹, J. Zhu^{6,107}, Y. Zhu⁶, A. Zichichi^{10,26}, G. Zinovjev², N. Zurlo¹⁴⁰

¹ A.I. Alikhanyan National Science Laboratory (Yerevan Physics Institute) Foundation, Yerevan, Armenia

² Bogolyubov Institute for Theoretical Physics, National Academy of Sciences of Ukraine, Kiev, Ukraine

³ Bose Institute, Department of Physics and Centre for Astroparticle Physics and Space Science (CAPSS), Kolkata, India

⁴ Budker Institute for Nuclear Physics, Novosibirsk, Russia

⁵ California Polytechnic State University, San Luis Obispo, CA, United States

⁶ Central China Normal University, Wuhan, China

⁷ Centre de Calcul de l'IN2P3, Villeurbanne, Lyon, France

⁸ Centro de Aplicaciones Tecnológicas y Desarrollo Nuclear (CEADEN), Havana, Cuba

⁹ Centro de Investigación y de Estudios Avanzados (CINVESTAV), Mexico City and Mérida, Mexico

¹⁰ Centro Fermi – Museo Storico della Fisica e Centro Studi e Ricerche 'Enrico Fermi', Rome, Italy

¹¹ Chicago State University, Chicago, IL, United States

¹² China Institute of Atomic Energy, Beijing, China

¹³ Comenius University Bratislava, Faculty of Mathematics, Physics and Informatics, Bratislava, Slovakia

¹⁴ COMSATS University Islamabad, Islamabad, Pakistan

¹⁵ Creighton University, Omaha, NE, United States

¹⁶ Department of Physics, Aligarh Muslim University, Aligarh, India

¹⁷ Department of Physics, Pusan National University, Pusan, Republic of Korea

- 18 Department of Physics, Sejong University, Seoul, Republic of Korea
 19 Department of Physics, University of California, Berkeley, CA, United States
 20 Department of Physics, University of Oslo, Oslo, Norway
 21 Department of Physics and Technology, University of Bergen, Bergen, Norway
 22 Dipartimento di Fisica dell'Università 'La Sapienza' and Sezione INFN, Rome, Italy
 23 Dipartimento di Fisica dell'Università and Sezione INFN, Cagliari, Italy
 24 Dipartimento di Fisica dell'Università and Sezione INFN, Trieste, Italy
 25 Dipartimento di Fisica dell'Università and Sezione INFN, Turin, Italy
 26 Dipartimento di Fisica e Astronomia dell'Università and Sezione INFN, Bologna, Italy
 27 Dipartimento di Fisica e Astronomia dell'Università and Sezione INFN, Catania, Italy
 28 Dipartimento di Fisica e Astronomia dell'Università and Sezione INFN, Padova, Italy
 29 Dipartimento di Fisica 'E.R. Caianiello' dell'Università and Gruppo Collegato INFN, Salerno, Italy
 30 Dipartimento DISAT del Politecnico and Sezione INFN, Turin, Italy
 31 Dipartimento di Scienze e Innovazione Tecnologica dell'Università del Piemonte Orientale and INFN Sezione di Torino, Alessandria, Italy
 32 Dipartimento di Scienze MIFT, Università di Messina, Messina, Italy
 33 Dipartimento Interateneo di Fisica 'M. Merlin' and Sezione INFN, Bari, Italy
 34 European Organization for Nuclear Research (CERN), Geneva, Switzerland
 35 Faculty of Electrical Engineering, Mechanical Engineering and Naval Architecture, University of Split, Split, Croatia
 36 Faculty of Engineering and Science, Western Norway University of Applied Sciences, Bergen, Norway
 37 Faculty of Nuclear Sciences and Physical Engineering, Czech Technical University in Prague, Prague, Czech Republic
 38 Faculty of Science, P.J. Šafárik University, Košice, Slovakia
 39 Frankfurt Institute for Advanced Studies, Johann Wolfgang Goethe-Universität Frankfurt, Frankfurt, Germany
 40 Fudan University, Shanghai, China
 41 Gangneung-Wonju National University, Gangneung, Republic of Korea
 42 Gauhati University, Department of Physics, Guwahati, India
 43 Helmholtz-Institut für Strahlen- und Kernphysik, Rheinische Friedrich-Wilhelms-Universität Bonn, Bonn, Germany
 44 Helsinki Institute of Physics (HIP), Helsinki, Finland
 45 High Energy Physics Group, Universidad Autónoma de Puebla, Puebla, Mexico
 46 Hiroshima University, Hiroshima, Japan
 47 Hochschule Worms, Zentrum für Technologietransfer und Telekommunikation (ZTT), Worms, Germany
 48 Horia Hulubei National Institute of Physics and Nuclear Engineering, Bucharest, Romania
 49 Indian Institute of Technology Bombay (IIT), Mumbai, India
 50 Indian Institute of Technology Indore, Indore, India
 51 Indonesian Institute of Sciences, Jakarta, Indonesia
 52 INFN, Laboratori Nazionali di Frascati, Frascati, Italy
 53 INFN, Sezione di Bari, Bari, Italy
 54 INFN, Sezione di Bologna, Bologna, Italy
 55 INFN, Sezione di Cagliari, Cagliari, Italy
 56 INFN, Sezione di Catania, Catania, Italy
 57 INFN, Sezione di Padova, Padova, Italy
 58 INFN, Sezione di Roma, Rome, Italy
 59 INFN, Sezione di Torino, Turin, Italy
 60 INFN, Sezione di Trieste, Trieste, Italy
 61 Inha University, Incheon, Republic of Korea
 62 Institute for Nuclear Research, Academy of Sciences, Moscow, Russia
 63 Institute for Subatomic Physics, Utrecht University/Nikhef, Utrecht, Netherlands
 64 Institute of Experimental Physics, Slovak Academy of Sciences, Košice, Slovakia
 65 Institute of Physics, Homi Bhabha National Institute, Bhubaneswar, India
 66 Institute of Physics of the Czech Academy of Sciences, Prague, Czech Republic
 67 Institute of Space Science (ISS), Bucharest, Romania
 68 Institut für Kernphysik, Johann Wolfgang Goethe-Universität Frankfurt, Frankfurt, Germany
 69 Instituto de Ciencias Nucleares, Universidad Nacional Autónoma de México, Mexico City, Mexico
 70 Instituto de Física, Universidade Federal do Rio Grande do Sul (UFRGS), Porto Alegre, Brazil
 71 Instituto de Física, Universidad Nacional Autónoma de México, Mexico City, Mexico
 72 iThemba LABS, National Research Foundation, Somerset West, South Africa
 73 Jeonbuk National University, Jeonju, Republic of Korea
 74 Johann-Wolfgang-Goethe Universität Frankfurt Institut für Informatik, Fachbereich Informatik und Mathematik, Frankfurt, Germany
 75 Joint Institute for Nuclear Research (JINR), Dubna, Russia
 76 Korea Institute of Science and Technology Information, Daejeon, Republic of Korea
 77 KTO Karatay University, Konya, Turkey
 78 Laboratoire de Physique des 2 Infinis, Irène Joliot-Curie, Orsay, France
 79 Laboratoire de Physique Subatomique et de Cosmologie, Université Grenoble-Alpes, CNRS-IN2P3, Grenoble, France
 80 Lawrence Berkeley National Laboratory, Berkeley, CA, United States
 81 Lund University Department of Physics, Division of Particle Physics, Lund, Sweden
 82 Nagasaki Institute of Applied Science, Nagasaki, Japan
 83 Nara Women's University (NWU), Nara, Japan
 84 National and Kapodistrian University of Athens, School of Science, Department of Physics, Athens, Greece
 85 National Centre for Nuclear Research, Warsaw, Poland
 86 National Institute of Science Education and Research, Homi Bhabha National Institute, Jatni, India
 87 National Nuclear Research Center, Baku, Azerbaijan
 88 National Research Centre Kurchatov Institute, Moscow, Russia
 89 Niels Bohr Institute, University of Copenhagen, Copenhagen, Denmark
 90 Nikhef, National institute for subatomic physics, Amsterdam, Netherlands
 91 NRC Kurchatov Institute IHEP, Protvino, Russia
 92 NRC «Kurchatov» Institute – ITEP, Moscow, Russia
 93 NRNU Moscow Engineering Physics Institute, Moscow, Russia
 94 Nuclear Physics Group, STFC Daresbury Laboratory, Daresbury, United Kingdom
 95 Nuclear Physics Institute of the Czech Academy of Sciences, Řež u Prahy, Czech Republic
 96 Oak Ridge National Laboratory, Oak Ridge, TN, United States
 97 Ohio State University, Columbus, OH, United States

- ⁹⁸ Petersburg Nuclear Physics Institute, Gatchina, Russia
⁹⁹ Physics department, Faculty of science, University of Zagreb, Zagreb, Croatia
¹⁰⁰ Physics Department, Panjab University, Chandigarh, India
¹⁰¹ Physics Department, University of Jammu, Jammu, India
¹⁰² Physics Department, University of Rajasthan, Jaipur, India
¹⁰³ Physikalisches Institut, Eberhard-Karls-Universität Tübingen, Tübingen, Germany
¹⁰⁴ Physikalisches Institut, Ruprecht-Karls-Universität Heidelberg, Heidelberg, Germany
¹⁰⁵ Physik Department, Technische Universität München, Munich, Germany
¹⁰⁶ Politecnico di Bari, Bari, Italy
¹⁰⁷ Research Division and ExtreMe Matter Institute EMMI, GSI Helmholtzzentrum für Schwerionenforschung GmbH, Darmstadt, Germany
¹⁰⁸ Rudjer Bošković Institute, Zagreb, Croatia
¹⁰⁹ Russian Federal Nuclear Center (VNIIEF), Sarov, Russia
¹¹⁰ Saha Institute of Nuclear Physics, Homi Bhabha National Institute, Kolkata, India
¹¹¹ School of Physics and Astronomy, University of Birmingham, Birmingham, United Kingdom
¹¹² Sección Física, Departamento de Ciencias, Pontificia Universidad Católica del Perú, Lima, Peru
¹¹³ St. Petersburg State University, St. Petersburg, Russia
¹¹⁴ Stefan Meyer Institut für Subatomare Physik (SMI), Vienna, Austria
¹¹⁵ SUBATECH, IMT Atlantique, Université de Nantes, CNRS-IN2P3, Nantes, France
¹¹⁶ Suranaree University of Technology, Nakhon Ratchasima, Thailand
¹¹⁷ Technical University of Košice, Košice, Slovakia
¹¹⁸ The Henryk Niewodniczanski Institute of Nuclear Physics, Polish Academy of Sciences, Cracow, Poland
¹¹⁹ The University of Texas at Austin, Austin, TX, United States
¹²⁰ Universidad Autónoma de Sinaloa, Culiacán, Mexico
¹²¹ Universidade de São Paulo (USP), São Paulo, Brazil
¹²² Universidade Estadual de Campinas (UNICAMP), Campinas, Brazil
¹²³ Universidade Federal do ABC, Santo Andre, Brazil
¹²⁴ University of Cape Town, Cape Town, South Africa
¹²⁵ University of Houston, Houston, TX, United States
¹²⁶ University of Jyväskylä, Jyväskylä, Finland
¹²⁷ University of Liverpool, Liverpool, United Kingdom
¹²⁸ University of Science and Technology of China, Hefei, China
¹²⁹ University of South-Eastern Norway, Tonsberg, Norway
¹³⁰ University of Tennessee, Knoxville, TN, United States
¹³¹ University of the Witwatersrand, Johannesburg, South Africa
¹³² University of Tokyo, Tokyo, Japan
¹³³ University of Tsukuba, Tsukuba, Japan
¹³⁴ Université Clermont Auvergne, CNRS/IN2P3, LPC, Clermont-Ferrand, France
¹³⁵ Université de Lyon, Université Lyon 1, CNRS/IN2P3, IPN-Lyon, Villeurbanne, Lyon, France
¹³⁶ Université de Strasbourg, CNRS, IPHC UMR 7178, F-67000 Strasbourg, France
¹³⁷ Université Paris-Saclay Centre d'Etudes de Saclay (CEA), IRFU, Département de Physique Nucléaire (DPhN), Saclay, France
¹³⁸ Università degli Studi di Foggia, Foggia, Italy
¹³⁹ Università degli Studi di Pavia, Pavia, Italy
¹⁴⁰ Università di Brescia, Brescia, Italy
¹⁴¹ Variable Energy Cyclotron Centre, Homi Bhabha National Institute, Kolkata, India
¹⁴² Warsaw University of Technology, Warsaw, Poland
¹⁴³ Wayne State University, Detroit, MI, United States
¹⁴⁴ Westfälische Wilhelms-Universität Münster, Institut für Kernphysik, Münster, Germany
¹⁴⁵ Wigner Research Centre for Physics, Budapest, Hungary
¹⁴⁶ Yale University, New Haven, CT, United States
¹⁴⁷ Yonsei University, Seoul, Republic of Korea

ⁱ Deceased.

ⁱⁱ Italian National Agency for New Technologies, Energy and Sustainable Economic Development (ENEA), Bologna, Italy.

ⁱⁱⁱ Dipartimento DET del Politecnico di Torino, Turin, Italy.

^{iv} M.V. Lomonosov Moscow State University, D.V. Skobeltsyn Institute of Nuclear, Physics, Moscow, Russia.

^v Department of Applied Physics, Aligarh Muslim University, Aligarh, India.

^{vi} Institute of Theoretical Physics, University of Wrocław, Poland.