



Constraining the initial conditions and temperature dependent viscosity with three-particle correlations in Au+Au collisions



STAR Collaboration

L. Adamczyk^a, J.K. Adkins^s, G. Agakishiev^q, M.M. Aggarwal^{ae}, Z. Ahammed^{ax}, N.N. Ajitanand^{an}, I. Alekseev^{o,z}, D.M. Anderson^{ap}, R. Aoyama^{at}, A. Aparin^q, D. Arkhipkin^c, E.C. Aschenauer^c, M.U. Ashraf^{as}, A. Attri^{ae}, G.S. Averichev^q, X. Bai^g, V. Bairathi^{aa}, A. Behera^{an}, R. Bellwied^{ar}, A. Bhasin^p, A.K. Bhati^{ae}, P. Bhattarai^{aq}, J. Bielcik^j, J. Bielcikova^k, L.C. Bland^c, I.G. Bordyuzhin^o, J. Bouchet^r, J.D. Brandenburg^{aj}, A.V. Brandin^z, D. Brown^w, I. Bunzarov^q, J. Butterworth^{aj}, H. Caines^{bb}, M. Calderón de la Barca Sánchez^e, J.M. Campbell^{ac}, D. Cebra^e, I. Chakaberia^c, P. Chaloupka^j, Z. Chang^{ap}, N. Chankova-Bunzarova^q, A. Chatterjee^{ax}, S. Chattopadhyay^{ax}, X. Chen^{ak}, J.H. Chen^{am}, X. Chen^u, J. Cheng^{as}, M. Cherneyⁱ, W. Christie^c, G. Contin^v, H.J. Crawford^d, S. Das^g, L.C. De Silvaⁱ, R.R. Debbé^c, T.G. Dedovich^q, J. Deng^{al}, A.A. Derevschikov^{ag}, L. Didenko^c, C. Dilks^{af}, X. Dong^v, J.L. Drachenberg^t, J.E. Draper^e, L.E. Dunkelberger^f, J.C. Dunlop^c, L.G. Efimov^q, N. Eelsey^{az}, J. Engelage^d, G. Eppley^{aj}, R. Esha^f, S. Esumi^{at}, O. Evdokimov^h, J. Ewigleben^w, O. Eyser^c, R. Fatemi^s, S. Fazio^c, P. Federic^k, P. Federicova^j, J. Fedorisin^q, Z. Feng^g, P. Filip^q, E. Finch^{au}, Y. Fisyak^c, C.E. Flores^e, L. Fulek^a, C.A. Gagliardi^{ap}, D. Garand^{ah}, F. Geurts^{aj}, A. Gibson^{aw}, M. Girard^{ay}, D. Grosnick^{aw}, D.S. Gunarathne^{ao}, Y. Guo^r, A. Gupta^p, S. Gupta^p, W. Guryn^c, A.I. Hamad^r, A. Hamed^{ap}, A. Harlenderova^j, J.W. Harris^{bb}, L. He^{ah}, S. Heppelmann^{af}, S. Heppelmann^e, A. Hirsch^{ah}, G.W. Hoffmann^{aq}, S. Horvat^{bb}, T. Huang^{ab}, B. Huang^h, X. Huang^{as}, H.Z. Huang^f, T.J. Humanic^{ac}, P. Huo^{an}, G. Igo^f, W.W. Jacobsⁿ, A. Jentsch^{aq}, J. Jia^{c,an}, K. Jiang^{ak}, S. Jowzaee^{az}, E.G. Judd^d, S. Kabana^r, D. Kalinkinⁿ, K. Kang^{as}, K. Kauder^{az}, H.W. Ke^c, D. Keane^r, A. Kechechyan^q, Z. Khan^h, D.P. Kikola^{ay}, I. Kisel^l, A. Kisel^{ay}, L. Kochenda^z, M. Kocmanek^k, T. Kollegger^l, L.K. Kosarzewski^{ay}, A.F. Kraishan^{ao}, P. Kravtsov^z, K. Krueger^b, N. Kulathunga^{ar}, L. Kumar^{ae}, J. Kvapil^j, J.H. Kwasizurⁿ, R. Lacey^{an}, J.M. Landgraf^c, K.D. Landry^f, J. Lauret^c, A. Lebedev^c, R. Lednicky^q, J.H. Lee^c, X. Li^{ak}, C. Li^{ak}, W. Li^{am}, Y. Li^{as}, J. Lidrych^j, T. Linⁿ, M.A. Lisa^{ac}, H. Liuⁿ, P. Liu^{an}, Y. Liu^{ap}, F. Liu^g, T. Ljubicic^c, W.J. Llope^{az}, M. Lomnitz^v, R.S. Longacre^c, S. Luo^h, X. Luo^g, G.L. Ma^{am}, L. Ma^{am}, Y.G. Ma^{am}, R. Ma^c, N. Magdy^{an}, R. Majka^{bb}, D. Mallick^{aa}, S. Margetis^r, C. Markert^{aq}, H.S. Matis^v, K. Meehan^e, J.C. Mei^{al}, Z.W. Miller^h, N.G. Minaev^{ag}, S. Mioduszewski^{ap}, D. Mishra^{aa}, S. Mizuno^v, B. Mohanty^{aa}, M.M. Mondal^m, D.A. Morozov^{ag}, M.K. Mustafa^v, Md. Nasim^f, T.K. Nayak^{ax}, J.M. Nelson^d, M. Nie^{am}, G. Nigmatkulov^z, T. Niida^{az}, L.V. Nogach^{ag}, T. Nonaka^{at}, S.B. Nurushev^{ag}, G. Odyniec^v, A. Ogawa^c, K. Oh^{ai}, V.A. Okorokov^z, D. Olvitt Jr.^{ao}, B.S. Page^c, R. Pak^c, Y. Pandit^h, Y. Panebratsev^q, B. Pawlik^{ad}, H. Pei^g, C. Perkins^d, P. Pile^c, J. Pluta^{ay}, K. Poniatowska^{ay}, J. Porter^v, M. Posik^{ao}, A.M. Poskanzer^v, N.K. Pruthi^{ae}, M. Przybycien^a, J. Putschke^{az}, H. Qiu^{ah}, A. Quintero^{ao}, S. Ramachandran^s, R.L. Ray^{aq}, R. Reed^w, M.J. Rehbeinⁱ, H.G. Ritter^v, J.B. Roberts^{aj}, O.V. Rogachevskiy^q, J.L. Romero^e, J.D. Rothⁱ

L. Ruan^c, J. Rusnak^k, O. Rusnakova^j, N.R. Sahoo^{ap}, P.K. Sahu^m, S. Salur^v, J. Sandweiss^{bb}, M. Saur^k, J. Schambach^{aq}, A.M. Schmah^v, W.B. Schmidke^c, N. Schmitz^x, B.R. Schweid^{an}, J. Segerⁱ, M. Sergeeva^f, P. Seyboth^x, N. Shah^{am}, E. Shahaliev^q, P.V. Shanmuganathan^w, M. Shao^{ak}, A. Sharma^p, M.K. Sharma^p, W.Q. Shen^{am}, Z. Shi^v, S.S. Shi^g, Q.Y. Shou^{am}, E.P. Sichtermann^v, R. Sikora^a, M. Simko^k, S. Singha^r, M.J. Skobyⁿ, N. Smirnov^{bb}, D. Smirnov^c, W. Solystⁿ, L. Song^{af}, P. Sorensen^c, H.M. Spinka^b, B. Srivastava^{ah}, T.D.S. Stanislaus^{aw}, M. Strikhanov^z, B. Stringfellow^{ah}, T. Sugiura^{at}, M. Sumbera^k, B. Summa^{af}, Y. Sun^{ak}, X.M. Sun^g, X. Sun^g, B. Surrow^{ao}, D.N. Svirida^o, A.H. Tang^c, Z. Tang^{ak}, A. Taranenko^z, T. Tarnowsky^y, A. Tawfik^{ba}, J. Thäder^v, J.H. Thomas^v, A.R. Timmins^{ar}, D. Tlusty^{aj}, T. Todoroki^c, M. Tokarev^q, S. Trentalange^f, R.E. Tribble^{ap}, P. Tribedy^c, S.K. Tripathy^m, B.A. Trzeciak^j, O.D. Tsai^f, T. Ullrich^c, D.G. Underwood^b, I. Upsal^{ac}, G. Van Buren^c, G. van Nieuwenhuizen^c, A.N. Vasiliev^{ag}, F. Videbæk^c, S. Vokal^q, S.A. Voloshin^{az}, A. Vossenⁿ, G. Wang^f, Y. Wang^g, F. Wang^{ah}, Y. Wang^{as}, J.C. Webb^c, G. Webb^c, L. Wen^f, G.D. Westfall^y, H. Wieman^v, S.W. Wissinkⁿ, R. Witt^{av}, Y. Wu^r, Z.G. Xiao^{as}, W. Xie^{ah}, G. Xie^{ak}, J. Xu^g, N. Xu^v, Q.H. Xu^{al}, Y.F. Xu^{am}, Z. Xu^c, Y. Yang^{ab}, Q. Yang^{ak}, C. Yang^{al}, S. Yang^c, Z. Ye^h, Z. Ye^h, L. Yi^{bb}, K. Yip^c, I.-K. Yoo^{ai}, N. Yu^g, H. Zbroszczyk^{ay}, W. Zha^{ak}, Z. Zhang^{am}, X.P. Zhang^{as}, J.B. Zhang^g, S. Zhang^{ak}, J. Zhang^u, Y. Zhang^{ak}, J. Zhang^v, S. Zhang^{am}, J. Zhao^{ah}, C. Zhong^{am}, L. Zhou^{ak}, C. Zhou^{am}, X. Zhu^{as}, Z. Zhu^{al}, M. Zyzak^l

^a AGH University of Science and Technology, FPACS, Cracow 30-059, Poland

^b Argonne National Laboratory, Argonne, IL 60439

^c Brookhaven National Laboratory, Upton, NY 11973

^d University of California, Berkeley, CA 94720

^e University of California, Davis, CA 95616

^f University of California, Los Angeles, CA 90095

^g Central China Normal University, Wuhan, Hubei 430079

^h University of Illinois at Chicago, Chicago, IL 60607

ⁱ Creighton University, Omaha, NE 68178

^j Czech Technical University in Prague, FNSPE, Prague, 115 19, Czech Republic

^k Nuclear Physics Institute AS CR, 250 68 Prague, Czech Republic

^l Frankfurt Institute for Advanced Studies FIAS, Frankfurt 60438, Germany

^m Institute of Physics, Bhubaneswar 751005, India

ⁿ Indiana University, Bloomington, IN 47408

^o Alkhanov Institute for Theoretical and Experimental Physics, Moscow 117218, Russia

^p University of Jammu, Jammu 180001, India

^q Joint Institute for Nuclear Research, Dubna, 141 980, Russia

^r Kent State University, Kent, OH 44242

^s University of Kentucky, Lexington, KY, 40506-0055

^t Lamar University, Physics Department, Beaumont, TX 77710

^u Institute of Modern Physics, Chinese Academy of Sciences, Lanzhou, Gansu 730000

^v Lawrence Berkeley National Laboratory, Berkeley, CA 94720

^w Lehigh University, Bethlehem, PA, 18015

^x Max-Planck-Institut für Physik, Munich 80805, Germany

^y Michigan State University, East Lansing, MI 48824

^z National Research Nuclear University MEPhI, Moscow 115409, Russia

^{aa} National Institute of Science Education and Research, Bhubaneswar 751005, India

^{ab} National Cheng Kung University, Tainan 70101

^{ac} Ohio State University, Columbus, OH 43210

^{ad} Institute of Nuclear Physics PAN, Cracow 31-342, Poland

^{ae} Panjab University, Chandigarh 160014, India

^{af} Pennsylvania State University, University Park, PA 16802

^{ag} Institute of High Energy Physics, Protvino 142281, Russia

^{ah} Purdue University, West Lafayette, IN 47907

^{ai} Pusan National University, Pusan 46241, Republic of Korea

^{aj} Rice University, Houston, TX 77251

^{ak} University of Science and Technology of China, Hefei, Anhui 230026

^{al} Shandong University, Jinan, Shandong 250100

^{am} Shanghai Institute of Applied Physics, Chinese Academy of Sciences, Shanghai 201800

^{an} State University Of New York, Stony Brook, NY 11794

^{ao} Temple University, Philadelphia, PA 19122

^{ap} Texas A&M University, College Station, TX 77843

^{aq} University of Texas, Austin, TX 78712

^{ar} University of Houston, Houston, TX 77204

^{as} Tsinghua University, Beijing 100084

^{at} University of Tsukuba, Tsukuba, Ibaraki, Japan

^{au} Southern Connecticut State University, New Haven, CT, 06515

^{av} United States Naval Academy, Annapolis, MD, 21402

^{aw} Valparaiso University, Valparaiso, IN 46383

^{ax} Variable Energy Cyclotron Centre, Kolkata 700064, India

^{ay} Warsaw University of Technology, Warsaw 00-661, Poland

^{az} Wayne State University, Detroit, MI 48201

^{ba} World Laboratory for Cosmology and Particle Physics (WLCAPP), Cairo 11571, Egypt

^{bb} Yale University, New Haven, CT 06520

ARTICLE INFO

Article history:

Received 2 April 2018

Received in revised form 9 August 2018

Accepted 2 October 2018

Available online 21 December 2018

Editor: D.F. Geesaman

ABSTRACT

We present three-particle mixed-harmonic correlations $\langle \cos(m\phi_a + n\phi_b - (m+n)\phi_c) \rangle$ for harmonics $m, n = 1 - 3$ for charged particles in $\sqrt{s_{NN}} = 200$ GeV Au+Au collisions at RHIC. These measurements provide information on the three-dimensional structure of the initial collision zone and are important for constraining models of a subsequent low-viscosity quark-gluon plasma expansion phase. We investigate correlations between the first, second and third harmonics predicted as a consequence of fluctuations in the initial state. The dependence of the correlations on the pseudorapidity separation between particles show hints of a breaking of longitudinal invariance. We compare our results to a number of state-of-the-art hydrodynamic calculations with different initial states and temperature dependent viscosities. These measurements provide important steps towards constraining the temperature dependent viscosity and longitudinal structure of the initial state at RHIC.

© 2018 The Author. Published by Elsevier B.V. This is an open access article under the CC BY license (<http://creativecommons.org/licenses/by/4.0/>). Funded by SCOAP³.

1. Introduction

Matter as hot and dense as the early universe microseconds after the Big Bang can be created by colliding heavy nuclei at high energies. At these temperatures, baryons and mesons melt to form a quark gluon plasma (QGP) [1–4]. Data from the Relativistic Heavy Ion Collider (RHIC) at Brookhaven National Laboratory and the Large Hadron Collider (LHC) at CERN have been arguably used to show that the QGP at these temperatures is a nearly perfect fluid with a shear viscosity-to-entropy density ratio (η/s) smaller than any other fluid known in nature [5–13]. Theoretical calculations suggest that like many other fluids, the QGP viscosity should have a dependence on temperature with a minimum at the QGP-to-hadron transition temperature [14–16]. The determination of the temperature dependence of these transport properties is an open problem of fundamental importance in the study of the emerging properties of QCD matter.

Over the past years the harmonic decomposition of two-particle azimuthal correlations $v_n^2\{2\} = \langle \cos n(\phi_a - \phi_b) \rangle$ (where $\phi_{a,b}$ are azimuthal angles of particle momenta) [12,17–20] has already helped to provide useful insights on these topics. Hydrodynamic models with different initial conditions and transport parameters have been compared to measurements at RHIC and LHC to constrain the fluid-like property of the medium [21]. Given their large number of parameters, measurements of multiple observables over a wide energy range have been found to be essential for constraining such models [22–24]. So far, however, the temperature dependence of transport parameters like the bulk and shear viscosity are not well constrained by the existing data.

In this letter, we report on the measurement of three-particle correlations that provide unique ways to constrain the fluid-like properties of the QGP. These new measurements at RHIC extend beyond the conventional two-particle correlations; they help elucidate the three dimensional structure of the initial state, probe the nonlinear hydrodynamic response of the medium, and will help constrain the temperature dependence of the transport parameters.

We measure three-particle azimuthal correlations using the observables [25]

$$C_{m,n,m+n} = \langle \langle \cos(m\phi_a + n\phi_b - (m+n)\phi_c) \rangle \rangle, \quad (1)$$

where the inner average is taken over all sets of unique triplets and the outer average is taken over all events weighted by the number of triplets in each event. The subscripts “ m, n ” in $C_{m,n,m+n}$ refer to the harmonic number while the subscripts “ a, b, c ” in ϕ refer to the indices of the particles. We report on the centrality dependence of $C_{m,n,m+n}$ with combinations of harmonics $(m, n) = (1, 1), (1, 2), (2, 2), (2, 3), (2, 4)$ and $(3, 3)$ for inclusive charged particles in Au+Au collisions at $\sqrt{s_{NN}} = 200$ GeV. In a longer companion paper [26] we present our measurements at lower energies ($\sqrt{s_{NN}} = 7.7\text{--}62.4$ GeV). The $C_{m,n,m+n}$ are related to event-plane correlations like those measured in Pb+Pb collisions at 2.76 TeV [27–29]. If v_n and Ψ_n denote¹ anisotropic flow coefficients and their associated event planes [30] respectively, for $m, n > 1$, $C_{m,n,m+n}$ can be approximated as $\langle v_m v_n v_{m+n} \cos(m\Psi_m + n\Psi_n - (m+n)\Psi_{m+n}) \rangle$. Such flow based interpretation is unlikely to be applicable in case of $m, n = 1$ for which a strong charge dependence has been observed [31–33] and the effects of global momentum conservation may be important [34,35].

Measurements of $C_{m,n,m+n}$ provide unique information about the geometry of the collision overlap region and its fluctuations. Reference [36] proposed that measurements of $C_{1,2,3}$ offer the possibility to detect event-by-event correlations of the first, second and third harmonic anisotropies. Although it is sometimes assumed that the axis of the third harmonic is random, Monte Carlo Glauber simulations show correlations between the first, second, and third harmonic planes. Fig. 1 (left) shows the case when a single nucleon (shown by a red dot) at the edge of a colliding nucleus fluctuates outward and impinges on the other nucleus creating a region of increased energy density. This specific in-plane fluctuation generates v_1 , which reduces v_2 and increases v_3 [37]. A similar fluctuation occurring in the out-of-plane direction is illustrated in the right panel of Fig. 1. Such correlations, if observed

$$v_n e^{in\Psi_n} = \frac{\int p_T dp_T d\phi e^{in\phi} \frac{dN_{ch}}{d\eta dp_T d\phi}}{\int p_T dp_T d\phi \frac{dN_{ch}}{d\eta dp_T d\phi}}. \quad (2)$$

where $\frac{dN_{ch}}{d\eta dp_T d\phi}$ is the single particle distribution.

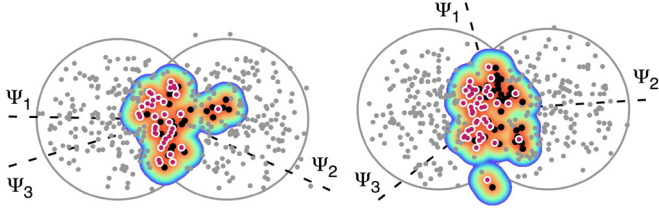


Fig. 1. Monte Carlo Glauber simulation for Au+Au collisions at $\sqrt{s_{NN}} = 200$ GeV with impact parameter $b = 10$ fm, showing in-plane and out-of-plane fluctuations of the participants. The grey points show the positions of the spectator nucleons. The positions of the wounded nucleons from the left (right) nucleus are shown by red (black) colored points in each diagram. The Gaussian energy deposition (width = 0.4 fm) around the center of wounded nucleons are shown by color contours. The orientations of different geometric eccentricities are shown by dashed lines.

in terms of $C_{1,2,3}$, will for the first time, demonstrate the presence of a v_1 driven component of v_3 arising due to initial geometry.

The fluctuations illustrated in Fig. 1 (left), where the nucleon at the edge of one nucleus impinges on the center of the other nucleus, exhibit similarities with a central p+Au collision. In p+Au collisions, the maximum of the multiplicity distribution shifts in pseudorapidity η towards the Au going direction. For this reason, one expects that the harmonic planes can point in different directions for positive or negative η . Similar effects have been investigated in models and discussed in terms of torqued fireballs [38], twists [39], or reaction-plane decorrelations [40]. Studying the $\Delta\eta$ dependence of $C_{1,2,3}$ should reveal these effects if they exist, and provide new insights on the three dimensional structure of the initial state.

In general, if a medium is fully describable by hydrodynamics, nonlinear couplings between harmonics are expected to change the sign of $C_{m,n,m+n}$ relative to what would be expected based on the initial state eccentricities ε_n^2 and participant planes Φ_n [25, 36,41–48]. Observables sensitive to nonlinear hydrodynamic response are ideal probes of viscosity. Since higher harmonics are more strongly damped by viscosity, the nonlinear coupling increases correlations of v_n with other lower harmonic eccentricities $\varepsilon_{m<n}$, and thereby with $v_{m<n}$. In this way, $C_{m,n,m+n}$ becomes more sensitive to η/s as previously demonstrated by phenomenological studies at LHC energies [25,41,43,49]. Correlations of event planes and flow harmonics measured by the ATLAS and ALICE collaborations for $m, n \geq 2$ [19,28,29] have been compared to hydrodynamic simulations to constrain the temperature dependence of viscosity η/s (T) [49]. However since LHC measurements are sensitive to the η/s at higher temperatures, full constraints on η/s (T) are better achieved with measurements of observables like $C_{m,n,m+n}$ at RHIC [11,49–51].

In this work we report the three-particle correlations directly instead of event-plane correlations. Expressing three-particle correlations as event plane correlations relies on factorization, i.e., approximations like $C_{m,n,m+n} = \langle v_m v_n v_{m+n} \cos(m\Psi_m + n\Psi_n - (m+n)\Psi_{m+n}) \rangle \approx \langle v_m \rangle \langle v_n \rangle \langle v_{m+n} \rangle \langle \cos(m\Psi_m + n\Psi_n - (m+n)\Psi_{m+n}) \rangle$, that can complicate data-model comparison. We therefore, directly compare $C_{m,n,m+n}$ to theoretical predictions. Another advantage of three-particle correlations is that the measurements are well defined even without assuming that the flow coefficients and harmonic planes dominate the correlation. Other effects besides reaction plane correlations, particularly important for $m, n = 1$, can

be present in $C_{m,n,m+n}$ and the correctness and completeness of a model therefore needs to be judged through direct comparison to the data. Also, when the correlations are dominated by reaction plane correlations, $C_{m,n,m+n}$ corresponds to a well-defined limit (the low-resolution limit) [52] of the measurement, which again, makes for a more direct comparison to theory. A more practical advantage is as follows: unlike LHC, since $v_n^2\{2\}$ for $n = 1-6$ is not always a large positive quantity at RHIC, it is not always feasible to divide $C_{m,n,m+n}$ by $\sqrt{v_n^2\{2\}}$ to express it purely as an event plane correlation without losing experimental significance. The magnitude of $v_6^2\{2\}$ is negligible at RHIC, $v_5^2\{2\}$ measurements suffer from large systematics, and $v_1^2\{2\} < 0$ except for central events at $\sqrt{s_{NN}} = 200$ GeV [26].

2. Experiment and analysis

We present measurements of $C_{m,n,m+n}$ in 200 GeV Au+Au collisions with data collected in the year 2011 by the STAR detector [53] at RHIC. We detect charged particles within the range $|\eta| < 1$ and for transverse momentum of $p_T > 0.2$ GeV/c using the STAR Time Projection Chamber [54] situated inside a 0.5 T solenoidal magnetic field. For calculations of $C_{m,n,m+n}$ we use the algebra based on Q-vectors ($Q_n = \sum \exp(in\phi)$) to avoid multiple scans over the list of particles in an event [55]. We use track-by-track weights [55,56] to account for imperfections in the detector acceptance and momentum dependence of the detector efficiency. We correct the two-track acceptance artifacts which arise due to track-merging effects by measuring the $|\Delta\eta_{ab}| = |\eta_a - \eta_b|$, $|\Delta\eta_{ac}| = |\eta_a - \eta_c|$, and $|\Delta\eta_{bc}| = |\eta_b - \eta_c|$ dependence of $C_{m,n,m+n}$ and algebraically correcting the integrated value of $C_{m,n,m+n}$ for the missing pairs apparent at $\Delta\eta \approx 0$. Note that, throughout this paper, the subscripts “ m, n with comma” in $C_{m,n,m+n}$ refer to the harmonic number while the subscripts “ ab without comma” for the $|\Delta\eta_{ab}| = |\eta_a - \eta_b|$ refer to the indices of the particles. We estimate systematic uncertainties by comparing data from different time periods, from different years³ with different tracking algorithms, by comparing different efficiency estimates, by varying the z-vertex position of the collision, and by varying track selection criteria. We also include estimates of the effect of short-range Hanbury Brown and Twiss (HBT) and Coulomb correlations in the systematic uncertainties based on the shape of the $\Delta\eta$ dependence. For such quantifications we fit the $\Delta\eta$ dependence of $C_{m,n,m+n}$ with the combination of a short-range and a long-range Gaussian distribution as described in Refs. [37,57]. A table of different sources of systematic uncertainties can be found in the appendix of this paper. Finally, in order to quantify other nonflow effects such as correlations due to mini-jets, fragmentation, decay etc. we compare our data to HIJING (Version 1.383) calculations [58]. For each of our centrality intervals (0–5%, 5–10%, 10–20%, ..., 70–80%), we use a Monte Carlo Glauber model [59,60] to estimate the average number of participating nucleons N_{part} for plotting our results.⁴

3. Results

Fig. 2(a), (b) shows the $\Delta\eta$ dependence of $C_{1,2,3} = \langle \cos(\phi_a + 2\phi_b - 3\phi_c) \rangle$ and $C_{2,2,4} = \langle \cos(2\phi_a + 2\phi_b - 4\phi_c) \rangle$. The $\Delta\eta$ dependence of $C_{1,1,2} = \langle \cos(\phi_a + \phi_b - 2\phi_c) \rangle$ was presented previously [32,33] and other harmonic combinations will be presented in Ref. [26]. The top panel of Fig. 2 shows $C_{1,2,3}$ as a function of

²

$$\varepsilon_n e^{in\Phi_n} = - \frac{\int r dr d\phi r^n e^{in\phi} E(r, \phi)}{\int r dr d\phi r^n E(r, \phi)} \quad (3)$$

where $E(r, \phi)$ is the distribution of initial energy density.

³ We have also analyzed data collected in the year 2004 to study the systematics.

⁴ See Ref. [59] for details like centrality resolution, values of impact parameter, N_{part} etc.

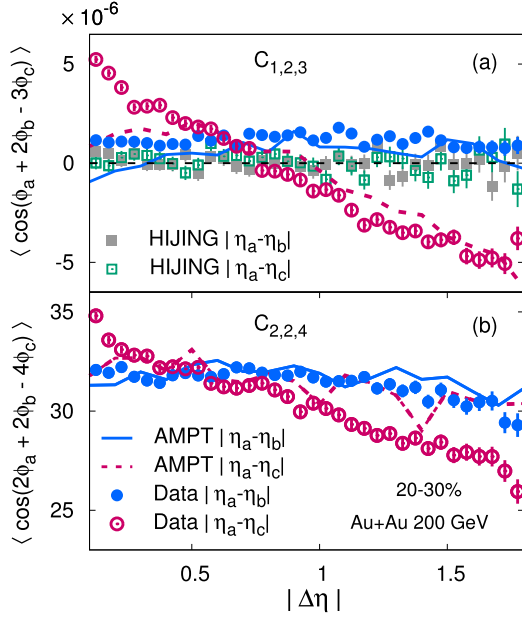


Fig. 2. Dependence of mixed harmonic correlators $C_{1,2,3}$ and $C_{2,2,4}$ on relative pseudorapidity. The data points are shown by open and solid circles. HIJING calculations are shown (only for $C_{1,2,3}$) by open and solid squares to quantify short-range nonflow correlations [58]. AMPT model [63] calculations from Ref. [64] are also compared to demonstrate the effects of 3D initial geometry and transport on three-particle correlations. The error bars shown for the data and HIJING calculations are statistical only.

$|\Delta\eta_{ab}|$ and $|\Delta\eta_{ac}|$. We observe a strong $|\Delta\eta_{ac}|$ dependence but a weak $|\Delta\eta_{ab}|$ dependence. The dependence on $|\Delta\eta_{bc}|$ is similar to that with $|\Delta\eta_{ab}|$, hence omitted from the figure for clarity. For $|\Delta\eta_{ac}| \approx 0$, $C_{1,2,3}$ is positive but as $|\Delta\eta_{ac}|$ increases $C_{1,2,3}$ decreases and becomes negative. We study the centrality dependence of this effect and find that $C_{1,2,3}$ has the strongest dependence on $|\Delta\eta_{ac}|$ in mid-central events (20–30%); in central (0–5%) and peripheral events (70–80%), $C_{1,2,3}$ shows weaker dependence on $|\Delta\eta_{ac}|$ (see Ref. [26]). This is consistent with expectations of the breaking of longitudinal invariance through forward–backward rapidity dependence as previously discussed. No such dependence is observed for $|\Delta\eta_{ab}|$ since although the third harmonic plane may rotate significantly in the forward and backward directions, the second harmonic plane should remain invariant due to the symmetry of collision geometry.

As mentioned before, since $C_{1,2,3}$ involves the first order harmonic it may have contributions from nonflow correlations such as global momentum conservation [34]. However, such contributions have been argued to be independent of $\Delta\eta$ at leading order [34, 61, 62]. One, therefore, cannot explain the strong variation of $C_{1,2,3}$ with $|\Delta\eta_{ac}|$ (even up to 2), which is strongest in the mid-central events, to be solely an artifact of momentum conservation.

The HIJING model comparisons shown in Fig. 2 demonstrate that nonflow contributions due to mini-jets cannot explain data. On the other hand the AMPT model [63] calculations from Ref. [64] that involves momentum conservation, mini-jets, as well as collectivity due to multiphase transport, and three-dimensional initial state seem to provide a better description of the $\Delta\eta$ dependence of $C_{1,2,3}$ above $\Delta\eta > 0.5$; at smaller $\Delta\eta < 0.5$, AMPT under-predicts the data.

In Fig. 2(b) we present the $\Delta\eta$ dependence of $C_{2,2,4}$. We find much weaker $\Delta\eta$ dependence for $C_{2,2,4}$ than for $C_{1,2,3}$; while $C_{1,2,3}$ changes sign, $C_{2,2,4}$ only varies by 20% over the range of our measurements. This is not surprising since the second harmonic event plane dominates $C_{2,2,4}$. The dependence of $C_{2,2,4}$ is

also stronger for $|\Delta\eta_{ac}|$ than it is for $|\Delta\eta_{ab}|$. Once again, the HIJING predictions (not shown in this figure) are much smaller and consistent with zero. This is expected since HIJING does not include any collective effects. The purpose of this comparison is to demonstrate that the non-flow correlations present in HIJING are not sufficient to describe the data. The AMPT predictions from Ref. [64] that contain collective effects do a very good job in describing the magnitude of the correlation, they however, seem to slightly under-predict the slope of the $\Delta\eta$ dependence.

We find that all the correlators exhibit a significant $\Delta\eta$ dependence except $C_{2,2,4}$ and $C_{2,3,5}$ which vary by only 20% [26]. The variation of $C_{m,n,m+n}$ with $\Delta\eta$ makes it difficult to compare the data to models that assume a longitudinally invariant two-dimensional (boost invariant) initial geometry. Until those simplifying assumptions are relaxed, $C_{2,2,4}$ and $C_{2,3,5}$ having the smallest relative variation on $\Delta\eta$ provide the best opportunity for comparison of $\Delta\eta$ -integrated quantities with hydrodynamic models.

In Fig. 3 we show centrality dependence of $\Delta\eta$ -integrated $C_{m,n,m+n}$. We multiply the quantity $C_{m,n,m+n}$ by N_{part}^2 to account for the natural dilution of correlations expected from superpositions of independent sources. We find that HIJING model predicts a magnitude of three-particle correlations that is consistent with zero for all harmonics. We also estimate the expectations for $C_{m,n,m+n} \approx \langle \varepsilon_m \varepsilon_n \varepsilon_{m+n} \cos(m\Phi_m + n\Phi_n - (m+n)\Phi_{m+n}) \rangle$ from purely initial state geometry using a Monte Carlo Glauber model [65]. We find that the Glauber model predicts negative values for all combinations of $C_{m,n,m+n}$.⁵ Since only a fraction of the initial state geometry is converted to final state anisotropy, i.e., $v_n \lesssim 0.1 \times \varepsilon_n$ [42], one therefore expects $\langle v_m v_n v_{m+n} \cos(m\Psi_m + n\Psi_n - (m+n)\Psi_{m+n}) \rangle \lesssim 10^{-3} \times \langle \varepsilon_m \varepsilon_n \varepsilon_{m+n} \cos(m\Phi_m + n\Phi_n - (m+n)\Phi_{m+n}) \rangle$. We therefore scale the Glauber model calculations by factors of $\sim 10^{-3}$ – 10^{-4} to make a consistent data to model comparison [42].

We compare our results with four different boost-invariant hydrodynamic model calculations that have been constrained by the global data on azimuthal correlations available so far at RHIC and the LHC. The models include: 1) 2 + 1 dimensional hydrodynamic simulations with $\eta/s = 1/4\pi$ with MC-Glauber initial conditions by Teaney and Yan [36, 43], 2) hydrodynamic simulations MUSIC with boost invariant IP-Glasma initial conditions [66, 67] that include a constant $\eta/s = 0.06$ and a temperature dependent bulk viscosity $\zeta/s(T)$ [68] and UrQMD afterburner [69], 3) the perturbative-QCD+saturation+hydro based “EKRT” model [49] that uses two different parameterizations of the viscosity with constant $\eta/s = 0.2$ and temperature dependent $\eta/s(T)$ with a minimum of $(\eta/s(T))_{\text{min}} = 1.5/4\pi$ at a corresponding transition temperature between a QGP and hadronic phase of $T_c = 150$ MeV and 4) viscous hydrodynamic model v-USPhydro [70, 71] with event-by-event TRENTO initial conditions [72] tuned to IP-Glasma [66], that uses $\eta/s = 0.05$, a freeze-out temperature of $T_{FO} = 150$ MeV [73] and the most recent 2 + 1 flavors equation of state from the Wuppertal Budapest collaboration [74] combined to all known hadronic resonances from the PDG16+ [75].

Correlators involving the first order harmonic $C_{1,1,2}$ and $C_{1,2,3}$ are shown respectively in Fig. 3(a) and (b). In Fig. 3(a) we compare results to the hydrodynamic predictions by Teaney and Yan [36, 43]. We note that since finite multiplicity effects such as global momentum conservation, are not included in these calculations, comparisons presented for $C_{1,1,2}$ and $C_{1,2,3}$ are not intended for the purpose of constraining transport parameters.

⁵ Our calculations are consistent with the estimation of plane correlations performed in Ref. [43].

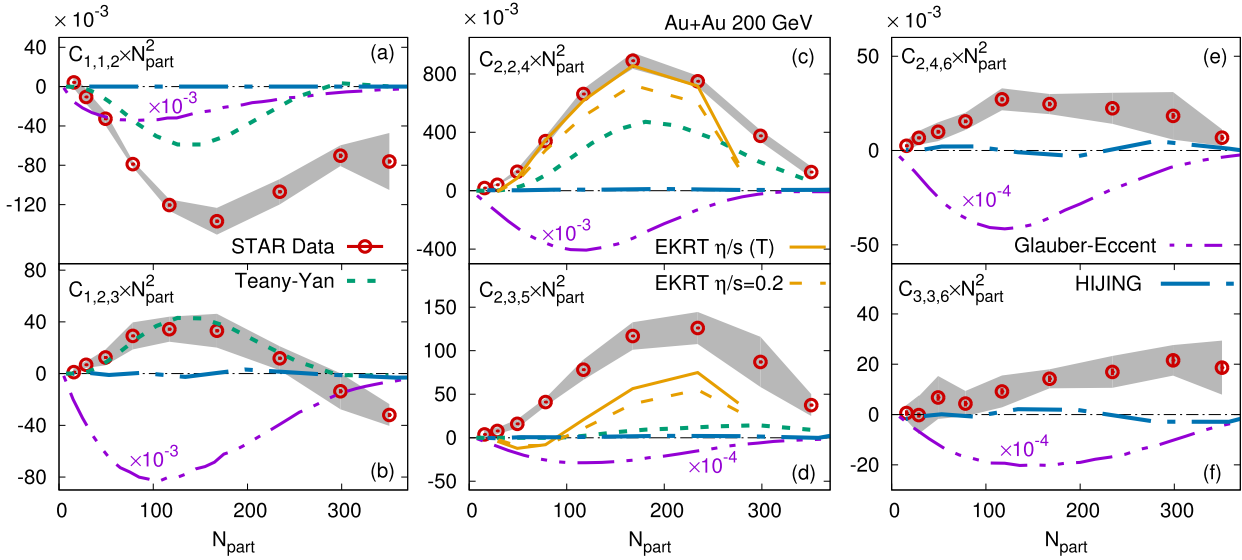


Fig. 3. Centrality dependence of mixed harmonic correlators $C_{m,n,m+n}$ compared to different theoretical calculations from Refs. [36,43,49,66,67]. The statistical and systematic uncertainties are shown by error bars and grey bands respectively.

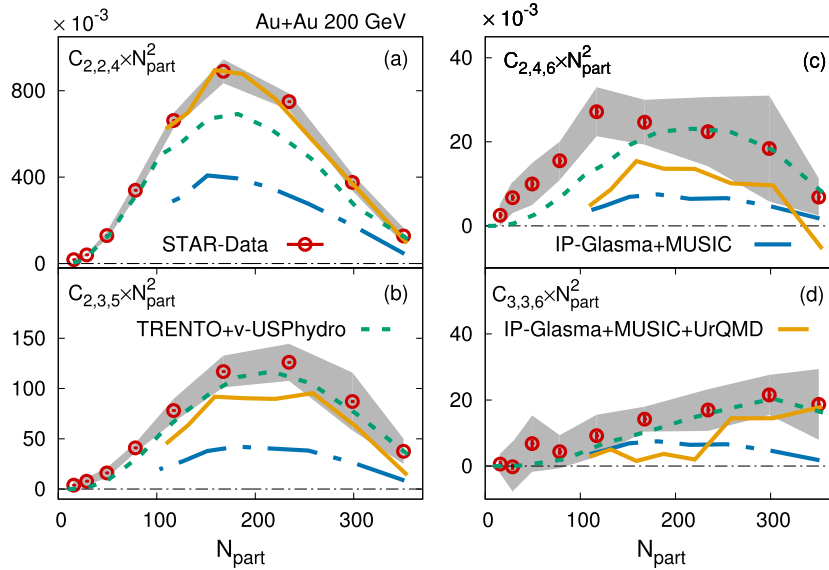


Fig. 4. Centrality dependence of the higher order correlators $C_{m,n,m+n}$ ($m > 1$) compared to TRENTO+v-USPhydro model calculations (shown by green dashed lines) and IP-Glasma+MUSIC calculations with and without hadronic transport using UrQMD model (shown by solid yellow and dashed blue curves respectively).

Any dipole anisotropy with respect to the second order harmonic plane will be exhibited by the correlator $C_{1,1,2} = \langle \cos(\phi_a + \phi_b - 2\phi_c) \rangle$. The negative value of $C_{1,1,2}$ observed in Fig. 3(a) indicates that the dipole anisotropy arising at mid-rapidity is dominantly out-of-plane as predicted by the theoretical calculations in Ref. [36] and initial state geometry. It may also indicate a significant contribution from momentum conservation [61,62]. For the correlator $C_{1,1,2}$, it was explicitly shown that a combination of flow and momentum conservation gives rise to a negative contribution ($\sim -v_2/N$, N being the multiplicity) [61,62]. The models do not include such effects; therefore it is not surprising that they significantly under-predict the data.

The centrality dependence of $C_{1,2,3}$ is shown in Fig. 3(b). We see a nonzero correlation consistent with the illustrations in Fig. 1. The large positive values of $C_{1,2,3}$ in mid-central events are in-

dicative⁶ of the first harmonic anisotropy correlated with the triangularity as was first predicted in Ref. [36]. In the model, the hydrodynamic response of the medium changes both the sign and the centrality dependence and provides very good agreement with data for $C_{1,2,3}$ over a wide range of N_{part} except for the most central collisions. Interestingly in the most central collisions, the measurements of both $C_{1,1,2}$ and $C_{1,2,3}$ are nonzero and negative while the models predict nearly zero values for these correlators which might need further investigation [76].

We next report the measurement of the correlators $C_{2,2,4}$ and $C_{2,3,5}$ in Fig. 3(c)–(d). The correlator $C_{2,2,4} \approx \langle v_2^2 v_4 \cos(4(\Psi_2 - \Psi_4)) \rangle$ measures the correlation between the second and the fourth

⁶ In the mid-central events we find $C_{1,2,3}$ to be positive at low transverse momentum ($p_{T1} < 1$ GeV) [26].

order harmonics and the corresponding event planes. While the Glauber model results for the initial state are negative, both $C_{2,2,4}$ and $C_{2,3,5}$ exhibit strong positive values. This is consistent with the linear and nonlinear hydrodynamic response of the medium created at RHIC, in which the higher flow harmonic like v_4 is driven by both ε_4 and ε_2 , as predicted by several theoretical calculations [25,41,43–45]. This result is also qualitatively consistent with the measurements by the ATLAS collaboration at LHC [19,28].

The quantitative difference between the models and the measurements at RHIC is an important observation of the current study. In Fig. 3(c), we observe that the hydrodynamic predictions by Teaney and Yan using constant η/s significantly underestimate $C_{2,2,4}$. The predictions using EKRT with a temperature dependent η/s are much closer to the data; the same using constant η/s under-predict data by about 20%. A similar trend is also observed for $C_{2,3,5}$ shown in Fig. 3(d). Although all hydrodynamic models shown in this figure predict correct qualitative trends of the centrality dependence, they all significantly underestimate the magnitude of $C_{2,3,5}$. Such discrepancy for EKRT has been argued [77] to be related to large off-equilibrium correlations which depend on the details of the parameterization $\eta/s(T)$. The current data will therefore provide important constraints for the transport parameters involved in the hydrodynamic modeling at RHIC energies.

In Fig. 3(e)–(f) we present the centrality dependence of $C_{2,4,6}$ and $C_{3,3,6}$. Once again the positive values for $C_{2,4,6}$ and $C_{3,3,6}$, in contrast to the Glauber prediction of negative values for the initial state, indicate the importance of the nonlinear hydrodynamic response. The EKRT predictions are not available for these correlators, it will be interesting to see if such calculations can describe the data in the future.

We revisit the centrality dependence of higher order correlators ($n > 2$) in Fig. 4. Here, we compare the data with most recent hydrodynamic model calculations. The IP-Glasma + MUSIC simulations with constant η/s , tuned to global data on v_n , qualitatively reproduce the trend; however they under-predict the magnitude of the correlation. The IP-Glasma + MUSIC + UrQMD simulations, that include additional hadronic rescatterings, seem to be much closer to the data. This is indicative of the fact that a large fraction of the mixed-harmonic correlation is developed in the hadronic phase below a temperature of $T = 165$ MeV. The addition of hadronic transport effectively increases the viscosity at lower temperature ($T < 165$ MeV) [68]. This indicates that current data can constrain the temperature dependent viscosity at RHIC energies. In Fig. 4 our data are also compared to the TRENTO+v-USPhydro model calculations. Although this model does not include hadronic transport, as discussed in Ref. [73], it effectively introduces a different viscous effect by choosing a lower freeze-out temperature $T_{FO} = 150$ MeV, additional resonances and a different equation of state (speed of sound) as compared to IP-Glasma + MUSIC + UrQMD simulations. A reasonable description of $C_{2,3,5}$, $C_{2,4,6}$ and $C_{3,3,6}$ is obtained from the TRENTO+v-USPhydro model. In the case of $C_{2,2,4}$ the data are 20% higher, which will provide further constraints for the TRENTO+v-USPhydro model [75]. It will be also interesting to see other hydro calculations by using the most recent equation of state like TRENTO+v-USPhydro model.

After the appearance of this preprint, an extensive study using the AMPT model was shown to provide a good description of both the $\Delta\eta$ and the centrality dependence of $C_{m,n,m+n}$ in Ref. [64]. Such data-model comparisons demonstrate that the longitudinal structure of the initial state, global momentum conservation and multi-phase transport can capture the underlying dynamics that drives anisotropic flow and mixed-harmonic correlations [64].

Table 1

Contribution to the total systematic uncertainties from various sources, shown for two different centralities 0–5% and 70–80%. The column referred to as “Data-set” is obtained by studying the data collected in the year 2004 and 2001.

	HBT	Track-cuts	Efficiency	Data-set	Acceptance
$C_{1,1,2}$	3–63%	3–12%	25–64%	31–80%	10%
$C_{1,2,3}$	5–94%	14–19%	15–141%	21–5%	10%
$C_{2,2,4}$	1%	3–1%	18–13%	26–6%	10%
$C_{2,3,5}$	4–11%	1–3%	14–68%	29–97%	10%
$C_{2,4,6}$	1%	6–10%	37–60%	19–46%	10%
$C_{3,3,6}$	8–47%	2–246%	8.5–116%	27–228%	10%

4. Summary

We presented the first measurements of the charge inclusive three-particle azimuthal correlations $C_{m,n,m+n} = \langle\langle \cos(m\phi_a + n\phi_b - (m+n)\phi_c) \rangle\rangle$ as a function of centrality, relative pseudorapidity and harmonic numbers m, n in $\sqrt{s_{NN}} = 200$ GeV Au+Au collisions. These measurements provide additional information about the initial geometry, the nonlinear hydrodynamic response of the medium and offer good promise to constrain the temperature dependence of η/s . The centrality dependence of $C_{1,2,3}$ for the first time reveals a possible coupling between directed, elliptic, and triangular harmonic flow, which arises from fluctuations in the initial geometry. The strong $\Delta\eta$ dependence of $C_{1,2,3}$ suggests a breaking of longitudinal invariance which is at odds with the assumptions in many boost invariant models. While variations of $C_{1,2,3}$ with $\Delta\eta$ are large, $C_{2,2,4}$ and $C_{2,3,5}$ vary by only 20% between $\Delta\eta = 0$ and 2 making them most suitable for comparison to boost-invariant hydrodynamic simulations. We therefore, compared our measurements of the centrality dependence of $C_{m,n,m+n}$ with a number of boost-invariant hydrodynamic models that are constrained by global data. Such comparisons indicate that three-particle correlations can provide important constraints on fluid-dynamical modeling, in particular the temperature dependent viscosity at RHIC.

Acknowledgements

We thank Gabriel Denicol, Jean-Yves Ollitrault, Jacquelyn Noronha-Hostler, Harri Niemi, Risto Paatelainen, Björn Schenke, Chun Shen, Yifeng Sun, Derek Teaney and Li Yan for providing their model predictions and helpful discussions. We thank the RHIC Operations Group and RCF at BNL, the NERSC Center at LBNL, and the Open Science Grid consortium for providing resources and support. This work was supported in part by the Office of Nuclear Physics within the U.S. DOE Office of Science, the U.S. National Science Foundation, the Ministry of Education and Science of the Russian Federation, National Natural Science Foundation of China, Chinese Academy of Sciences, the Ministry of Science and Technology of the People’s Republic of China and Ministry of Education of the People’s Republic of China, the National Research Foundation of Korea, Czech Science Foundation and Ministry of Education, Youth and Sports of the Czech Republic, Department of Atomic Energy and Department of Science and Technology of the Government of India, the National Science Centre of Poland, the Ministry of Science, Education and Sports of the Republic of Croatia, ROSATOM of Russia and German Bundesministerium für Bildung, Wissenschaft, Forschung und Technologie (BMBF) and the Helmholtz Association.

Appendix A

In Table 1 we list different sources of systematic uncertainties, as discussed in the analysis section of this paper, for two centralities (0–5% and 70–80%). We find that in peripheral events the percentage of systematic uncertainty is large. This is because

the absolute values of the correlators are small, (e.g. $C_{3,3,6} \times N_{\text{part}}^2$ (70–80%) = 0.61 ± 1.05 (stat.), $C_{1,2,3} \times N_{\text{part}}^2$ (70–80%) = 1.13 ± 0.77 (stat.)) and a small systematic variation leads to a large percentage of uncertainty.

References

- [1] J.C. Collins, M.J. Perry, Phys. Rev. Lett. 34 (1975) 1353.
- [2] S. Chin, Phys. Lett. B 78 (1978) 552.
- [3] J.I. Kapusta, Nucl. Phys. B 148 (1979) 461.
- [4] R. Anishetty, P. Koehler, L. McLerran, Phys. Rev. D 22 (1980) 2793.
- [5] I. Arsene, et al., Collaboration BRAHMS, Nucl. Phys. A 757 (2005) 1, arXiv:nucl-ex/0410020 [nucl-ex].
- [6] B.B. Back, et al., Collaboration PHOBOS, Nucl. Phys. A 757 (2005) 28, arXiv:nucl-ex/0410022 [nucl-ex].
- [7] J. Adams, et al., Collaboration STAR, Nucl. Phys. A 757 (2005) 102, arXiv:nucl-ex/0501009 [nucl-ex].
- [8] K. Adcox, et al., Collaboration PHENIX, Nucl. Phys. A 757 (2005) 184, arXiv:nucl-ex/0410003 [nucl-ex].
- [9] B. Muller, Acta Phys. Pol. B 38 (2007) 3705, arXiv:0710.3366 [nucl-th].
- [10] W.A. Zajc, Nucl. Phys. A 805 (2008) 283c, arXiv:0802.3552 [nucl-ex].
- [11] C. Gale, S. Jeon, B. Schenke, P. Tribedy, R. Venugopalan, Phys. Rev. Lett. 110 (2013) 012302, arXiv:1209.6330 [nucl-th].
- [12] S. Chatrchyan, et al., Collaboration CMS, Phys. Rev. C 89 (2014) 044906, arXiv:1310.8651 [nucl-ex].
- [13] B.B. Abelev, et al., Collaboration ALICE, J. High Energy Phys. 06 (2015) 190, arXiv:1405.4632 [nucl-ex].
- [14] M. Prakash, M. Prakash, R. Venugopalan, G. Welke, Phys. Rep. 227 (1993) 321.
- [15] P.B. Arnold, G.D. Moore, L.G. Yaffe, J. High Energy Phys. 05 (2003) 051, arXiv:hep-ph/0302165 [hep-ph].
- [16] L.P. Csernai, J. Kapusta, L.D. McLerran, Phys. Rev. Lett. 97 (2006) 152303, arXiv:nucl-th/0604032 [nucl-th].
- [17] J. Adams, et al., Collaboration STAR, Phys. Rev. C 72 (2005) 014904, arXiv:nucl-ex/0409033 [nucl-ex].
- [18] A. Adare, et al., Collaboration PHENIX, Phys. Rev. Lett. 107 (2011) 252301, arXiv:1105.3928 [nucl-ex].
- [19] G. Aad, et al., Collaboration ATLAS, Eur. Phys. J. C 74 (2014) 3157, arXiv:1408.4342 [hep-ex].
- [20] B.B. Abelev, et al., Collaboration ALICE, Phys. Rev. C 90 (2014) 054901, arXiv:1406.2474 [nucl-ex].
- [21] C. Gale, S. Jeon, B. Schenke, Int. J. Mod. Phys. A 28 (2013) 1340011, arXiv:1301.5893 [nucl-th].
- [22] J. Novak, K. Novak, S. Pratt, J. Vredevoogd, C. Coleman-Smith, R. Wolpert, Phys. Rev. C 89 (2014) 034917, arXiv:1303.5769 [nucl-th].
- [23] S. Pratt, E. Sangaline, P. Sorensen, H. Wang, Phys. Rev. Lett. 114 (2015) 202301, arXiv:1501.04042 [nucl-th].
- [24] J.E. Bernhard, P.W. Marcy, C.E. Coleman-Smith, S. Huzurbazar, R.L. Wolpert, S.A. Bass, Phys. Rev. C 91 (2015) 054910, arXiv:1502.00339 [nucl-th].
- [25] R.S. Bhalerao, J.-Y. Ollitrault, S. Pal, Phys. Rev. C 88 (2013) 024909, arXiv:1307.0980 [nucl-th].
- [26] L. Adamczyk, et al., arXiv:1701.06496 [nucl-ex], 2017.
- [27] G. Aad, et al., Collaboration ATLAS, Phys. Rev. C 90 (2014) 024905, arXiv:1403.0489 [hep-ex].
- [28] J. Jia, J. Phys. G 41 (2014) 124003, arXiv:1407.6057 [nucl-ex].
- [29] J. Adam, et al., Collaboration ALICE, Phys. Rev. Lett. 117 (2016) 182301, arXiv:1604.07663 [nucl-ex].
- [30] S.A. Voloshin, A.M. Poskanzer, R. Snellings, arXiv:0809.2949 [nucl-ex], 2008.
- [31] B.I. Abelev, et al., Collaboration STAR, Phys. Rev. Lett. 103 (2009) 251601, arXiv:0909.1739 [nucl-ex].
- [32] B.I. Abelev, et al., Collaboration STAR, Phys. Rev. C 81 (2010) 054908, arXiv:0909.1717 [nucl-ex].
- [33] L. Adamczyk, et al., Collaboration STAR, Phys. Rev. C 88 (2013) 064911, arXiv:1302.3802 [nucl-ex].
- [34] N. Borghini, P.M. Dinh, J.-Y. Ollitrault, Phys. Rev. C 62 (2000) 034902, arXiv:nucl-th/0004026 [nucl-th].
- [35] J. Jia, Collaboration ATLAS, J. Phys. Conf. Ser. 389 (2012) 012013, arXiv:1208.1874 [nucl-ex].
- [36] D. Teaney, L. Yan, Phys. Rev. C 83 (2011) 064904, arXiv:1010.1876 [nucl-th].
- [37] L. Adamczyk, et al., Collaboration STAR, Phys. Rev. Lett. 116 (2016) 112302, arXiv:1601.01999 [nucl-ex].
- [38] P. Bozek, W. Broniowski, J. Moreira, Phys. Rev. C 83 (2011) 034911, arXiv:1011.3354 [nucl-th].
- [39] J. Jia, P. Huo, Phys. Rev. C 90 (2014) 034915, arXiv:1403.6077 [nucl-th].
- [40] L.-G. Pang, H. Petersen, G.-Y. Qin, V. Roy, X.-N. Wang, Eur. Phys. J. A 52 (2016) 97, arXiv:1511.04131 [nucl-th].
- [41] Z. Qiu, U. Heinz, Phys. Lett. B 717 (2012) 261, arXiv:1208.1200 [nucl-th].
- [42] D. Teaney, L. Yan, Phys. Rev. C 86 (2012) 044908, arXiv:1206.1905 [nucl-th].
- [43] D. Teaney, L. Yan, Phys. Rev. C 90 (2014) 024902, arXiv:1312.3689 [nucl-th].
- [44] L. Yan, J.-Y. Ollitrault, Phys. Lett. B 744 (2015) 82, arXiv:1502.02502 [nucl-th].
- [45] J. Qian, U.W. Heinz, J. Liu, Phys. Rev. C 93 (2016) 064901, arXiv:1602.02813 [nucl-th].
- [46] J. Qian, U. Heinz, arXiv:1607.01732 [nucl-th], 2016.
- [47] S. McDonald, C. Shen, F. Fillion-Gourdeau, S. Jeon, C. Gale, arXiv:1609.02958 [hep-ph], 2016.
- [48] J. Noronha-Hostler, et al., arXiv:1609.05171 [nucl-th], 2016.
- [49] H. Niemi, K.J. Eskola, R. Paatelainen, Phys. Rev. C 93 (2016) 024907, arXiv:1505.02677 [hep-ph].
- [50] H. Niemi, G.S. Denicol, P. Huovinen, E. Molnar, D.H. Rischke, Phys. Rev. Lett. 106 (2011) 212302, arXiv:1101.2442 [nucl-th].
- [51] G. Denicol, A. Monnai, B. Schenke, Phys. Rev. Lett. 116 (2016) 212301, arXiv:1512.01538 [nucl-th].
- [52] M. Luzum, J.-Y. Ollitrault, Phys. Rev. C 87 (2013) 044907, arXiv:1209.2323 [nucl-ex].
- [53] K.H. Ackermann, et al., Collaboration STAR, Nucl. Instrum. Methods A 499 (2003) 624.
- [54] M. Anderson, et al., Nucl. Instrum. Methods A 499 (2003) 659, arXiv:nucl-ex/0301015 [nucl-ex].
- [55] A. Bilandzic, R. Snellings, S. Voloshin, Phys. Rev. C 83 (2011) 044913, arXiv:1010.0233 [nucl-ex].
- [56] A. Bilandzic, C.H. Christensen, K. Gulbrandsen, A. Hansen, Y. Zhou, Phys. Rev. C 89 (2014) 064904, arXiv:1312.3572 [nucl-ex].
- [57] P. Tribedy, Collaboration STAR, arXiv:1704.03845 [nucl-ex], 2017.
- [58] X.-N. Wang, M. Gyulassy, Phys. Rev. D 44 (1991) 3501.
- [59] B.I. Abelev, et al., Collaboration STAR, Phys. Rev. C 79 (2009) 034909, arXiv:0808.2041 [nucl-ex].
- [60] M.L. Miller, K. Reygers, S.J. Sanders, P. Steinberg, Annu. Rev. Nucl. Part. Sci. 57 (2007) 205, arXiv:nucl-ex/0701025 [nucl-ex].
- [61] S. Pratt, arXiv:1002.1758 [nucl-th], 2010.
- [62] A. Bzdak, V. Koch, J. Liao, Phys. Rev. C 83 (2011) 014905, arXiv:1008.4919 [nucl-th].
- [63] Z.-W. Lin, C.M. Ko, B.-A. Li, B. Zhang, S. Pal, Phys. Rev. C 72 (2005) 064901, arXiv:nucl-th/0411110 [nucl-th].
- [64] Y. Sun, C.M. Ko, Phys. Lett. B 769 (2017) 219, arXiv:1702.07807 [nucl-th].
- [65] B. Schenke, P. Tribedy, R. Venugopalan, Phys. Rev. C 89 (2014) 064908, arXiv:1403.2232 [nucl-th].
- [66] B. Schenke, P. Tribedy, R. Venugopalan, Phys. Rev. Lett. 108 (2012) 252301, arXiv:1202.6646 [nucl-th].
- [67] B. Schenke, S. Jeon, C. Gale, Phys. Rev. C 82 (2010) 014903, arXiv:1004.1408 [hep-ph].
- [68] S. Ryu, J.F. Paquet, C. Shen, G.S. Denicol, B. Schenke, S. Jeon, C. Gale, Phys. Rev. Lett. 115 (2015) 132301, arXiv:1502.01675 [nucl-th].
- [69] S.A. Bass, et al., Prog. Part. Nucl. Phys. 41 (1998) 255, Prog. Part. Nucl. Phys. 41 (1998) 225, arXiv:nucl-th/9803035 [nucl-th].
- [70] J. Noronha-Hostler, J. Noronha, F. Grassi, Phys. Rev. C 90 (2014) 034907, arXiv:1406.3333 [nucl-th].
- [71] J. Noronha-Hostler, G.S. Denicol, J. Noronha, R.P.G. Andrade, F. Grassi, Phys. Rev. C 88 (2013) 044916, arXiv:1305.1981 [nucl-th].
- [72] J.S. Moreland, J.E. Bernhard, S.A. Bass, Phys. Rev. C 92 (2015) 011901, arXiv:1412.4708 [nucl-th].
- [73] P. Alba, V. Mantovani Sarti, J. Noronha, J. Noronha-Hostler, P. Parotto, I.P. Vazquez, C. Ratti, arXiv:1711.05207 [nucl-th], 2017.
- [74] S. Borsanyi, Z. Fodor, C. Hoelbling, S.D. Katz, S. Krieg, K.K. Szabo, Phys. Lett. B 730 (2014) 99, arXiv:1309.5258 [hep-lat].
- [75] P. Alba, et al., Phys. Rev. D 96 (2017) 034517, arXiv:1702.01113 [hep-lat].
- [76] R.S. Longacre, arXiv:1609.09848 [nucl-th], 2016.
- [77] K.J. Eskola, H. Niemi, R. Paatelainen, K. Tuominen, arXiv:1704.04060 [hep-ph], 2017.