



This work is licensed under a Creative Commons Attribution License (CC BY 4.0).

Monograph

urn:lsid:zoobank.org:pub:A7C46449-1DA9-4D01-A145-04AA66BBAA63

A photographic type catalogue of Platygastroidea (Insecta, Hymenoptera) in the Natural History Museum Vienna

Jessica AWAD ¹*, Dominique ZIMMERMANN ² & Elijah TALAMAS ³

¹ State Museum of Natural History Stuttgart, Rosenstein 1, 70191 Stuttgart, Germany.

² History Museum Vienna, Burgring 7, 1010 Vienna, Austria.

³ Florida Department of Agriculture and Consumer Services, Division of Plant Industry, 1911 SW 34th St., Gainesville, FL 32601, USA.

* Corresponding author: jessica.awad@smns-bw.de

² Email: dominique.zimmermann@nhm-wien.ac.at

³ Email: elijah.talamas@fdacs.gov

¹ urn:lsid:zoobank.org:author:0F70AC80-70B4-4AED-BF6E-A191DF4F68BB

² urn:lsid:zoobank.org:author:57F2F5FE-84D9-43DE-AC26-4720B313B0BD

³ urn:lsid:zoobank.org:author:FDE12E40-BFCE-444A-AFAD-9A214A129345

Abstract. As insect decline threatens the fauna of Central Europe, “dark taxa” present an obstacle to understanding biodiversity loss. The superfamily Platygastroidea is a dark taxon, with many superficial descriptions requiring examination of type material to characterize and revise species and genera. The Natural History Museum Vienna (Naturhistorisches Museum Wien) is arguably the most important historical collection of Platygastroidea in Central Europe. Type specimens from 85 species in 21 genera and three families are here catalogued and photographically illustrated, including previously undocumented types described by Förster, Kieffer, Nees von Esenbeck, and Ratzeburg. Lectotypes are designated for *Anteris bicolor* Kieffer, *Anteris simulans* Kieffer, *Hadronotus laticeps* Kieffer, *Leptacis foersteri* Kieffer, *Plastogryon investis* Kieffer, *Plastogryon sagax* Kieffer, *Prophanurus mayri* Kieffer, and *Telenomus laeviceps* Förster. *Trissolcus schimitsheki* (Szelényi) syn. nov. is treated as a junior synonym of *Trissolcus scutellaris* (Thomson) and *Telenomus nomas* Förster syn. nov. is treated as a junior synonym of *Trissolcus semistriatus* (Nees). *Baeus maculatus* (Förster) comb. nov. is transferred from *Telenomus*. Historical, taxonomic, and curatorial remarks are included, providing an essential foundation for revisionary work on the Platygastroidea of Central Europe and beyond.

Keywords. Digitization, parasitoid wasps, Platygastriidae, Scelionidae, Sparasionidae.

Awad J., Zimmermann D. & Talamas E. 2024. A photographic type catalogue of Platygastroidea (Insecta, Hymenoptera) in the Natural History Museum Vienna. *European Journal of Taxonomy* 938: 1–58.
<https://doi.org/10.5852/ejt.2024.938.2565>

Introduction

The insect fauna of Central Europe is in decline, with a significant decrease in the biomass of flying insects over the last 30 years (Sorg *et al.* 2013; Hallmann *et al.* 2017). Changes in species composition remain to be understood, particularly for “dark taxa” such as Platygastroidea (Hausmann *et al.* 2020). These small parasitoid wasps are highly abundant and diverse, but diagnostically challenging due to their size, subtle variation, and history of taxonomic confusion. Due to an abundance of superficial descriptions, type material is essential for the identification of platygastroid species and for the documentation of biodiversity loss over time.

The Naturhistorisches Museum Wien (NHMW) houses one of Europe’s historically most significant collections of Platygastroidea and probably the most important one for the platygastroid fauna of Central Europe. This region also has special status because many of the oldest species names came from European authors such as Latreille, Nees von Esenbeck, Ratzeburg, Förster, Mayr, and Kieffer (Vlug 1995). In order to resolve synonymies and overcome taxonomic impediments, it is first necessary to characterize the historical type material. The development of robust species concepts for the earliest names elucidates not only the imperiled fauna of Central Europe, but also provides a foundation for revisionary works on a larger geographical scale.

History of the collection

The Platygastroidea of NHMW can be traced back to the early 19th century. Only a few specimens remain from the original k.k. zoologisches Hofcabinet (natural history cabinet of the Habsburg imperial court), most of which was destroyed by fire during the Vienna Uprising of 1848. The remaining collection was transferred to a dedicated building (NHMW) and Franz Friedrich Kohl (1851–1924) was designated as the first curator of Hymenoptera (Maidl 1925). Starting from a single cabinet of Hymenoptera, he built a collection that filled an entire room. The most important historical acquisition of parasitic Hymenoptera was the purchase of the Gustav Mayr Collection in 1908. Gustav Mayr (1830–1908) bequeathed his Hymenoptera collection to the Zoologisch-Botanische Gesellschaft (Zoological-Botanical Society), of which he was a founding member and to which he was very committed. Since the society did not own and curate any zoological collections itself, it sold the specimens to the NHMW (Kohl 1908) for 8000 crowns (equivalent to about 60 000 € in 2023). Besides a large collection of Formicidae, Cynipidae and amber fossils, it also included 27 drawers of Chalcidoidea and Proctotrupeoidea *sensu lato*, containing 2800 specimens and 186 types of species described by Mayr (Kohl 1908, letter in NHMW).

Although Mayr is best remembered as a myrmecologist, he was responsible for obtaining and curating a large number of important platygastroid specimens. The collection of Arnold Förster is perhaps the largest and most significant of these. Vlug (1973) catalogued the types of Förster’s Platygastridae in the NHMW, including many lectotype designations and notes on original specimens obtained from species’ authors. Mayr also acquired specimens from the collections of Eduard Graeffe, Julius Theodor Christian Ratzeburg, and others. Additionally, Mayr’s own specimens, including type series of his telenomine species, form a significant portion of the scelionid holdings. Some of the oldest specimens in the NHMW were contributed by the Austrian forest entomologist Vincenz Kollar (1797–1860) and described by Mayr in the genus *Telenomus* Haliday. Other candidates for the oldest specimens are the original exemplars provided to Förster by Christian Gottfried Daniel Nees von Esenbeck (1776–1858), generally abbreviated as “Nees”.

The Mayr collection is integrated in the Platygastroidea Collection of the NHMW, which has not been rearranged since the first half of the 20th century. It is sorted according to acquisition numbers which are attached to old, handwritten labels with the species epithet, and in an order that might date back to

Franz Friedrich Kohl or his successor Franz Maidl. Although some old catalogues are preserved in the Collection, no entries referring to the respective species numbers could be found.

Jean-Jacques Kieffer (1857–1925) took at least one large loan of Platygastroidea from the NHMW. These formed the basis for numerous new species descriptions, particularly in Kieffer (1908) and Kieffer (1914). However, the type material in this loan was rarely marked as such and it is possible that he described the species from his notes and drawings long after the loan was returned. The NHMW therefore contains an unknown number of Kieffer types, the recognition of which requires a certain amount of historical scholarship and deductive reasoning.

The original labels in the NHMW include many nomina nuda, primarily attributed to Förster and Ogloblin. These are incorporated into the numbering system and there is no way for the casual observer to assess the validity or availability of these names. The list of nomina nuda is too long to include here; however, this catalogue should be a helpful reference for future visitors to the collection, at least as far as types are concerned. The present study documents type material of 85 species, 12 of which are type species of genera, and 21 of which were previously unrecorded in the literature.

Methods

Images were produced with a Macropod imaging system consisting of a Canon EOS 6D Mark II camera, EF 70–200 mm lens, and 10× and 20× M Plan APO Mitutoyo objective lenses. Microphotography software included EOS 6D Mark II camera utility and Helicon Focus Pro ver. 6.8.0 for image stacking. Adobe Photoshop was used for addition of scale bars and post processing. Images of primary types were published to Zenodo (Tables 1–3).

Taxonomic classification follows the works of Johnson (1992), Vlug (1995), and Chen *et al.* (2021). We selected lectotypes from syntype series where one specimen was clearly better preserved than the rest of its syntype cohort or preserved in a manner that allowed for photography of diagnostic characters. In doing so, the images that we provide for these species are of the name-bearing types, which is of taxonomic value and will reduce future handling of old and delicate specimens. For syntypes where there was no clear candidate for lectotype, we leave type designations to be performed in the context of more specialized work.

Results

Taxonomy

Class Insecta Linnaeus, 1758
Order Hymenoptera Linnaeus, 1758
Superfamily Platygastroidea Haliday, 1833
Family Platygastriidae Haliday, 1833

Genus *Acerotella* Masner, 1964

Acerotella Masner, 1964: 148. Type species *Acerota evanescens* Kieffer, 1914 by original designation.

Acerotella evanescens (Kieffer, 1914)

Acerota evanescens Kieffer, 1914: 369–371. Type locality: Germany, Aachen.

Acerotella evanescens – Masner 1964: 148. — Awad *et al.* 2023b: 5, fig. 1 (lectotype designation).

Material examined

Lectotype

GERMANY • 1 ♀ (right of pin); Aachen; A. Förster leg.; NHMW-HYM#0005406.

Paralectotypes

GERMANY • 1 ♀ (same pin as lectotype); same data as for lectotype; NHMW-HYM#0005406 • 2 ♀♀; same data as for lectotype; NHMW-HYM#0005405 • 6 ♂♂; same data as for lectotype; NHMW-HYM#0005407.

Genus *Allotropia* Förster, 1856

Allotropia Förster, 1856: 106, 109. Type species *Inostemma mecrida* Walker, 1835 by monotypy.

Allotropia mecrida (Walker, 1835)

Inostemma mecrida Walker, 1835: 273. Type locality: England, near London.

Allotropia mecrida – Förster 1856: 109. — Vlug & Graham 1984 (lectotype designation).

Material examined

Lectotype

[ENGLAND] • 1 ♂; [A. Haliday leg.]; original exemplar; NHMW-HYM#0005310.

Genus *Amblyaspis* Förster, 1856

Amblyaspis Förster, 1856: 107, 112. Type species *Platygaster tritici* Walker, 1835 by subsequent designation by Vlug (1995: 12).

Amblyaspis forticornis (Nees, 1834)

Platygaster forticornis Nees, 1834: 308. Type locality: Germany, Sickershausen.

Amblyaspis forticornis – Vlug 1973: 180. — Awad *et al.* 2023b: 7, fig. 3 (neotype designation).

Material examined

Neotype

[GERMANY] • 1 ♀; original exemplar; NHMW-HYM#0005324.

Amblyaspis walkeri Förster, 1861

Amblyaspis walkeri Förster, 1861: 41. Type locality: Switzerland, Val Roseg.

Amblyaspis walkeri – Vlug 1973: 177 (lectotype designation).

Material examined

Lectotype

SWITZERLAND • 1 ♀; Rosegg-Thal [Val Roseg]; [July 1861]; [A. Förster leg.]; NHMW-HYM#0005322.

Genus *Isocybus* Förster, 1856

Isocybus Förster, 1856: 108, 114–115. Type species *Platygaster grandis* Nees, 1834 by subsequent designation by Ashmead (1893: 327).

Isocybus grandis (Nees, 1834)

Platygaster grandis Nees, 1834: 300–301. Type locality: Germany, Lower Franconia.

Isocybus grandis – Dalla Torre 1898: 469. — Awad *et al.* 2023b: 13, fig. 7 (neotype designation).

Material examined

Neotype

[GERMANY] • 1 ♀ (top left); original exemplar; NHMW-HYM#0005320.

Other material

[GERMANY] • 2 ♀♀; original exemplar; same pin as neotype • 1 ♀, original exemplar.

Remarks

The specimens marked “original exemplar” are damaged, including the neotype, which is missing its metasoma. Additional specimens identified as *I. grandis* by Förster are not conspecific with the specimens obtained from Nees.

Genus *Leptacis* Förster, 1856

Leptacis Förster, 1856: 107, 112–113. Type species *Ichneumon tipulae* Kirby, 1798 by subsequent designation by Ashmead (1893: 270).

Xestonotus Förster, 1856: 107, 112. Type species *Xestonotus andriciphilus* Ashmead, 1887 by first subsequent inclusion.

Miramblyaspis Dodd, 1914: 91. Type species *Miramblyaspis mirabilis* Dodd, 1914 by monotypy.

Tricholeptacis Kieffer, 1914: 357. Type species *Amblyaspis verticillatus* Ashmead, 1894 by monotypy and original designation.

Proleptacis Kieffer, 1926: 632, figs 254–257. Type species *Leptacis foersteri* Kieffer, 1914 by original designation.

Prosamblyaspis Kieffer, 1926: 610, fig. 248. Type species *Amblyaspis flavosignatus* Kieffer, 1912 by monotypy.

Anacoryphe Debauche, 1947: 274–278, figs 19–21. Type species *Anacoryphe orchymonti* Debauche, 1947 by monotypy and original designation.

Mandraka Risbec, 1953: 343–344, figs 22–23, 25. Type species *Mandraka pauliani* Risbec, 1953 by monotypy.

Xestonotus – Ghesquière 1948: 44.

Proleptacis – Masner 1960: 3.

Mandraka – Masner 1960: 3.

Tricholeptacis – Masner 1965: 135.

Prosamblyaspis – Masner 1965: 134.

Miramblyaspis – Huggert 1976: 220.

Anacoryphe – Kozlov 1978: 660–661.

Leptacis foersteri Kieffer, 1914

Fig. 1

Leptacis foersteri Kieffer, 1914: 414. Type locality: Germany, Aachen.

Proleptacis foersteri – Kieffer 1926: 632–633.

Material examined

Lectotype (here designated)

GERMANY • 1 ♀; Aachen; A. Förster leg.; NHMW-HYM#0006906.

Remarks

Kieffer described *Leptacis foersteri* from the Förster collection. Kieffer often gave these species the names that Förster intended but never published (*nomina nuda*), but in this case, he chose not to. The specimen under the *nomen nudum* “*acanthophora*” (Fig. 1) matches the descriptions given by Kieffer (1914, 1926). Although he wrote that the specimen was a male, he was mistaken, possibly confused by the narrow clava. The antenna of the lectotype is consistent with the illustration in Kieffer (1926).

Leptacis nydia (Walker, 1835)

Platygaster nydia Walker, 1835: 221. Type locality: England.

Leptacis torispinula Huggert, 1980: 109–111, figs 35–39. Type locality: Slovenia.

Leptacis nydia – Kieffer 1926: 640. — Vlug & Graham 1984: 120 (lectotype designation).

Leptacis torispinula – Vlug 1985: 213.

Material examined

Paratypes of *Leptacis torispinula* Huggert

[GERMANY] • 2 ♀♀; NHMW-HYM#0005318.

Leptacis spinigera (Nees, 1834)

Platygaster spiniger Nees, 1834: 304. Type locality: Germany, Sickershausen.

Platygaster spinipes – Dalla Torre 1898: 476 (misprint).

Platygaster spinigera – Kieffer 1926: 831 (emendation).

Leptacis spinigera – Awad *et al.* 2023b: 18, fig. 10 (lectotype designation).

Material examined

Lectotype

[GERMANY] • 1 ♀ (top specimen); [Nees von Esenbeck leg.]; NHMW-HYM#0005297.

Paralectotypes

[GERMANY] • 3 specimens (same pin as lectotype); same data as for lectotype.

Leptacis tipulae (Kirby, 1798)

Ichneumon tipulae Kirby, 1798: 232. Type locality: England, Barham.

Platygaster scutellaris Nees, 1834: 309. Type locality: Germany, Sickershausen.

Leptacis scutellaris Thomson, 1859: 76. Type locality: Sweden.

Platygaster tipulae – Walker 1835: 220, pl. 12 figs 7–9.

Leptacis tipulae – Kieffer 1926: 638–639, fig. 259. — Masner 1965: 135 (neotype designation). — Huggert 1980: 107–109, figs 30–34 (redescription).

Leptacis scutellaris – Kieffer 1926: 639 — Huggert 1980: 107 (lectotype designation).

Leptacis scutellaris – Huggert 1980: 107 (lectotype designation).

Material examined

Paralectotype of *Leptacis scutellaris* Thomson

[SWEDEN] • 1 ♀; [Thomson leg.]; NHMW-HYM#0005317.

Remarks

The paralectotype of *L. scutellaris* Thomson, 1859, is mistakenly placed under the name *L.* (Nees, 1834) in the collection. The specimen is card-mounted with one antenna on a small slide below.

Genus *Metaclisis* Förster, 1856

Metaclisis Förster, 1856: 106, 109. Type species *Inostemma areolata* Haliday, 1835 by monotypy.

Parinostemma Kieffer, 1914: 355. Type species *Inostemma quinda* Walker, 1842 by monotypy and original designation.

Parinostemma – Masner 1965: 131.

Metaclisis monheimi (Förster, 1861)

Monocrita Monheimii Förster, 1861: 42. Type locality: Switzerland, Val Roseg.

Monocrita monheimi – Kieffer 1926: 568 (emendation).

Metaclisis monheimi – Vlug 1973: 176–177 (lectotype designation).

Material examined

Lectotype

SWITZERLAND • 1 ♀; Rosegg-Thal [Val Roseg]; [July 1861]; [A. Förster leg.]; NHMW-HYM#0005321.

Paralectotypes

SWITZERLAND • 3 specimens; same data as for lectotype.

Genus *Platygaster* Latreille, 1809

Platygaster Latreille, 1809: 31–32. Type species *Scelio ruficornis* Latreille, 1805 by monotypy.

Epimeces Westwood, 1833: 421. Type species *Epimeces ensifer* Westwood, 1833 by subsequent designation by Muesebeck & Walkley (1956: 351). Preoccupied by *Epimeces* Billberg, 1820.

Polygnotus Förster, 1856: 108, 115, 166. Type species *Platygaster striolatus* Nees, 1834 by original designation.

Hypocampsis Förster, 1856: 108, 115. Type species *Hypocampsis hyalinata* Thomson, 1859 by subsequent designation by Ashmead (1903: 98).

Isorhombus Förster, 1856: 107, 113. Type species *Isorhombus hyalinipennis* Ashmead, 1887 by first subsequent inclusion.

Coelopelta Ashmead, 1893: 289–290, fig. 12.6. Type species *Coelopelta mirabilis* Ashmead, 1893 by monotypy and original designation.

Aneuron Brues, 1910: 49. Type species *Aneuron anormis* Brues, 1910 by monotypy and original designation.

Triplatygaster Kieffer, 1913a: 178. Type species *Platygaster contorticornis* Ratzeburg, 1844a by monotypy.

Misocyclops Kieffer, 1914: 353, 362. Type species *Platygaster ornatus* Kieffer, 1914 by monotypy.

Prosactogaster Kieffer, 1914: 352, 362, fig. 13.6. Type species *Platygaster lineatus* Kieffer, 1906 by subsequent designation by Muesebeck & Walkley (1956: 391).

Parepimeces Kieffer, 1926: 760. Replacement name for *Epimeces* Westwood, 1833.

Paracyclops Maneval, 1936a: 56–58, fig. 8. Type species *Paracyclops bettyae* Maneval, 1935 by monotypy and original designation. Preoccupied by *Paracyclops* Claus, 1893.

Urocyclops Maneval, 1936b: 142. Replacement name for *Urocyclops* Maneval, 1936.

Pyrgaspis Kozlov, 1967: 715. Type species *Pyrgaspis haloxylonomyiae* Kozlov, 1967 by monotypy and original designation.

Anirama Kozlov, 1970: 224. Type species *Platygaster marikovskii* Kozlov, 1967 by monotypy and original designation.

Criomica Kozlov, 1975b: 965. Type species *Criomica viktorovi* Kozlov, 1975b by monotypy and original designation.



Fig. 1. *Leptacis foersteri* Kieffer, lectotype female, NHMW-HYM#0006906. **A.** Anterior habitus. **B.** Lateral habitus. **C.** Dorsal habitus.

Epimeces – Walker 1835: 243.
Coelopelta – Fouts 1920: 67.
Hypocampsis – Fouts 1920: 67.
Polygnotus – Fouts 1920: 67.
Aneurion – Fouts 1924: 23.
Isorhombus – Fouts 1924: 51.
Triplatygaster – Szelényi 1938: 100–101.
Misocyclops – Masner 1965: 135.
Parepimeces – Masner 1965: 135.
Prosactogaster – Masner 1965: 135.
Urocyclops – Huggert 1974: 58.
Anirama – Talamas & Buffington 2014: 105, figs 7–9, 11.
Criomica – Talamas & Buffington 2014: 106–107, figs 12–14.
Pyrgaspis – Talamas & Buffington 2014: 107–108, figs 15–18.

***Platygaster brevicornis* Förster, 1861**

Platygaster brevicornis Förster, 1861: 42. Type locality: Switzerland, Val Roseg.

Material examined

Holotype

SWITZERLAND • 1 ♂; Rosegg-Thal [Val Roseg]; [July 1861]; [A. Förster leg.]; NHMW-HYM#0005286.

***Platygaster corvina* Förster, 1861**

Platygaster corvinus Förster, 1861: 41–42. Type locality: Switzerland, Val Roseg.

Platygaster henkvlugi Buhl, 1996: 221–222, figs 4–6.

Platygaster corvina – Vlug 1995: 51 (emendation). — Awad *et al.* 2023b: 27, fig. 16 (lectotype designation).

Platygaster henkvlugi – Awad *et al.* 2023b: 26–27, fig. 16.

Material examined

Lectotype

SWITZERLAND • 1 ♀; Rosegg-Thal [Val Roseg]; [July 1861]; [A. Förster leg.]; NHMW-HYM#0005296.

Remarks

Platygaster henkvlugi Buhl, 1996, is an objective junior synonym of *P. corvina* Förster, 1861, being based on the same type specimen. An additional two male specimens identified by Förster have no type status.

***Platygaster lata* Förster, 1861**

Platygaster latus Förster, 1861: 42. Type locality: Switzerland, Val Roseg.

Platygaster lata – Dalla Torre 1898: 474 (emendation).

Material examined

Holotype

SWITZERLAND • 1 ♀; Rosegg-Thal [Val Roseg]; [July 1861]; [A. Förster leg.]; NHMW-HYM#0005285.

Platygaster opaca Ruthe, 1859

Platygaster opacus Ruthe, 1859: 313. Type locality: Iceland.

Platygaster opaca – Dalla Torre 1898: 475 (emendation).

Material examined

Holotype

ICELAND • 1 ♀; [Staudinger leg.]; NHMW-HYM#0009552.

Platygaster picipes Förster, 1861

Platygaster picipes Förster, 1861: 42. Type locality: Switzerland, Val Roseg.

Platygaster picipes Förster, 1861 – Vlug 1973: 178 (lectotype designation).

Material examined

Lectotype

SWITZERLAND • 1 ♂; Rosegg-Thal [Val Roseg]; [July 1861]; [A. Förster leg.]; NHMW-HYM#0005281.

Paralectotypes

SWITZERLAND • 2 ♀♀; (same pin as lectotype); same data as for lectotype; NHMW-HYM#0005281
• 3 specimens; same data as for lectotype; NHMW-HYM#0006868.

Platygaster signata (Förster, 1861)

Polygnotus signatus Förster, 1861: 41. Type locality: Switzerland, Val Roseg.

Platygaster signatus – Vlug 1973: 178.

Platygaster signata – Vlug 1995: 65 (emendation).

Material examined

Holotype

SWITZERLAND • 1 ♀; Rosegg-Thal [Val Roseg]; [July 1861]; [A. Förster leg.]; NHMW-HYM#0005301.

Platygaster splendidula Ruthe, 1859

Platygaster splendidulus Ruthe, 1859: 313. Type locality: Iceland.

Platygaster hirticornis Förster, 1861: 42. Type locality: Switzerland, Val Roseg.

Platygaster lissonotus Förster, 1861: 42. Type locality: Switzerland, Val Roseg.

Platygaster lissonota – Dalla Torre 1898: 474 (emendation). — Buhl 1996: 225, figs 13–15.

Platygaster splendidula – Dalla Torre 1898: 476 (emendation).

Platygaster hirticornis – Buhl 1996: 223, figs 7–9.

Material examined

Syntypes of *Platygaster splendidulus* Ruthe

ICELAND • 2 specimens; 19 Jun. 1856; [Staudinger leg.]; NHMW-HYM#0005300.

Holotype of *Platygaster hirticornis* Förster

SWITZERLAND • 1 ♂; Rosegg-Thal [Val Roseg]; [July 1861]; [A. Förster leg.]; NHMW-HYM#0005284.

Lectotype of *Platygaster lissonotus* Förster

SWITZERLAND • 1 ♂; same data as for holotype; NHMW-HYM#0005282.

Paralectotype of *Platygaster lissonotus* Förster

SWITZERLAND • 1 ♂; same data as for holotype; NHMW-HYM#0005283.

***Platygaster striolata* Nees, 1834**

Platygaster striolatus Nees, 1834: 301. Type locality: Germany, Sickershausen.

Polygnotus striolatus – Förster 1856: 116.

Platygaster striolata – Awad *et al.* 2023b: 31, fig. 17 (neotype designation).

Material examined

Neotype

[GERMANY] • 1 ♀; [Nees von Esenbeck leg.]; NHMW-HYM#0005313.

***Platygaster subtilis* Förster, 1861**

Platygaster subtilis Förster, 1861: 42. Type locality: Switzerland, Val Roseg.

Platygaster subtilis – Vlug 1973: 178 (lectotype designation).

Material examined

Lectotype

SWITZERLAND • 1 ♂; Rosegg-Thal [Val Roseg]; [July 1861]; [A. Förster leg.]; NHMW-HYM#0005280.

Paralectotype

SWITZERLAND • 1 ♂; same data as for lectotype; NHMW-HYM#0006869.

***Platygaster tenuicornis* Förster, 1861**

Platygaster tenuicornis Förster, 1861: 42. Type locality: Switzerland, Val Roseg.

Platygaster tenuicornis – Vlug 1973: 178–179 (lectotype designation).

Material examined

Lectotype

SWITZERLAND • 1 ♂; Rosegg-Thal [Val Roseg]; [July 1861]; [A. Förster leg.]; NHMW-HYM#0005288.

Platygaster tisia Walker, 1835

Platygaster tisia Walker, 1835: 247. Type locality: England, near London.

Platygaster siphon Förster, 1841: 46, fig. 24. Type locality: Switzerland, Val Roseg.

Platygaster tisia – Vlug & Graham 1984: 128 (lectotype designation).

Platygaster siphon – Buhl 1996: 229–230, figs 25–27. — Vlug 1973: 178 (lectotype designation).

Material examined

Lectotype of *Platygaster siphon* Förster

[GERMANY] • 1 ♀; original exemplar; NHMW-HYM#0005287.

Paralectotypes of *Platygaster siphon* Förster

[GERMANY] • 21 ♀♀; NHMW.

Genus *Synopeas* Förster, 1856

Synopeas Förster, 1856: 108, 114. Type species *Synopeas inerme* Thomson, 1859 by first subsequent inclusion.

Ectadius Förster, 1856: 108, 113. Type species *Platygaster craterus* Walker, 1835 by monotypy.

Polymecus Förster, 1856: 144. Unnecessary replacement name for *Ectadius* Förster, 1856.

Sactogaster Förster, 1856: 108, 113–114. Type species *Epimeces ventralis* Westwood, 1833 by subsequent designation by Ashmead (1893: 284).

Dolichotrypes Crawford & Bradley, 1911: 124–125, pl. 8. Type species *Dolichotrypes hopkinsi* Crawford & Bradley, 1911 by monotypy and original designation.

Stosta Kozlov, 1975a: 310–313. Type species *Stosta tosticola* Kozlov, 1975a by monotypy and original designation.

Haustagaster Szabó, 1979: 178–179. Type species *Haustagaster compressiventris* Szabó, 1981 by monotypy.

Dolichotrypes – Masner 1964: 149–150.

Ectadius – Masner 1965: 140.

Polymecus – Masner 1965: 140.

Sactogaster – Kozlov 1978: 1200.

Haustagaster – Szabó 1981: 285–286 (diagnosis) — Buhl 2000: 415–419.

Stosta – Talamas & Buffington 2014: 112–113, figs 29–32.

Synopeas curvicauda (Förster, 1856)

Sactogaster curvicauda Förster, 1856: 114. Type locality: Germany, Aachen.

Sactogaster longicauda Förster, 1856: 114. Type locality: Germany, Aachen.

Sactogaster pisi Förster, 1856: 114. Type locality: Germany, Krefeld.

Synopeas curvicauda – Vlug 1995: 77.

Synopeas longicauda – Vlug 1995: 79. — Buhl 1997: 25.

Synopeas pisi – Vlug 1995: 81. — Buhl 1997: 25.

Material examined

Lectotype of *Sactogaster curvicauda* Förster

GERMANY • 1 ♀; NHMW-HYM#0005303.

Lectotype of *Sactogaster longicauda* Förster

GERMANY • 1 ♀; NHMW-HYM#0005308.

Lectotype of *Sactogaster pisi* Förster

GERMANY • 1 ♀; Krefeld; Winnertz leg.; ex. *Contarinia pisi*; NHMW-HYM#0005309.

Paralectotype of *Sactogaster longicauda* Förster

GERMANY • 1 ♀, (same pin as lectotype); same data as for lectotype.

***Synopeas melampus* Förster, 1861**

Synopeas melampus Förster, 1861: 41. Type locality: Switzerland, Val Roseg.

Leptacis melampus – Vlug 1973: 177 (lectotype designation).

Synopeas melampus – Buhl 1997: 22–23, figs 5–8.

Material examined

Lectotype

SWITZERLAND • 1 ♀; Rosegg-Thal [Val Roseg]; [July 1861]; [A. Förster leg.]; NHMW-HYM#0005305.

Paralectotype

SWITZERLAND • 1 ♂; same data as for lectotype; NHMW-HYM#0005305.

***Synopeas nigriscapis* Förster, 1861**

Synopeas nigriscapis Förster, 1861: 41. Type locality: Switzerland, Val Roseg.

Synopeas nigriscapis – Vlug 1973: 178 (type information). — Buhl 1997: 27 (type missing).

Remarks

The male holotype is missing from its pin, and there are no other specimens identified as this species.

***Synopeas prospectum* Förster, 1861**

Synopeas prospectus Förster, 1861: 41. Type locality: Switzerland, Val Roseg.

Synopeas prospectus – Vlug 1973: 179 (lectotype designation).

Material examined

Lectotype

SWITZERLAND • 1 ♀; Rosegg-Thal [Val Roseg]; [July 1861]; [A. Förster leg.]; NHMW-HYM#0005306.

Other material

ITALY • 1 ♀; Monte Argentario, “Plateau Westl. Telegraphenstat.”; alt. 600 m.; Moczarski-Scherpeltz leg.; NHMW-HYM#0005307.

Table 1 (continued on next page). Types of Platygastriidae in the NHMW, with links to photographs.

CUID (Drawer)	Original combination	Valid name	Type status
NHMW-HYM#0005406 (34: 1081)	<i>Acerota evanescens</i> Kieffer, 1914	<i>Acerotella evanescens</i> (Kieffer, 1914)	Lectotype
NHMW-HYM#0005322 (34: 1101)	<i>Amblyaspis walkeri</i> Förster, 1861	<i>Amblyaspis walkeri</i> Förster, 1861	Lectotype
NHMW-HYM#0005310 (34: 1049)	<i>Inostemma mecrida</i> Walker, 1835	<i>Allotropa mecrida</i> (Walker, 1835)	lectotype
NHMW-HYM#0006906 (33:933)	<i>Leptacis foersteri</i> Kieffer, 1914	<i>Leptacis foersteri</i> Kieffer, 1914	Lectotype (here des.)
NHMW-HYM#0005317 (33: 930)	<i>Leptacis scutellaris</i> Thomson, 1859	<i>Leptacis tipulae</i> (Kirby, 1798)	Paralectotype
NHMW-HYM#0005318 (33: 928)	<i>Leptacis torispinula</i> Huggert, 1980	<i>Leptacis nydia</i> (Walker, 1835)	Paratype
NHMW-HYM#0005321 (34: 1051)	<i>Monocrita monheimii</i> Förster, 1861	<i>Metaclisis monheimi</i> (Förster, 1861)	Lectotypes
NHMW-HYM#0005286 (32: 848)	<i>Platygaster brevicornis</i> Förster, 1861	<i>Platygaster brevicornis</i> Förster, 1861	Holotype
NHMW-HYM#0005296 (32: 839)	<i>Platygaster corvinus</i> Förster, 1861	<i>Platygaster corvina</i> Förster, 1861	Lectotype
NHMW-HYM#0005324 (34: 1095)	<i>Platygaster forticornis</i> Nees, 1834	<i>Amblyaspis forticornis</i> (Nees, 1834)	Neotype
NHMW-HYM#0005320 (33: 989)	<i>Platygaster grandis</i> Nees, 1834	<i>Isocybus grandis</i> Nees, 1834	Neotype
NHMW-HYM#0005296 (32: 839)	<i>Platygaster henkvlugi</i> Buhl, 1996	<i>Platygaster corvina</i> Förster, 1861	Holotype
NHMW-HYM#0005284 (32: 846)	<i>Platygaster hirticornis</i> Förster, 1861	<i>Platygaster splendidula</i> Ruthe, 1859	Holotype
NHMW-HYM#0005285 (32: 847)	<i>Platygaster latus</i> Förster, 1861	<i>Platygaster lata</i> Förster, 1861	Holotype
NHMW-HYM#0005282 (32: 845)	<i>Platygaster lissonotus</i> Förster, 1861	<i>Platygaster splendidula</i> Ruthe, 1859	Lectotype
NHMW-HYM#0009552 (32: 916)	<i>Platygaster opacus</i> Ruthe, 1859	<i>Platygaster opaca</i> Ruthe, 1859	Holotype
NHMW-HYM#0006868 (32: 841)	<i>Platygaster picipes</i> Förster, 1861	<i>Platygaster picipes</i> Förster, 1861	Lectotype
NHMW-HYM#0005287 (32: 869)	<i>Platygaster siphon</i> Förster, 1861	<i>Platygaster tisas</i> Walker, 1835	Lectotype
NHMW-HYM#0005297 (32: 912)	<i>Platygaster spiniger</i> Nees, 1834	<i>Leptacis spinigera</i> (Nees, 1834)	Lectotype
NHMW-HYM#0005300 (32: 915)	<i>Platygaster splendidulus</i> Ruthe, 1859	<i>Platygaster splendidula</i> Ruthe, 1859	Syntypes
NHMW-HYM#0005313 (33: 1027)	<i>Platygaster striolatus</i> Nees, 1834	<i>Platygaster striolata</i> Nees, 1834	Neotype

Table 1 (continued). Types of Platygastriidae in the NHMW, with links to photographs.

CUID (Drawer)	Original combination	Valid name	Type status
NHMW-HYM#0005280 (32: 840)	<i>Platygaster subtilis</i> Förster, 1861	<i>Platygaster subtilis</i> Förster, 1861	Lectotype
NHMW-HYM#0005288 (32: 858)	<i>Platygaster tenuicornis</i> Förster, 1861	<i>Platygaster tenuicornis</i> Förster, 1861	Lectotype
NHMW-HYM#0005319 (33: 1022)	<i>Platygaster tristis</i> Nees, 1834	<i>Trichacis tristis</i> (Nees, 1834)	Neotype
NHMW-HYM#0005301 (33: 1036)	<i>Polygnotus signatus</i> Förster, 1861	<i>Platygaster signata</i> (Förster, 1861)	Holotype
NHMW-HYM#0005303 (33: 944)	<i>Sactogaster curvicauda</i> Förster, 1856	<i>Synopeas curvicauda</i> (Förster, 1856)	Lectotype
NHMW-HYM#0005308 (33: 947)	<i>Sactogaster longicauda</i> Förster, 1856	<i>Synopeas curvicauda</i> (Förster, 1856)	Lectotype
NHMW-HYM#0005309 (33: 946)	<i>Sactogaster pisi</i> Förster, 1856	<i>Synopeas curvicauda</i> (Förster, 1856)	Lectotype
NHMW-HYM#0005304 (33: 945)	<i>Sactogaster subaequalis</i> Förster, 1856	<i>Synopeas subaequale</i> (Förster, 1856)	Holotype
NHMW-HYM#0005305 (33: 955)	<i>Synopeas melampus</i> Förster, 1861	<i>Synopeas melampus</i> Förster, 1861	Lectotype
NA (33: 954)	<i>Synopeas nigriscapis</i> Förster, 1861	<i>Synopeas nigriscapis</i> Förster, 1861	Holotype (missing)
NHMW-HYM#0005306 (33: 974)	<i>Synopeas prospectus</i> Förster, 1861	<i>Synopeas prospectum</i> Förster, 1861	Lectotype
NHMW-HYM#0005302 (33: 956)	<i>Synopeas rigidicornis</i> Förster, 1861	<i>Synopeas rigidicornis</i> Förster, 1861	Holotype
NHMW-HYM#0009557, 58 (33: 962)	<i>Synopeas talhouki</i> Vlug, 1976	<i>Synopeas talhouki</i> Vlug, 1976	Paratypes

Synopeas rigidicornis Förster, 1861

Synopeas rigidicornis Förster, 1861: 41. Type locality: Switzerland, Val Roseg.

Leptacis rigidicornis – Vlug 1973: 177.

Synopeas rigidicornis – Buhl 1997: 24–25, figs 9–12.

Material examined**Holotype**

SWITZERLAND • 1 ♂; Rosegg-Thal [Val Roseg]; [July 1861]; [A. Förster leg.]; NHMW-HYM#0005302.

Synopeas subaequale (Förster, 1856)

Sactogaster subaequalis Förster, 1856: 114. Type locality: Germany, Aachen.

Synopeas subaequalis – Vlug 1995: 82.

Synopeas subaequale – Awad *et al.* 2023b: 33 (emendation).

Material examined

Holotype

[GERMANY] • 1 ♀; NHMW-HYM#0005304.

Remarks

The head and mesosoma of the holotype are somewhat crushed.

Synopeas talhouki Vlug, 1976

Synopeas talhouki Vlug, 1976: 262–266, figs 1–6. Type locality: Lebanon, Blat.

Material examined

Paratypes

LEBANON • 1 ♀, 1 ♂; Blat; Feb. 1975; alt. 110 m; A.S. Talhouk leg.; *Odinadiplosis amygdali* galls on *Prunus amygdalus*; NHMW-HYM#0009557, 9558.

Genus *Trichacis* Förster, 1856

Trichacis Förster, 1856: 108, 115. Type species *Platygaster pisis* Walker, 1835 by subsequent designation by Ashmead (1893: 294).

Trichasis Thomson, 1859: 78. (misspelling).

Trichacis tristis (Nees, 1834)

Platygaster tristis Nees, 1834: 302–303. Type locality: Germany, Sickershausen.

Platygaster didas Walker, 1835: 240. Type locality: England, near London.

Platygaster pisis Walker, 1835: 239. Type locality: England, near London.

Platygaster remulus Walker, 1835: 239–240. Type locality: England, near London.

Trichacis abdominalis Thomson, 1859: 79. Type locality: Sweden, Skåne.

Trichacis opaca Thomson, 1859: 78–79. Type locality: Sweden, Ringsjön.

Trichacis illusor Kieffer, 1916: 564. Type locality: Italy, Trieste.

Trichacis illusor fusca Kieffer, 1916: 565. Type locality: Italy, Trieste.

Trichacis illusor illusor Kieffer, 1926: 713–714, fig 294. Type locality: Italy, Trieste.

Trichacis pulchricornis Szelenyi, 1953: 484–485. Type locality: Hungary, Bátorliget.

Trichacis bidentiscutum Szabó, 1981: 289–290. Type locality: Hungary, Újszentmargita.

Trichacis fusciala Szabó, 1981: 289. Type locality: Hungary, Hortobágy.

Trichacis hajduica Szabó, 1981: 288. Type locality: Hungary, Újszentmargita.

Trichacis quadriclava Szabó, 1981: 290. Type locality: Hungary, Újszentmargita.

Trichacis nosferatus Buhl, 1997: 97, figs 13–16. Type locality: Norway, Tofteholmen.

Trichacis vitreus Buhl, 1997: 96, figs 9–12. Type locality: Greece, Peloponnese.

Trichacis weiperti Buhl, 2019: 344–345, figs 9–10. Type locality: Germany, Thuringia.

Trichacis persicus Asadi & Buhl, 2021: 333–335, fig. 1. Type locality: Iran, West-Azerbaijan.

Trichacis didas – Förster 1856: 115. — Vlug & Graham 1984: 131 (lectotype designation). — Awad *et al.* 2023a: 565, fig. 4c.

Trichacis pisis – Förster 1856: 115. — Vlug & Graham 1984: 131 (lectotype designation). — Awad *et al.* 2023a: 565, fig. 4d.

Trichacis remulus – Förster 1856: 115. — Vlug & Graham 1984: 131 (lectotype designation). — Awad *et al.* 2023a: 565, fig. 4e.

- Trichacis tristis* – Kieffer 1926: 712–713, fig. 293. — Awad *et al.* 2023b: 38, fig. 23 (neotype designation).
- Trichacis opaca* – Buhl 1998: 322, figs 103–107 (lectotype designation) — Buhl & Notton 2009: 1700 (junior synonym of *Platygaster pisis* Walker, 1835).
- Trichacis abdominalis* – Awad *et al.* 2023a: 565.
- Trichacis illusor* – Awad *et al.* 2023a: 565.
- Trichacis illusor fusca* – Awad *et al.* 2023a: 565.
- Trichacis illusor illusor* – Awad *et al.* 2023a: 565.
- Trichacis pulchricornis* – Awad *et al.* 2023a: 566.
- Trichacis bidentiscutum* – Awad *et al.* 2023a: 566.
- Trichacis fusciala* – Awad *et al.* 2023a: 566.
- Trichacis hajduica* – Awad *et al.* 2023a: 566.
- Trichacis quadriclava* – Awad *et al.* 2023a: 566.
- Trichacis nosferatus*, – Awad *et al.* 2023a: 566, fig. 4g.
- Trichacis vitreus* – Awad *et al.* 2023a: 566.
- Trichacis weiperti* – Awad *et al.* 2023a: 566, fig. 4h.
- Trichacis persicus* – Awad *et al.* 2023a: 566.

Material examined

Neotype

[GERMANY] • 1 ♀; original exemplar; NHMW-HYM#0005319.

Family **Scelionidae** Haliday, 1839

Genus ***Anteris*** Förster, 1856

- Anteris* Förster, 1856: 101, 103. Type species *Anteris bilineata* Thomson, 1859 by subsequent designation by Muesebeck & Walkley (1956: 330).
- Paratrimorus* Kieffer, 1908: 119, 138. Type species *Paratrimorus perplexus* Kieffer, 1908 by monotypy.
- Trichacolus* Kieffer, 1912: 89, 107. Type species *Anteris bilineata* Thomson, 1859 by subsequent designation by Muesebeck & Walkley (1956: 404).
- Trichacolus* – Muesebeck & Walkley 1956: 404.
- Paratrimorus* – Kozlov : 38.

Anteris simulans Kieffer, 1908

Anteris simulans Kieffer, 1908: 139–140. Type locality: Germany, Aachen.

Material examined

Lectotype (here designated)

GERMANY • 1 ♀ (farthest from pin); Aachen; A. Förster leg.; NHMW-HYM#0005335.

Paralectotypes (here designated)

GERMANY • 5 ♀♀ (same pin as lectotype); same data as for lectotype; NHMW-HYM#0005335 • 3 ♂♂; NHMW-HYM#0005337.

Genus *Apegus* Förster, 1856

Apegus Förster, 1856: 101, 104. Type species *Apegus leptocerus* Förster, 1856 by monotypy.

Apegus brevicornis Kieffer, 1908

Apegus brevicornis Kieffer, 1908: 150, 157. Type locality: Italy, Trieste.

Material examined

Holotype

ITALY • 1 ♂; Trieste; NHMW-HYM#0005340.

Apegus leptocerus Förster, 1856

Apegus leptocerus Förster, 1856: 105. Type locality: Germany, Aachen.

Material examined

Holotype

GERMANY • 1 ♀; Aachen; A. Förster leg.; NHMW-HYM#0005332.

Apegus longicornis Kieffer, 1908

Apegus longicornis Kieffer, 1908: 150, 156–157. Type locality: Croatia, Volosko.

Material examined

Holotype

CROATIA • 1 ♂; Volosko; NHMW-HYM#0005356.

Genus *Baeus* Haliday, 1833

Baeus Haliday, 1833: 1270. Type species *Baeus semulinum* Haliday, 1833 by monotypy.

Hyperbaeus Förster, 1856: 100, 102. Unnecessary replacement name for *Baeus* Haliday, 1833.

Psilobaeus Kieffer, 1926: 132, 150. Type species *Baeus curvatus* Kieffer, 1926 by monotypy.

Anabaeus Ogloblin, 1957. Type species *Baeus (Anabaeus) ventricosus* Ogloblin, 1957 by monotypy.

Psilobaeus – Masner 1965: 67.

Anabaeus – Johnson 1992: 345.

Baeus maculatus (Förster, 1841) comb. nov.

Fig. 2

Teleas maculatus Förster, 1841: 46. Type locality: Germany.

Telenomus maculatus – Dalla Torre 1898: 598. — Kieffer 1926: 885.

Prophanurus maculatus – Kieffer 1912: 61.

Material examined

Holotype

[GERMANY] • 1 ♂; NHMW-HYM#0006908.

Remarks

Baeus maculatus (Fig. 2) now has the rare distinction of having been classified in each of the three subfamilies of Scelionidae. We transfer this species to *Baeus* based on characters used to identify males




Fig. 2. *Baeus maculatus* (Förster) comb. nov., holotype male, NHMW-HYM#0006908. A. Lateral habitus. B. Labels. C. Head in anterior view. D. Dorsal habitus.

of this genus in Masner (1976): filiform antennae, T2 larger than T3, fore wings narrow. The loosely appressed laterotergites are an important character for identifying male *Baeus*, but are challenging to see clearly on the holotype specimen because of how it is mounted. However, the appearance of the metasoma matches other male *Baeus* examined by the authors. The presence of a basal vein in the fore wing, used as a diagnostic character by Masner (1976), is not clearly visible in the images of the holotype. This may be an artefact of photography or preservation, or it may simply be absent in this species.

Genus *Ceratobaeus* Ashmead, 1893

Ceratobaeus Ashmead, 1893: 167, 175. Type species *Ceratobaeus cornutus* Ashmead, 1893 by original designation.

Ceratobaeus – Huggert 1979: 60 (subgenus of *Idris* Förster, 1856). — Iqbal & Austin 2000: 5, 19, 22 (removed from synonymy).

Remarks

Ceratobaeus may be best treated as a junior synonym of *Idris* (Talamas & Buffington 2015), but it has not been formally returned to synonymy since its resurrection by Iqbal & Austin (2000). Without an analysis to support reclassification of these genera, we make no changes to the current status of *Ceratobaeus*.

Genus *Ceratobaeus pedestris* Kieffer, 1908

Ceratobaeus pedestris Kieffer, 1908: 186. Type locality: Italy, Trieste.

Idris pedestris (Kieffer, 1908) – Huggert 1979: 9, 57.

Material examined

Holotype

ITALY • 1 ♀; Trieste; NHMW-HYM#0005381.

Genus *Gryon* Haliday, 1833

Gryon Haliday, 1833: 271. Type species *Gryon misellum* Haliday, 1833 by monotypy.

Acolus Förster, 1856: 100, 102. Type species *Acolus opacus* Thomson, 1859 by subsequent designation by Ashmead (1903: 90).

Plastogryon Kieffer, 1908: 119, 141. Type species *Plastogryon foersteri* Kieffer, 1908 by subsequent designation by Brues (1908: 51).

Psilacolus Kieffer, 1908: 179–180. Type species *Acolus xanthogaster* Ashmead, 1893 by subsequent designation by Kieffer (1926: 152).

Holacolus Kieffer, 1912: 89, 106. Type species *Acolus opacus* Thomson, 1859 by subsequent designation by Muesebeck & Walkley (1956: 359).

Plesiobaeus Kieffer, 1913a 229, 282. Type species *Plesiobaeus hospes* Kieffer, 1913b by monotypy.

Hadronotellus Kieffer, 1917: 341. Type species *Hadronotellus pedester* Kieffer, 1917 by monotypy and original designation.

Heterogryon Kieffer, 1926: 271, 446, 448. Type species *Plastogryon sagax* Kieffer, 1908 by subsequent designation by Muesebeck & Walkley (1956: 359).

Eremioscelio Priesner, 1951: 129. Type species *Eremioscelio cydnoides* Priesner, 1951 by monotypy and original designation.

- Hungarogryon* Szabó, 1966: 422–443. Type species *Hungarogryon moczari* Szabó, 1966 by monotypy and original designation.
- Masneria* Szabó, 1966: 422, 442. Type species *Hadronotus lymantriae* Masner, 1958 by monotypy and original designation.
- Pannongryon* Szabó, 1966: 422, 435. Type species *Pannongryon szelenyii* Szabó, 1966 by original designation.
- Sundholmia* Szabó, 1966: 422, 438. Type species *Sundholmia nitens* Szabó, 1966 by monotypy and original designation.
- Breviscelio* Sundholm, 1970: 383. Type species *Breviscelio crenatus* Sundholm, 1970 by monotypy and original designation.
- Exon* Masner, 1980: 12, 22. Type species *Exon californicum* Masner, 1980 by original designation.
- Hadronotellus* – Kieffer 1926: 453 (junior synonym of *Hadronotus* Förster, 1856). — Talamas *et al.* 2021: 345, 348.
- Acolus* – Masner 1961: 158.
- Heterogryon* – Masner 1961: 158.
- Holacolus* – Masner 1961: 158.
- Plastogryon* – Masner 1961: 158.
- Psilacolus* – Muesebeck & Masner 1967: 285–304.
- Masneria* – Masner 1976: 57.
- Pannongryon* – Kozlov 1971: 47. — Masner 1976: 57.
- Plesiobaesus* – Mineo 1979: 248. — Kononova & Kozlov 2008: 25, 445 (treated as valid genus). — Talamas *et al.* 2021: 345, 348 (returned to synonymy).
- Sundholmia* – Mineo 1980: 200.
- Eremioscelio* – Talamas *et al.* 2021: 345, 349–350.
- Hungarogryon* – Talamas *et al.* 2021: 345, 350.
- Breviscelio* – Talamas *et al.* 2021: 345, 351–352.
- Exon* – Talamas *et al.* 2021: 345, 352–353.

***Gryon investe* (Kieffer, 1908)**

Plastogryon investis Kieffer, 1908: 143. Type locality: Germany, Aachen.

Plastogryon (Heterogryon) investis – Kieffer 1926: 446, 449.

Plastogryon investis – Masner 1961: 160 (junior synonym of *Gryon misellum* Haliday, 1833).

Gryon investis – Kozlov 1978: 620.

Gryon investe – Kononova & Kozlov 2008: 326, 377 (treated as valid species).

Material examined

Lectotype (here designated)

[GERMANY] • 1 ♀ (right); [Aachen]; NHMW-HYM#0005342.

Paralectotypes (here designated)

GERMANY • 29 ♀♀, 5 ♂♂; same data as for lectotype; NHMW-HYM#0005341 to 5348.

***Gryon misellum* Haliday, 1833**

Gryon misellum Haliday, 1833: 271. Type locality: Ireland.

Teleas pumilio Nees, 1834: 288. Type locality: Germany, Sickershausen.

Telenomus divisus Wollaston, 1858: 25. Type locality: Portugal, Madeira.
Acolus basalis Thomson, 1859: 422. Type locality: Sweden, Lund.
Acolus opacus Thomson, 1859: 422. Type locality: Sweden, Fogelsång.
Plastogryon foersteri Kieffer, 1908: 141. Type locality: Germany, Aachen.
Plastogryon sagax Kieffer, 1908: 143. Type locality: Germany, Aachen.
Plastogryon sagax var. *brevipennis* Kieffer, 1908: 143. Type locality: Germany: Aachen.
Gryon walkeri Kieffer, 1913b: 216. Type locality: Western Europe.
Plastogryon brevipennis Kieffer, 1913b: 247. Type locality: Central Europe.

Gryon misellus Haliday, 1833 – Walker 1836: 344 (emendation).
Gryon pumilio – Mayr 1879: 698.
Teleas misellus – Blanchard 1840: 290.
Acoloides basalis – Brues 1908: 17.
Acoloides opacus – Brues 1908: 17.
Plastogryon pumilio – Kieffer 1908: 144.
Paragryon? misellus – Kieffer 1910: 99 (misattribution).
Holacolus basalis – Kieffer 1912: 107.
Holacolus opacus – Kieffer 1912: 107.
Hadronotus divisus – Dodd 1920: 351.
Plastogryon (Heterogryon) brevipennis – Kieffer 1926: 446, 448.
Plastogryon (Plastogryon) foersteri – Kieffer 1926: 446–447.
Plastogryon (Heterogryon) pumilio – Kieffer 1926: 446, 449.
Plastogryon (Heterogryon) sagax – Kieffer 1926: 446, 448.
Telenomus divisus – Graham 1984: 99.
Acolus basalis – Masner 1961: 160.
Acolus opacus – Masner 1961: 160.
Plastogryon foersteri – Masner 1961: 160.
Plastogryon sagax – Masner 1961: 160.
Teleas pumilio – Masner 1961: 160.
Gryon walkeri – Masner 1961: 160.
Plastogryon brevipennis – Masner 1961: 160.
Gryon divisus – Masner 1965: 75.
Gryon misellum – O'Connor *et al.* 2004: 25 (misspelling).

Material examined

Lectotype of *Plastogryon sagax* Kieffer (here designated)
[GERMANY] • 1 ♀ (farthest from pin); [Aachen]; NHMW-HYM#0005350.

Paralectotypes of *Plastogryon sagax* Kieffer (here designated)
[GERMANY] • 17 specimens; [Aachen]; NHMW-HYM#0005350 to 5354.

Remarks

The type of *Plastogryon foersteri* Kieffer, 1908 is likely in the NHMW (Bin 1974), but its identity could not be deduced. See section on *Leptacis foersteri* Kieffer, 1914.

Genus *Hadronotus* Förster, 1856

Hadronotus Förster, 1856: 101, 105. Type species *Hadronotus exsculptus* Förster, 1861 by first subsequent inclusion.

Muscidea Motschoulsky, 1863: 70. Type species *Muscidea pubescens* Motschoulsky, 1863 by monotypy.
Hadronotoides Dodd, 1913: 171. Type species *Hadronotus pentatomus* Dodd, 1913 by monotypy and original designation.

Platyteleia Dodd, 1913: 131, 153. Type species *Platyteleia latipennis* Dodd, 1913 by monotypy and original designation.

Telenomoides Dodd, 1913: 158, 168. Type species *Telenomoides flavipes* Dodd, 1913 by original designation.

Notilena Brèthes, 1913: 84. Type species *Notilena gallardoii* Brèthes, 1913 by monotypy and original designation.

Austroscelio Dodd, 1914: 93. Type species *Sparasion nigricoxa* Dodd, 1914 by original designation.

Hadrophanurus Kieffer, 1926: 15, 130. Type species *Telenomus pennsylvanicus* Ashmead, 1893 by monotypy.

Hadronotus – Masner 1961: 158 (junior synonym of *Gryon* Haliday, 1833). — Talamas *et al.* 2021: 398 (removed from synonymy).

Hadrophanurus – Masner 1961: 158 (junior synonym of *Gryon* Haliday, 1833). — Talamas *et al.* 2021: 345, 401.

Platyteleia – Masner 1961: 158 (junior synonym of *Gryon* Haliday, 1833). — Talamas *et al.* 2021: 345, 401.

Notilena – De Santis & Esquivel 1966: 96 (junior synonym of *Gryon* Haliday, 1833). — Talamas *et al.* 2021: 345, 401.

Muscidea – Masner 1976: 57 (junior synonym of *Gryon* Haliday, 1833). — Talamas *et al.* 2021: 345, 400.

Austroscelio – Galloway & Austin 1984: 78 (junior synonym of *Gryon* Haliday, 1833). — Talamas *et al.* 2021: 345, 401.

Hadronotoides – Talamas *et al.* 2021: 345, 400–401.

Telenomoides – Talamas *et al.* 2021: 345, 401.

***Hadronotus exsculptus* Förstler, 1861**

Hadronotus exsculptus Förster, 1861: 41. Type locality: Switzerland, Val Roseg.

Gryon exsculptus – Kozlov 1978: 620.

Gryon exsculptum – Mineo 1981: 119, 126 (emendation).

Gryon exsculptum – Mineo & Caleca 1994: 117 (misspelling).

Gryon exsculptus – Kozlov & Kononova 1990: 266, 272 (misspelling).

Material examined

Holotype

SWITZERLAND • 1 ♀; Val Roseg; A. Förster leg.; NHMW-HYM#0002996.

***Hadronotus laticeps* Kieffer, 1908**

Hadronotus laticeps Kieffer, 1908: 144–145. Type locality: Germany, Aachen.

Gryon laticeps – Mineo 1983: 14.

Hadronotus laticeps – Talamas *et al.* 2021: 427.

Material examined

Lectotype (here designated)

POLAND • 1 ♀; Karkowo; oak; NHMW-HYM#0005349.

Paralectotypes (here designated)

[GERMANY] • 2 specimens; [Aachen]; NHMW-HYM#0005355.

Remarks

The female lectotype (27: 514) is in excellent condition. The paralectotypes (27: 516) both have broken or missing antennae.

Genus *Idris* Förster, 1856

Idris Förster, 1856: 102, 105. Type species *Idris flavicornis* Förster, 1856 by monotypy.

Acoloides Howard, 1890: 269. Type species *Acoloides saitidis* Howard, 1890 by monotypy.

Ceratobaeus Ashmead, 1893: 167, 175. Type species *Ceratobaeus cornutus* Ashmead, 1893 by original designation.

Pseudobaeus Perkins, 1910: 620. Type species *Pseudobaeus peregrinus* Perkins, 1910 by monotypy.

Dissacolus Kieffer, 1926: 132, 155. Type species *Acolus bidentatus* Dodd, 1914 by monotypy.

Megacolus Priesner, 1951: 121. Type species *Megacolus desertorum* Priesner, 1951 by monotypy and original designation. Preoccupied by *Megacolus* Cameron, 1903.

Philoplanes Muesebeck & Walkley, 1956: 367. Replacement name for *Megacolus* Priesner, 1951.

Tasmanibaeus Hickman, 1967: 27. Type species *Tasmanibaeus niger* Hickman, 1967 by monotypy and original designation.

Tasmanacolus Hickman, 1967: 30. Type species *Tasmanacolus helpidis* Hickman, 1967 by monotypy and original designation.

Acoloides – Masner 1961: 163.

Philoplanes – Masner 1961: 163.

Tasmanibaeus – Masner 1976: 64.

Tasmanacolus – Masner 1976: 64.

Ceratobaeus – Huggert 1979: 60. — Iqbal & Austin 2000: 5, 19, 22 (removed from synonymy).

Pseudobaeus – Huggert 1979: 60.

Dissacolus – Austin 1981: 85.

Idris flavicornis Förster, 1856

Idris flavicornis Förster, 1856: 105. Type locality: Germany, Aachen.

Acolus krygeri Kieffer, 1910: 404. Type locality: Denmark.

Acolus opacus Priesner, 1951: 119. Type locality: Egypt.

Idris flavicornis – Masner 1961: 166, figs 3–4 (lectotype designation).

Idris krygeri – Kozlov 1978: 538. — Kononova & Kozlov 2001: 438 (removed from synonymy). —

Buhl *et al.* 2016: 44 (treated as junior synonym of *Idris flavicornis*).

Acolus krygeri Kieffer, 1910 – Huggert 1979: 60 (lectotype designation).

Acolus opacus Priesner, 1951 – Huggert 1979: 60 (type information).

Material examined

Lectotype

GERMANY • 1 ♂ (missing from pin); Aachen; Förster leg.; NHMW-HYM#0005328.

Paralectotypes

GERMANY • 1 ♀, 2 ♂♂; same data as for lectotype; NHMW-HYM#0005329 to 5331.

Remarks

The lectotype designated by Masner (1961) was mounted on a thin pin that has since broken, and the specimen has been lost. The paralectotypes remain in fair condition.

Idris piceiventris (Kieffer, 1908)

Acolus piceiventris Kieffer, 1908: 181, 185–186. Type locality: Germany, Aachen.

Acolus cernosvitovi Ogloblin, 1929: 51. Type locality: Ukraine, Berehove.

Acolus aureopetiolatus Ogloblin, 1929: 53–55. Type locality: Ukraine, Berehove.

Idris piceiventris – Bin 1974: 456 (type information).

Acolus cernosvitovi – Kozlov 1978: 623.

Idris aureopetiolatus – Kozlov 1978: 622.

Acolus aureopetiolatus – Huggert 1979: 60.

Material examined**Syntypes**

GERMANY • 1 ♀ (right, closest to pin); Aachen; Förster leg.; NHMW-HYM#0005383 • 5 specimens; same data as for preceding.

Remarks

Bin (1974) records a unique specimen of *I. piceiventris* in the Museo Civico di Storia Naturale G. Doria in Genoa which bears a holotype label. However, the provenance of this label is uncertain. We regard the specimens in Genoa and Vienna as syntypes until a more specialized study results in the formal designation of a lectotype.

Genus *Psilanteris* Kieffer, 1916

Psilanteris Kieffer, 1916: 177. Type species *Anteris bicolor* Kieffer, 1908 by original designation.

Oxyphanurus Kieffer, 1926: 15, 19. Type species *Telenomus charmus* Walker, 1839 by monotypy.

Oxyphanurus – Masner 1976: 50.

Psilanteris bicolor (Kieffer, 1908)

Anteris bicolor Kieffer, 1908: 138–140. Type locality: Germany, Aachen.

Psilanteris bicolor – Kieffer 1916: 177.

Material examined**Lectotype** (here designated)

GERMANY • 1 ♀; Aachen; Förster leg.; NHMW-HYM#0005333.

Paralectotypes (here designated)

GERMANY • 3 ♀♀, 3 ♂♂; same data as for lectotype; NHMW-HYM#0005334.

Genus *Scelio* Latreille, 1805

Scelio Latreille, 1805: 226. Type species *Scelio rugosulus* Latreille, 1805: 227 by subsequent designation by Latreille (1810: 436).

Aleria Marshall, 1874: 208. Type species *Aleria flavibarbis* Marshall, 1874 by monotypy.

Caloptenobia Riley, 1878: 306. Type species *Caloptenobia ovivora* Riley, 1878 by monotypy.

Enneascelio Kieffer, 1910: 293. Type species *Enneascelio exaratus* Kieffer, 1910 by monotypy and original designation.

Scelionus – Rafinesque 1815: 125 (unjustified emendation).

Serlion – Say 1828: 80 (misspelling).

Scelion – Blanchard in Cuvier 1849: 157, pl. 116 fig. 4 (unjustified emendation).

Caloptenobia – Riley *et al.* 1880: 270.

Aleria – Kieffer 1908: 132.

Enneascelio – Nixon 1958: 17.

Scelio longiventris Kieffer, 1908

Scelio longiventris Kieffer, 1908: 130, 135. Type locality: Europe, Istria.

Material examined

Syntypes

CROATIA • 2 ♂♂; Volosko; July; NHMW-HYM#0006870, 6872. SLOVENIA • 3 specimens; Tolmein; NHMW-HYM#0006871, 6873.

Scelio fulvipes Förster, 1856

Scelio fulvipes Förster, 1856: 105. Type locality: Germany, Aachen.

Scelio luteipes Kieffer, 1908: 129, 135. Type locality: Europe.

Scelio luteipes – Kozlov 1978: 616.

Material examined

Holotype of *Scelio fulvipes* Förster

GERMANY • 1 ♀; Aachen; Förster leg.; NHMW-HYM#0006897.

Holotype of *Scelio luteipes* Kieffer

ITALY • 1 ♀; Trieste; NHMW-HYM#0006874.

Scelio vulgaris Kieffer, 1908

Scelio vulgaris Kieffer, 1908: 129, 134. Type locality: Europe.

Material examined

Syntypes

ITALY • 1 ♂; Trieste; NHMW-HYM#0006875 • 2 specimens; Trieste; Aug. 1904; NHMW • 3 specimens; Trieste; 1904; NHMW • 7 specimens; Trieste; NHMW • 1 specimen; Catania; June; NHMW. SLOVENIA • 7 specimens; Tolmein; NHMW. SWITZERLAND • 1 specimen; Sierre; NHMW.

Genus *Telenomus* Haliday, 1833

- Telenomus* Haliday, 1833: 271. Type species *Telenomus brachialis* Haliday, 1833 by subsequent designation by Ashmead (1893: 142).
- Hemisius* Westwood, 1833: 445. Type species *Hemisius minutus* Westwood, 1833 by monotypy.
- Phanurus* Thomson, 1861: 169, 172. Type species *Phanurus angustatus* Thomson, 1861 by subsequent designation by Ashmead (1893: 139).
- Dissolcus* Ashmead, 1893: 138, 164. Type species *Dissolcus nigricornis* Ashmead, 1893 by monotypy and original designation.
- Neonecremnus* Brèthes, 1909: 57. Type species *Neonecremnus hyelosiae* Brèthes, 1909 by monotypy.
- Allophanurus* Kieffer, 1912: 8, 11. Type species *Telenomus vibius* Walker, 1838 by subsequent designation by Kieffer (1926: 23).
- Homophanurus* Kieffer, 1912: 9, 36. Type species *Telenomus hofmanni* Mayr, 1879 by monotypy.
- Prophanurus* Kieffer, 1912: 9, 37. Type species *Teleas phalaenarum* Nees, 1834 by original designation.
- Liophanurus* Kieffer, 1912: 9, 61. Type species *Telenomus spilosomatis* Ashmead, 1893 by original designation.
- Neotelenomus* Dodd, 1913: 158, 171. Type species *Neotelenomus anthereae* Dodd, 1913 by original designation.
- Aholcus* Kieffer, 1913c: 4. Type species *Aholcus monticola* Kieffer, 1913c by monotypy and original designation.
- Dissolcoides* Dodd, 1913: 179. Type species *Dissolcoides exsertus* Dodd, 1913 by monotypy and original designation.
- Nanopria* Kieffer, 1913c: 26. Type species *Nanopria fuscipes* Kieffer, 1913c by monotypy and original designation.
- Neoteleia* Dodd, 1913: 169. Type species *Neoteleia punctata* Dodd, 1913 by monotypy and original designation.
- Platytelenomus* Dodd, 1914: 126. Type species *Platytelenomus planus* Dodd, 1913 by monotypy and original designation.
- Paridris* Brèthes, 1917: 27. Type species *Paridris chilensis* Brèthes, 1917 by monotypy.
- Pseudotelenomus* Costa Lima, 1928: 881. Type species *Pseudotelenomus pachycoris* Costa Lima, 1928 by monotypy and original designation.
- Micromymar* Risbec, 1950: 622. Type species *Micromymar etielliphaga* Risbec, 1950 by monotypy and original designation.
- Aporophlebus* Kozlov, 1970: 216. Type species *Aporophlebus aporus* Kozlov, 1970 by original designation.
- Pseudophanurus* Szabó, 1975: 265, 269. Type species *Pseudophanurus quadriclavus* Szabó, 1975 by original designation.
- Verrucosicephalia* Szabó, 1975: 266, 274. Type species *Verrucosicephalia depressa* Szabó, 1975 by monotypy and original designation.
- Pseudotelenomoides* Szabó, 1975: 266, 276. Type species *Pseudotelenomoides stratiomyidarum* Szabó, 1975 by monotypy and original designation.
- Phanurus* – Mayr 1879: 697.
- Prophanurus* – Kieffer 1926: 24.
- Homophanurus* – Kieffer 1926: 28.
- Aholcus* – Nixon 1935: 77.
- Liophanurus* – Nixon 1937: 113.
- Neotelenomus* – Nixon 1937: 114.
- Neonecremnus* – Blanchard in De Santis 1950: 57.
- Paridris* – Muesebeck & Walkley 1951: 691.

Hemisius – Masner 1961: 166–167.
Aporophlebus – Kozlov & Lê 1977: 501.
Dissolcus – Johnson 1981: 73.
Allophanurus – Fergusson 1983: 207.
Nanopria – Huggert 1983: 145.
Pseudophanurus – Huggert 1983: 145.
Pseudotelenomoides – Huggert 1983: 145.
Verrucosicephalia – Huggert 1983: 145.
Pseudotelenomus – Johnson 1984: 3.
Dissolcoides – Johnson 1988: 234.
Platytelenomus – Johnson 1988: 237.
Neoteleia – Johnson 1988: 238.
Micromymar – Polaszek & Kimani 1990: 59.

***Telenomus angustatus* (Thomson, 1860)**

Phanurus angustatus Thomson, 1860: 172. Type locality: Sweden, Fogelsång.
Telenomus tabani Mayr, 1879: 701–702, 713. Type locality: Austria, Niederösterreich.
Telenomus praetabani Szabó, 1978: 221, 232–233. Type locality: Hungary, Szigetszentmiklós.

Phanurus tabani – Brues 1908: 6.
Telenomus angustatus – Kieffer 1912: 26.
Prophanurus tabani – Kieffer 1912: 56–60.
Phanurus angustatus – Kozlov 1967: 362, 369, 374 (lectotype designation).
Telenomus tabani – Huggert 1983: 149 (lectotype designation).
Telenomus praetabani – Huggert 1983: 149.

Material examined

Lectotype of *Telenomus tabani* Mayr

[AUSTRIA] • 1 ♀; [Niederösterreich]; [Mayr leg.]; NHMW-HYM#0005401.

Paralectotypes of *Telenomus tabani* Mayr

[AUSTRIA] • 17 specimens; same data as for lectotype; NHMW.

***Telenomus coccivorus* Mayr, 1897**

Telenomus coccivorus Mayr, 1879: 701–702, 714. Type locality: Austria, Vienna.
Telenomus oophagus Nikol'skaya, 1948: 730. Type locality: former USSR.
Pseudotelenomoides stratiomyidarum Szabó, 1975: 277. Type locality: Denmark, Hjorte.

Phanurus coccivorus – Brues 1908: 5.
Prophanurus coccivorus – Kieffer 1912: 57, 61.
Telenomus coccivorus – Kozlov 1966: 96 (junior synonym of *Phanurus angustatus* Thomson, 1860).
— Kozlov 1987: 362 (lectotype designation). — Huggert 1983: 151, figs 15–19 (removed from synonymy).
Telenomus oophagus – Huggert 1983: 151.
Pseudotelenomoides stratiomyidarum – Huggert 1983: 151.

Material examined

Lectotype

[AUSTRIA] • 1 ♀; [Vienna]; [Rogenhofer leg.]; NHMW-HYM#0005404.

Paralectotypes

[AUSTRIA] • 12 specimens; same data as for lectotype; NHMW.

Remarks

Huggert (1983) disagreed with Kozlov (1966) and treated *T. coccivorus* as distinct from *T. angustatus*, an act which was not recorded by Johnson (1992).

Telenomus dalmanni (Ratzeburg, 1844)

Fig. 3

Teleas dalmanni Ratzeburg, 1844a: 185. Type locality: Germany, Eberswalde.

Telenomus orgyiae Fitch, 1865: 197. Type locality: USA, New York.

Telenomus fiskei Brues, 1910: 106. Type locality: USA, Maine.

Telenomus dalmani – Mayr 1879: 699, 702, 708 (unjustified emendation).

Telenomus dalmanii – Dalla Torre 1898: 514 (unjustified emendation).

Telenomus fiskei – Crawford 1911: 270.

Prophanurus dalmani – Kieffer 1912: 42, 59.

Phanurus orgyiae – Kieffer 1926: 51, 61.

Aholcus dalmanni – Kieffer 1926: 117.



Fig. 3. *Telenomus dalmanni* (Ratzeburg), syntypes, NHMW-HYM#0005386.

Neotelenomus fiskei – Kieffer 1926: 119–120.

Telenomus orgyiae – Muesebeck & Walkley 1951: 691. — Masner & Muesebeck 1968: 68 (lectotype designation).

Telenomus dalmanni – Kozlov 1967: 371, 374 (correct spelling).

Material examined

Syntypes

[GERMANY] • 5 specimens; [Eberswalde]; [Ratzeburg leg.]; NHMW-HYM#0005386.

Remarks

All five syntypes are glued to the same point (Fig. 3). The head fell off of one and had to be reglued. Mayr's collection includes much additional non-type material and host eggs.

Telenomus fulmeki (Soyka, 1942)

Microphanurus fulmeki Soyka, 1942: 175. Type locality: Austria, Burgenland.

Trissolcus fulmeki – Johnson 1992: 628.

Telenomus fulmeki – Talamas *et al.* 2017: 168–169, figs 229–230 (lectotype designation).

Material examined

Paralectotypes

AUSTRIA • 2 ♀♀; Woppendorf; 17 Jun. 1941; *Quadraspidotus perniciosus*; NHMW-HYM-slide#4254, 4255.

Remarks

Unlike most of the platygastroid material in the NHMW, the Soyka types are entirely slide-mounted. Two additional slides of *T. fulmeki* have no type status.

Telenomus harpyiae Mayr, 1879

Telenomus harpyiae Mayr, 1879: 701–702, 711. Type locality: Austria, Vienna.

Homophanurus hungaricus Szabó, 1975: 275. Type locality: Hungary, Szöd. Preoccupied by *Pseudophanurus hungaricus* Szabó, 1975.

Telenomus abbreviatus Huggert, 1983: 147, figs 1–3. Replacement name for *Homophanurus hungaricus* Szabó, 1975.

Prophanurus harpyiae – Kieffer 1912: 53, 60.

Telenomus harpyiae – Kozlov 1967: 362, 371, 374 (lectotype designation); 1978: 643–644.

Homophanurus hungaricus – Kozlov & Kononova 1983: 336.

Asolcus harpyiae – Szabó 1976: 177, 184.

Material examined

Lectotype

[AUSTRIA] • 1 ♀; [Vienna]; Aug. 1875; [G. Mayr leg.]; [*Cerura vinula* eggs on *Populus tremula*]; NHMW-HYM#0006886.

Paralectotypes

[AUSTRIA] • 7 specimens; same data as for lectotype; NHMW-HYM#0006886 to 6890.

***Telenomus heteropterus* Haliday, 1833**

Telenomus heteropterus Haliday, 1833: 271. Type locality: Ireland.

Telenomus nonnitens Szabó, 1978: 221, 231. Type locality: Hungary, Kecskemét.

Telenomus pappi Szabó, 1978: 221, 234. Type locality: Romania, Cuvin.

Phanurus heteropterus – Kieffer 1926: 50, 55.

Telenomus heteropterus – Huggert 1983: 155, figs 24–29 (lectotype designation).

Telenomus nonnitens – Huggert 1983: 155.

Telenomus pappi – Huggert 1983: 155.

Material examined

Paralectotype

[IRELAND] • 1 ♀; [A. Haliday leg.]; NHMW-HYM#0006891.

***Telenomus heydeni* Mayr, 1879**

Telenomus heydeni Mayr, 1879: 702, 706–707. Type locality: Germany, Frankfurt.

Telenomus giraudi Kieffer, 1906: 163. Type locality: France?

Prophanurus giraudi – Kieffer 1912: 46, 58.

Prophanurus heydeni – Kieffer 1912: 59.

Telenomus heydeni – Kozlov 1967: 360, 364, 372 (lectotype designation).

Telenomus giraudi – Szabó 1978: 221.

Material examined

Lectotype

[GERMANY] • 1 ♂; [Frankfurt]; [L. von Heyden leg.]; NHMW-HYM#0005387.

Paralectotype

[GERMANY] • 1 ♂; same data as for lectotype; NHMW-HYM#0006892.

Remarks

The lectotype labeled by Szabó (1978) was published after Kozlov (1967) and is thus invalid.

***Telenomus hofmanni* Mayr, 1879**

Telenomus hofmanni Mayr, 1879: 700, 712. Type locality: Germany; Kozlov 1967.

Telenomus hofmannii – Dalla Torre 1898: 516 (unjustified emendation).

Homophanurus hofmanni – Kieffer 1912: 36.

Telenomus hofmanni – Kozlov 1967: 362, 371 (lectotype designation).

Material examined

Lectotype

[GERMANY] • 1 ♀; O. Hofmann leg.; [*Scrobipalpula psilella* eggs on *Helichrysum arenarium*]; NHMW-HYM#0005382.

Table 2 (continued on next two pages). Types of Scelionidae in the NHMW, with links to photographs.

CUID (Drawer)	Original name	Valid name	Type status
NHMW-HYM#0005383 (29: 693)	<i>Acolus piceiventris</i> Kieffer, 1908	<i>Idris piceiventris</i> (Kieffer, 1908)	Syntype
NHMW-HYM#0005333 (27: 496)	<i>Anteris bicolor</i> Kieffer, 1908	<i>Psilanteris bicolor</i> (Kieffer, 1908)	Lectotype (here des.)
NHMW-HYM#0005335 (27:501)	<i>Anteris simulans</i> Kieffer, 1908	<i>Anteris simulans</i> Kieffer, 1908	Lectotype
NHMW-HYM#0005340 (27: 524)	<i>Apegus brevicornis</i> Kieffer, 1908	<i>Apegus brevicornis</i> Kieffer, 1908	Holotype
NHMW-HYM#0005332 (27:526)	<i>Apegus leptocerus</i> Förster, 1856	<i>Apegus leptocerus</i> Förster, 1856	Holotype
NHMW-HYM#0005356 (27: 525)	<i>Apegus longicornis</i> Kieffer, 1908	<i>Apegus longicornis</i> Kieffer, 1908	Holotype
NHMW-HYM#0005381 (29: 695)	<i>Ceratobaeus pedestris</i> Kieffer, 1908	<i>Ceratobaeus pedestris</i> Kieffer, 1908	Holotype
NHMW-HYM#0002996 (27: 513)	<i>Hadronotus exsculptus</i> Förster, 1861	<i>Hadronotus exsculptus</i> Förster, 1861	Holotype
NHMW-HYM#0005349 (27: 514)	<i>Hadronotus laticeps</i> Kieffer, 1908	<i>Hadronotus laticeps</i> Kieffer, 1908	Lectotype (here des.)
NHMW-HYM#0005328 (27: 521)	<i>Idris flavicornis</i> Förster, 1856	<i>Idris flavicornis</i> Förster, 1856	Lectotype (missing)
NHMW-HYM#0005329 (27: 521)	<i>Idris flavicornis</i> Förster, 1856	<i>Idris flavicornis</i> Förster, 1856	Paralectotype
NHMW-HYM-slide#4254, 4255 (31)	<i>Microphanurus fulmeki</i> Soyka, 1942	<i>Telenomus fulmeki</i> (Soyka, 1942)	Paralectotypes
NHMW-HYM#0005416 (31: 1387)	<i>Microphanurus schimitscheki</i> Szelenyi, 1942	<i>Trissolcus schimitscheki</i> (Szelenyi, 1942)	Paratype
NHMW-HYM#0005342 (27: 503)	<i>Plastogryon investis</i> Kieffer, 1908	<i>Gryon investe</i> (Kieffer, 1908)	Lectotype (here des.)
NHMW-HYM#0005350 (27: 510)	<i>Plastogryon sagax</i> Kieffer, 1908	<i>Gryon misellum</i> Haliday, 1833	Lectotype (here des.)
NHMW-HYM#0005389 (29: 704)	<i>Prophanurus mayri</i> Kieffer, 1912	<i>Telenomus nitidulus</i> (Thomson, 1860)	Lectotype (here des.)
NHMW-HYM#0006897 (26: 482)	<i>Scelio fulvipes</i> Förster, 1856	<i>Scelio fulvipes</i> Förster, 1856	Holotype
NHMW-HYM#0006870 (26: 481)	<i>Scelio longiventris</i> Kieffer, 1908	<i>Scelio longiventris</i> Kieffer, 1908	Syntype
NHMW-HYM#0006874 (26: 482)	<i>Scelio luteipes</i> Kieffer, 1908	<i>Scelio fulvipes</i> Förster, 1856	Holotype
NHMW-HYM#0006875 (26: 484)	<i>Scelio vulgaris</i> Kieffer, 1908	<i>Scelio vulgaris</i> Kieffer, 1908	Syntype
NHMW-HYM#0005386 (29: 698)	<i>Teleas dalmanni</i> Ratzeburg, 1844	<i>Telenomus dalmanni</i> (Ratzeburg, 1844)	Syntypes
NHMW-HYM#0005414 (28: 557)	<i>Teleas laeviusculus</i> Ratzeburg, 1844	<i>Telenomus laeviusculus</i> (Ratzeburg, 1844)	Syntypes
NHMW-HYM#0006908 (30)	<i>Teleas maculatus</i> Förster, 1841	<i>Baeus maculatus</i> (Förster, 1841) comb.nov.	Holotype

Table 2 (continued). Types of Scelionidae in the NHMW, with links to photographs.

CUID (Drawer)	Original name	Valid name	Type status
NHMW-HYM#0005393 (29: 707)	<i>Teleas phalaenarum</i> Nees, 1834	<i>Telenomus phalaenarum</i> (Nees, 1834)	No type status
NHMW-HYM#0005411 (28: 559)	<i>Teleas punctatissimus</i> Ratzeburg, 1844	<i>Telenomus punctatissimus</i> (Ratzeburg, 1844)	Syntypes
NHMW-HYM#0005409 (28: 559)	<i>Teleas punctatulus</i> Ratzeburg, 1844	<i>Telenomus nitidulus</i> (Thomson, 1860)	Syntype
NHMW-HYM#0006904 (30: 733)	<i>Teleas semistriatus</i> Nees, 1834	<i>Telenomus semistriatus</i> (Nees, 1834)	Neotype
NHMW-HYM#0006894 (29: 706)	<i>Teleas terebrans</i> Ratzeburg, 1844	<i>Telenomus terebrans</i> (Ratzeburg, 1844)	Neotype
NHMW-HYM#0005384 (29: 696)	<i>Telenomus bombycis</i> Mayr, 1879	<i>Telenomus tetratomus</i> (Thomson, 1860)	Lectotype
NHMW-HYM#0005404 (30: 725)	<i>Telenomus coccivorus</i> Mayr, 1879	<i>Telenomus coccivorus</i> Mayr, 1879	Lectotype
NHMW-HYM#0005385 (29: 697)	<i>Telenomus cultratus</i> Mayr, 1879	<i>Trissolcus cultratus</i> (Mayr, 1879)	Lectotype
NHMW-HYM#0005403 (30: 726)	<i>Telenomus gracilis</i> Mayr, 1879	<i>Telenomus tetratomus</i> (Thomson, 1860)	Lectotype
NHMW-HYM#0006886 (29: 699)	<i>Telenomus harpyiae</i> Mayr, 1879	<i>Telenomus harpyiae</i> Mayr, 1879	Lectotype
NHMW-HYM#0006891 (29: 700)	<i>Telenomus heteropterus</i> Haliday, 1833	<i>Telenomus heteropterus</i> Haliday, 1833	Paralectotype
NHMW-HYM#0005387 (29: 701)	<i>Telenomus heydeni</i> Mayr, 1879	<i>Telenomus heydeni</i> Mayr, 1879	Lectotype
NHMW-HYM#0005382 (29: 702)	<i>Telenomus hofmanni</i> Mayr, 1879	<i>Telenomus hofmanni</i> Mayr, 1879	Lectotype
NHMW-HYM#0005402 (30: 727)	<i>Telenomus kolbei</i> Mayr, 1879	<i>Telenomus kolbei</i> Mayr, 1879	Lectotype
NHMW-HYM#0005388 (29: 703)	<i>Telenomus laeviceps</i> Förster, 1861	<i>Telenomus laeviceps</i> Förster, 1861	Lectotype (here des.)
NHMW-HYM#0005390 (29: 705)	<i>Telenomus nomas</i> Förster, 1861	<i>Trissolcus semistriatus</i> (Nees, 1834)	Syntype
NHMW-HYM#0005400 (30: 728)	<i>Telenomus pentopherae</i> Mayr, 1879	<i>Telenomus pentopherae</i> Mayr, 1879	Lectotype
NHMW-HYM#0006896 (30: 714)	<i>Telenomus rufiventris</i> Mayr, 1907	<i>Trissolcus rufiventris</i> (Mayr, 1907)	Lectotype
NHMW-HYM#0006895 (29: 711)	<i>Telenomus saakowi</i> Mayr, 1903	<i>Trissolcus saakowi</i> (Mayr, 1903)	Lectotype
NHMW-HYM#0006879 (30: 715)	<i>Telenomus simoni</i> Mayr, 1879	<i>Trissolcus scutellaris</i> (Thomson, 1860)	Lectotype
NHMW-HYM#0005394A (30: 716)	<i>Telenomus sokolowi</i> Mayr, 1897	<i>Telenomus chloropus</i> (Thomson, 1860)	Lectotype
NHMW-HYM#0005401 (30: 729)	<i>Telenomus tabani</i> Mayr, 1879	<i>Telenomus angustatus</i> (Thomson, 1860)	Lectotype
NHMW-HYM#0006898 (30: 720)	<i>Telenomus tumidus</i> Mayr, 1879	<i>Trissolcus tumidus</i> (Mayr, 1879)	Holotype

Table 2 (continued). Types of Scelionidae in the NHMW, with links to photographs.

CUID (Drawer)	Original name	Valid name	Type status
NHMW-HYM#0006899 (30: 722)	<i>Telenomus umbripennis</i> Mayr, 1879	<i>Telenomus umbripennis</i> Mayr, 1879	Lectotype (mesosoma)
NHMW-HYM#0006900 (30: 722)	<i>Telenomus umbripennis</i> Mayr, 1879	<i>Telenomus umbripennis</i> Mayr, 1879	Paralectotype
NHMW-HYM#0006902 (30: 723)	<i>Telenomus vassiliewi</i> Mayr, 1903	<i>Trissolcus scutellaris</i> (Thomson, 1860)	Lectotype
NHMW-HYM#0005398 (30: 724)	<i>Telenomus wullschlegeli</i> Mayr, 1879	<i>Telenomus wullschlegeli</i> Mayr, 1879	Lectotype
NHMW-HYM#0006905 (31: 1393)	<i>Trissolcus antaeus</i> Johnson, 1987	<i>Trissolcus antaeus</i> Johnson, 1987	Paratype

Telenomus kolbei Mayr, 1879

Telenomus kolbei Mayr, 1879: 699, 713. Type locality: Austria, Vienna.

Phanurus kolbei – Brues 1908: 5.

Prophanurus kolbei – Kieffer 1912: 43.

Telenomus kolbei – Kozlov 1967: 362, 370 (lectotype designation).

Material examined**Lectotype**

[AUSTRIA] • 1 ♀; [Vienna]; [autumn 1879]; [Karl Kolbe leg.]; NHMW-HYM#0005402.

Remarks

An additional six specimens are labeled “G. Mayr, Type”.

Telenomus laeviceps Förster, 1861

Telenomus laeviceps Förster, 1861: 40. Type locality: Switzerland.

Material examined**Lectotype** (here designated)

[SWITZERLAND] • 1 ♂; NHMW-HYM#0005388.

Paralectotype

[SWITZERLAND] • 1 ♂; NHMW-HYM#0006893.

Remarks

The lectotype is card-mounted, with the wing and antenna disarticulated and slide-mounted. Huggert labeled this lectotype but the designation was never published.

Telenomus laeviusculus (Ratzeburg, 1844)

Teleas laeviusculus Ratzeburg, 1844a: 182. Type locality: Germany.

Ichneumon (Teleas) laeviusculus – Ratzeburg 1844b: 29, fig. 8.8.

Teleas leviusculus – Dalla Torre : 504 (unjustified emendation).

Prophanurus laeviusculus – Kieffer 1912: 50.

Telenomus laeviusculus – Kieffer 1926: 33.

Telenomus laevisculus – Livshits & Kuslitskii 1989: 320.

Material examined

Syntypes

[GERMANY] • 3 ♀♀; NHMW-HYM#0005414.

Remarks

Additional material (two paper points with one male and female on each) are labeled as “det. Ratzeburg”.

Telenomus nitidulus (Thomson, 1860)

Teleas punctatulus Ratzeburg, 1844a: 182. Type locality: Germany.

Phanurus nitidulus Thomson, 1860: 174. Type locality: Sweden, Lund.

Prophanurus mayri Kieffer, 1912: 51, 60. Type locality: Austria.

Ichneumon (Teleas) punctatulus – Ratzeburg 1844b: 29.

Teleas punctatulus – Mayr 1879: 710 (junior synonym of *Phanurus nitidulus* Thomson, 1860).

Telenomus nitidulus – Mayr 1879: 710–711. — Kozlov 1967: 362, 368, 374 (lectotype designation).

Prophanurus punctatulus – Kieffer 1912: 50.

Telenomus punctatulus – Kieffer 1926: 33.

Telenomus mayri – Kieffer 1926: 34.

Prophanurus mayri – Kozlov 1967: 369.

Material examined

Syntypes of *Teleas punctatulus* Ratzeburg

[GERMANY] • 1 ♀; NHMW-HYM#0005409 • 2 ♂♂; [*Leucoma salicis* eggs]; NHMW-HYM#0005410.

Lectotype of *Prophanurus mayri* Kieffer (here designated)

[AUSTRIA] • 1 ♂; 1875; Wachtl leg.; [*Leucoma salicis* eggs]; NHMW-HYM#0005389.

Paralectotype of *Prophanurus mayri* Kieffer (here designated)

[AUSTRIA] • 1 ♂; same data as for lectotype; NHMW-HYM#0005389.

Remarks

Huggert labeled the lectotypes and paralectotypes, but they were never published.

Telenomus pentopherae Mayr, 1879

Telenomus pentopherae Mayr, 1879: 699, 701, 706. Type locality: Austria, Vienna.

Phanurus pentopherae – Brues 1908: 6.

Aphanurus pentopherae – Kieffer 1912: 82.

Microphanurus pentopherae – Kieffer 1926: 91, 101.

Telenomus pentopherae – Kozlov 1967: 366, 372 (lectotype designation).

Material examined

Lectotype

[AUSTRIA] • 1 ♂; [Vienna]; [Kollar leg.]; [*Penthophera morio* eggs]; NHMW-HYM#0005400.

Paralectotypes

[AUSTRIA] • 1 ♀, 1 ♂; same data as for lectotype; NHMW-HYM#0006903.

Telenomus phalaenarum (Nees, 1834)

Teleas phalaenarum Nees, 1834: 287, 435. Type locality: Germany, Sickershausen.

Telenomus phalaenarum – Mayr 1879: 700–701, 709. — Johnson 1992: 607.

Prophanurus phalaenarum – Kieffer 1912: 44, 57.

Asolcus phalaenarum – Szabó 1976: 176, 182.

Teleas phalaenarum – Graham 1988: 29 (type information).

Material examined

[AUSTRIA] • 1 ♀; NHMW-HYM#0005393.

Remarks

Specimen NHMW-HYM#0005393 bears a neotype label, but this designation is unpublished and invalid. Instead, a lectotype should be chosen from the syntypes of Nees at the Oxford University Museum of Natural History (Graham 1988). The NHMW includes much additional material from the Mayr collection, including host eggs.

Telenomus punctatissimus (Ratzeburg, 1844)

Teleas punctatissimus Ratzeburg, 1844a: 182. Type locality: Germany.

Ichneumon (Teleas) punctatissimus – Ratzeburg 1844b: 29.

Telenomus punctatissimus – Mayr 1879: 700, 702, 708. — Kozlov 1978: 638, 644.

Prophanurus punctatissimus – Kieffer 1912: 48, 58.

Asolcus punctatissimus – Szabó 1976: 177, 183.

Material examined

Syntypes

[GERMANY] • 2 ♂♂; NHMW-HYM#0005411 • 1 ♀; NHMW-HYM#0005412.

Telenomus terebrans (Ratzeburg, 1844)

Teleas ovulorum Bouché, 1834: 177. Type locality: Germany, Berlin. Preoccupied by *Ichneumon ovulorum* Linnaeus, 1758.

Teleas terebrans Ratzeburg, 1844a: 182. Type locality: Germany.

Pteromalus ovulorum – Fonscolombe 1832: 303.

Myina ovulorum – Nees 1834: 432.

Mymar ovulorum – Blanchard 1840: 292.

Ichneumon (Teleas) terebrans – Ratzeburg 1844b: 29, fig. 8.9.

Teleas ovulorum – Mayr 1879: 710 (junior synonym of *Teleas terebrans* Ratzeburg, 1844).

Telenomus terebrans – Mayr 1879: 710. — Johnson 1992: 615.

Telenomus ovulorum – Dalla Torre 1898: 518.

Prophanurus terebrans – Kieffer 1912: 50.

Asolcus terebrans – Szabó 1976: 177, 188 (neotype designation).

Material examined

Neotype

[AUSTRIA] • 1 ♀; NHMW-HYM#0006894.

Remarks

The Mayr collection includes much additional non-type material, including preserved host eggs.

Telenomus tetratomus (Thomson, 1860)

Phanurus tetratomus Thomson, 1860: 174. Type locality: Sweden, Ringsjön.

Telenomus bombycis Mayr, 1879: 701–702, 711. Type locality: Austria, Vienna.

Telenomus gracilis Mayr, 1879: 701, 713. Type locality: Germany?

Telenomus verticillatus Kieffer, 1917: 342–343. Type locality: Denmark.

Phanurus gracilis – Brues 1908: 5.

Telenomus tetratomus – Kieffer 1912: 28. — Kozlov 1967: 362, 370, 374 (lectotype designation).

Prophanurus gracilis – Kieffer 1912: 49, 57.

Prophanurus bombycis – Kieffer 1912: 55, 60.

Telenomus bombycis – Kozlov 1967: 362 (lectotype designation).

Telenomus gracilis – Kozlov 1967: 362 (lectotype designation).

Telenomus verticillatus – Kozlov 1967: 362. — Szabó 1978: 220, 223 (lectotype designation).

Asolcus bombycis – Szabó 1976: 177, 186.

Material examined

Lectotype of *Telenomus bombycis* Mayr

[AUSTRIA] • 1 ♀; NHMW-HYM#0005384.

Paralectotype of *Telenomus bombycis* Mayr

[AUSTRIA] • 1 ♀; NHMW-HYM#0006885.

Lectotype of *Telenomus gracilis* Mayr

[GERMANY] • 1 ♂; O. Hofmann leg.; [*Macrothylacia rubi* eggs]; NHMW-HYM#0005403.

Paralectotypes of *Telenomus gracilis* Mayr

[AUSTRIA] • 4 specimens; Wachtl leg.; [*Macrothylacia rubi* eggs]; NHMW.

Remarks

The male lectotype of *T. bombycis* designated by Szabó (1976) is invalid, having been published after Kozlov (1967). Numerous additional specimens of *T. gracilis* (mounted on 13 separate corks) are labeled “G. Mayr, Type”.

Telenomus turesis Walker, 1836

Telenomus turesis Walker, 1836: 353. Type locality: England.

Phanurus chloropus Thomson, 1860: 173. Type locality: Sweden, Glimakra.

Telenomus sokolowi Mayr, 1897: 442–443. Type locality: Ukraine, Kharkiv.

Telenomus mayri Sokolov, 1904: 29. Type locality: Palearctic.

Telenomus tischleri Nixon, 1939: 129. Type locality: Poland, Mrągowo.

Aphanurus turesis – Kieffer 1912: 75.

Microphanurus turesis – Kieffer 1926: 91, 98.

Telenomus chloropus – Kieffer 1926: 25, 29.

Telenomus sokolovi – Meier 1940: 79–80 (unjustified emendation). — Kozlov 1967: 360 (lectotype designation).

Telenomus mayri – Kozlov 1963: 295 (junior synonym of *Phanurus chloropus* Thomson, 1860).

Telenomus tischleri – Kozlov 1967: 360.

Trissolcus turesis – Fergusson 1978: 120.

Telenomus turesis – Fergusson 1984: 232 (lectotype designation).

Phanurus chloropus – Mineo *et al.* 2010: 116.

Material examined

Lectotype of *Telenomus sokolowi* Mayr

UKRAINE • 1 ♀; Kharkiv; [N. Sokolov leg.]; [*Eurygaster maura* eggs]; NHMW-HYM#0005394.

Paralectotypes of *Telenomus sokolowi* Mayr

UKRAINE • 3 ♂♂; same data as for lectotype; NHMW.

Telenomus umbripennis Mayr, 1879

Telenomus umbripennis Mayr, 1879: 701, 712. Type locality: Austria, Neulengbach.

Prophanurus umbripennis – Kieffer 1912: 52.

Asolcus umbripennis – Szabó 1976: 177, 187.

Telenomus umbripennis – Johnson 1992: 618.

Material examined

Lectotype

[AUSTRIA] • 1 ♀; [G. Mayr leg.]; NHMW-HYM#0006899.

Paralectotypes

[AUSTRIA] • 1 ♀; same data as for lectotype; NHMW-HYM#0006900 • 2 specimens; [Aug. 1875]; [Neulengbach]; [G. Mayr leg.]; [on oak leaf]; NHMW-HYM#0006901.

Remarks

The female paralectotype is missing the metasoma and has a pin through the mesosoma, but it is in better condition than the other type material. Only mesosomata remain of the lectotype and remaining two paralectotypes. The latter two specimens are mounted alongside a caterpillar and host eggs on an oak leaf.

Telenomus wullschlegeli Mayr, 1879

Telenomus wullschlegeli Mayr, 1879: 701–702, 711. Type locality: Austria, Vienna.

Prophanurus wullschlegeli – Kieffer 1912: 54, 60.

Telenomus wullschlegeli – Kozlov 1967: 362, 370, 374 (lectotype designation); 1978: 642, 644.

Asolcus wullschlegeli – Szabó 1976: 177, 185.

Material examined

Lectotype

[AUSTRIA] • 1 ♀; [Jun. 1875]; [Vienna]; [G. Mayr leg.]; [*Eriogaster lanestris* eggs]; NHMW-HYM#0005398.

Paralectotypes

[AUSTRIA] • 1 ♂; NHMW-HYM#0005399 • 3 specimens; NHMW • 1 ♀, 1 ♂; NHMW.

Remarks

Mayr (1879) remarked that the *zoologische Hofcabinete* included specimens of *T. wullschlegeli* reared from *Malacosoma castrensis* eggs, and that the males differed from his reared specimens in color and the proportions of the antennomeres. Numerous additional specimens of *T. wullschlegeli* (mounted on 8 separate corks) are labeled “G. Mayr, Type”. The collection also includes moldy host material, probably from the old *Hofcabinete*.

Genus *Trissolcus* Ashmead, 1893

Trissolcus Ashmead, 1893: 138, 161. Type species *Telenomus brochymenae* Ashmead, 1887 by original designation.

Asolcus Nakagawa, 1900: 17. Type species *Asolcus nigripedius* Nakagawa, 1900 by monotypy.

Aphanurus Kieffer, 1912: 10, 69. Type species *Teleas semistriatus* Nees, 1834 by original designation.

Preoccupied by *Aphanurus* Looss, 1907.

Immsia Cameron, 1912: 104. Type species *Immsia carinifrons* Cameron, 1912 by monotypy.

Microphanurus Kieffer, 1926: 16, 91. Replacement name for *Aphanurus* Kieffer, 1912.

Immsia – Nixon 1938: 123.

Microphanurus – Watanabe 1951: 21, 25.

Asolcus – Masner 1964: 145.

Trissolcus antaeus Johnson, 1987

Trissolcus antaeus Johnson, 1987: 289, 296. Type locality: Ecuador, Pichincha Prov.

Material examined

Paratype

PARAGUAY • 1 ♀; Mar.; San Bernardino; Fiebrig leg.; NHMW-HYM#0006905.

Trissolcus cultratus (Mayr, 1879)

Telenomus cultratus Mayr, 1879: 699, 701, 703. Type locality: Austria.

Aphanurus cultratus – Kieffer 1912: 70.

Microphanurus cultratus – Kieffer 1926: 91, 95.

Asolcus cultratus – Masner 1959: 378.

Trissolcus cultratus – Kozlov 1968: 200 (junior synonym of *Telenomus flavipes* Thomson, 1860). — Szabó 1975: 266–267 (lectotype designation). — Talamas *et al.* 2015: 45 (removed from synonymy).

Material examined

Lectotype

[AUSTRIA] • 1 ♀; NHMW-HYM#0005385.

Paralectotype

[AUSTRIA] • 1 ♂ (same cork as lectotype); NHMW-HYM#0005385.

Trissolcus rufiventris (Mayr, 1907)

Telenomus rufiventris Mayr, 1907: 158. Type locality: Russia, Rostov-on-Don.

Microphanurus anitus Nixon, 1939: 131–133. Type locality: Germany, Schleswig-Holstein.

Telenomus rubiventris Szabó, 1959: 169. Type locality: Hungary, Budapest.

Prophanurus rufiventris – Kieffer 1912: 41, 59.

Dissolcus rufiventris – Kieffer 1926: 124.

Asolcus rufiventris – Masner 1959: 380.

Microphanurus anitus – Delucchi 1961: 54.

Trissolcus rufiventris – Viktorov 1967: 91. — Kozlov 1968: 199, 211 (lectotype designation).

Telenomus rubiventris – Kozlov 1968: 211.

Material examined

Lectotype

RUSSIA • 1 ♀; Rostov-on-Don; [May 1905]; I. Vassiliev leg.; [*Eurygaster integriceps* eggs]; NHMW-HYM#0006896.

Paralectotypes

RUSSIA • 1 ♀, 1 ♂; same data as for lectotype; USNMENT00989158 • 1 ♀, 1 ♂; same data as for lectotype; USNMENT01059035 • 1 specimen; same data as for lectotype; USNMENT01059036 • 1 ♀; same data as for lectotype; USNMENT01059037.

Remarks

An additional 14 host eggs are associated with the type series.

Trissolcus saakowi (Mayr, 1903)

Telenomus saakowi Mayr, 1903: 397–398. Type locality: Turkmenistan, Ashgabat.

Trissolcus mentha Kozlov & Lê, 1977: 1253. Type locality: Uzbekistan, Samarkand.

Trissolcus radjabii Iranipour, 2010: 66. Type locality: Iran.

Microphanurus saakowi – Kieffer 1926: 91, 95.

Trissolcus saakovi – Kozlov 1968: 198, 202 (lectotype designation, unjustified emendation).

Trissolcus mentha – Talamas *et al.* 2017: 115.

Trissolcus radjabii – Talamas *et al.* 2017: 115.

Material examined**Lectotype**

[TURKMENISTAN] • 1 ♀; [Ashgabat]; [Jul. 1902]; [I. Vassiliev leg.]; [*Apodiphus* eggs]; NHMW-HYM#0006895.

Paralectotype

[TURKMENISTAN] • 1 ♀; same data as for lectotype; USNMENT01059011.

Remarks

The paralectotype is double mounted, with the head on a card below the body.

Trissolcus scutellaris (Thomson, 1860)

Fig. 4

Telenomus scutellaris Thomson, 1860: 171. Type locality: Sweden, Småland.

Telenomus simoni Mayr, 1879: 699, 705. Type locality: Austria, Vienna.

Telenomus vassiliewi Mayr, 1903: 399. Type locality: Turkmenistan.

Trissolcus evanescens Kieffer, 1904: 47–48. Type locality: Austria.

Microphanurus choaspes Nixon, 1939: 130–132. Type locality: Germany, Schleswig-Holstein.

Microphanurus schimitscheki Szélényi **syn. nov.**, in Jahn 1942: 171–174. Type locality: Slovakia.

Asolcus reticulatus Delucchi, 1961: 13. Type locality: Morocco?

Asolcus ghorfii Delucchi & Voegelé, 1961: 37. Type locality: Morocco.

Asolcus festiva Viktorov, 1964: 1013, 1020. Type locality: former USSR.

Asolcus reticulatus volgensis Viktorov, 1964: 1013, 1015. Type locality: Russia, Saratov.

Asolcus histani Voegelé, 1965: 109, 111–112. Type locality: Morocco.

Telenomus simonii – Dalla Torre 1898: 519 (unjustified emendation).

Aphanurus scutellaris – Kieffer 1912: 76.

Trissolcus simoni – Kieffer 1912: 21. — Kozlov 1968: 198, 204, 207, 210 (lectotype designation). —

Talamas *et al.* 2017: 121.

Microphanurus scutellaris – Kieffer 1926: 91, 99.

Microphanurus vassiliewi – Kieffer 1926: 91, 97.

Microphanurus vassilievi – Meier 1940: 80 (unjustified emendation).

Trissoscelio evanescens – Kellner-Pillault 1958: 152 (misspelling).

Asolcus scutellaris – Masner 1959: 379.

Asolcus vassilievi – Delucchi 1961: 44–45.

Asolcus simoni – Kozlov 1963: 295.

Trissolcus festiva – Viktorov 1967: 91. — Talamas *et al.* 2017: 121.

Trissolcus scutellaris – Viktorov 1967: 91. — Kozlov 1968: 199, 210 (lectotype designation).

Trissolcus choaspes – Kozlov 1968: 199, 210. — Talamas *et al.* 2017: 120.

Trissolcus ghorfii – Safavi 1968: 414. — Talamas *et al.* 2017: 121.

Trissolcus histani – Safavi 1968: 414. — Talamas *et al.* 2017: 121.

Trissolcus reticulatus – Safavi 1968: 414. — Talamas *et al.* 2017: 122.

Trissolcus volgensis – Safavi 1968: 414. — Kozlov 1968: 198. — Talamas *et al.* 2017: 121.

Trissolcus evanescens – Johnson 1992: 628 (type information). — Talamas *et al.* 2017: 120.

Trissolcus scutellaris – Viktorov 1967: 91. — Kozlov 1968: 199, 210 (lectotype designation).

Trissolcus schimitscheki – Johnson 1992: 636.

Trissolcus vassiliewi – Johnson 1992: 639. — Talamas *et al.* 2017: 121.

Material examined

Lectotype of *Telenomus simoni* Mayr

[RUSSIA] • 1 ♀; Saakov leg.; *Eurygaster integriceps* eggs; NHMW-HYM#0006879.

Paralectotypes of *Telenomus simoni* Mayr

[AUSTRIA] • 1 ♀, 1 ♂; USNMENT1059010 • 1 ♀, 1 ♂; USNMENT00916665 • 2 ♀♀, 1 ♂; USNMENT00916666.

Lectotype of *Telenomus vassiliewi* Mayr

[TURKMENISTAN] • 1 ♀; 24 Sep. 1903; I. Vassiliev leg.; *Eurygaster integriceps* eggs; NHMW-HYM#0006902.

Paralectotype of *Telenomus vassiliewi* Mayr

[TURKMENISTAN] • 1 ♂; I. Vassiliev leg.; USNMENT01029319.

Paratypes of *Microphanurus schimitscheki* Szelényi

SLOVAKIA • 2 ♀♀; Malacky; E. Schimitschek leg.; *Chlorochroa pinicola* eggs; NHMW-HYM#0005416.

Remarks

Nineteen specimens of *T. vassiliewi* and 22 specimens of *T. simoni* in the NHMW bear USNMENT labels, including one with host material (USNMENT01059034). The paralectotype of *T. vassiliewi* is missing its antennae and metasoma. The paratypes of *M. schimitscheki* (Fig. 4) are mounted on two cards on the same pin. The bottom specimen has no metasoma. We were able to identify the paratypes of *M. schimitscheki* as conspecific with *T. scutellaris* based on the presence of setation in the posteroventral portion of the metapleuron (Fig. 4B), the foveate forms of the mesoscutal humeral and mesoscutal suprahumeral sulci (Fig. 4B) and the vertex without a median depression (Fig. 4C). The holotype of *M. schimitscheki* was reared from the same egg mass as the paratype series, and its description is consistent with the morphology of the specimens examined, leading us to consider examination of these paratypes to be sufficient for making the synonymy.

Trissolcus semistriatus (Nees, 1834)

Fig. 5

Teleas semistriatus Nees, 1834: 290. Type locality: Germany, Sickershausen.

Telenomus grandis Thomson, 1860: 169. Type locality: Sweden, Dalarna.

Telenomus frontalis Thomson, 1860: 170. Type locality: Sweden, Ivö.

Telenomus nigripes Thomson, 1860: 170. Type locality: Sweden, Västergötland.

Telenomus nigrata Thomson, 1860: 171–172. Type locality: Sweden, Ringsjön.

Telenomus ovulorum Thomson, 1860: 171. Type locality: Sweden.

Telenomus nomas Förster **syn. nov.**, 1861: 41. Type locality: Switzerland.

Teleas pentatoma Rondani, 1877: 199. Type locality: Italy.

Asolcus nigripedius Nakagawa, 1900: 17. Type locality: Japan.

Microphanurus alexeevi Meier, 1949: 114. Type locality: former USSR.

Microphanurus schtetpetelnikovae Meier, 1949. Type locality: former USSR.

Microphanurus djadetshko Ryakhovskii, 1959. Type locality: Ukraine.

Asolcus nigribasalis Voegelé, 1962: 155. Type locality: Morocco.

Asolcus nixomartini Javahery, 1968: 419, 429–430. Type locality: England, Berkshire.

Asolcus silwoodensis Javahery, 1968: 419, 425, 428–429. Type locality: England, Berkshire.

Trissolcus artus Kozlov & Lê, 1977: 512, 519. Type locality: Mongolia.

- Telenomus semistriatus* – Thomson 1860: 171.
Telenomus ovulorum – Mayr 1879: 704.
Telenomus nigritus – Dalla Torre 1898: 517 (emendation).
Telenomus pentatomae – Dalla Torre 1898: 518.
Aphanurus frontalis – Kieffer 1912: 81.
Aphanurus grandis – Kieffer 1912: 76.
Aphanurus nigripes – Kieffer 1912: 75.
Aphanurus nigrita – Kieffer 1912: 79-80.
Aphanurus nomas – Kieffer 1912: 84.
Aphanurus semistriatus – Kieffer 1912: 74.
Liophanurus pentatomae – Kieffer 1912: 69.
Microphanurus frontalis – Kieffer 1926: 91, 103.
Microphanurus grandis – Kieffer 1926: 91–99.
Microphanurus nigripes – Kieffer 1926: 91, 98.




Fig. 4. *Microphanurus schimitscheki* Szelényi, paratype female, NHMW-HYM#0005416. **A.** Dorsal habitus. **B.** Lateral head and mesosoma, metapleural setation indicated. **C.** Head in dorsal view.

- Microphanurus nigrinus* – Kieffer 1926: 91, 100.
Microphanurus nomas – Kieffer 1926: 104.
Microphanurus semistriatus – Kieffer 1926: 91, 97.
Asolcus semistriatus – Masner 1959: 376. — Szabó 1976: 176, 178 (neotype designation).
Microphanurus stschepetilnicovae – Ryakhovskii 1959: 83 (misspelling).
Asolcus grandis – Delucchi 1961: 44, 60.
Microphanurus alexeevi – Kozlov 1963: 295.
Microphanurus schtepetelnikovae – Kozlov 1963: 295.
Asolcus nigribasalis – Voegelé 1969: 151 (junior synonym of *Microphanurus djadetshko* Ryakhovskii, 1959).
Trissolcus nigripedius – Masner 1964: 146. — Talamas *et al.* 2017: 120.
Asolcus djadetshko – Viktorov 1964: 1015, 1021.
Trissolcus djadetshko – Viktorov 1967: 91. — Talamas *et al.* 2017: 129.
Telenomus frontalis – Kozlov 1968: 214 (junior synonym of *Telenomus grandis* Thomson, 1860).
Telenomus nigripes – Kozlov 1968: 214 (junior synonym of *Telenomus grandis* Thomson, 1860). — Fergusson 1984: 230 (lectotype designation).
Telenomus nigrita – Kozlov 1968: 214 (junior synonym of *Telenomus grandis* Thomson, 1860).
Trissolcus grandis – Viktorov 1967: 91. — Kozlov 1968: 200, 214 (lectotype designation). — Talamas *et al.* 2017: 129.
Trissolcus semistriatus – Kozlov 1968: 200.
Trissolcus pentatomae – Bin 1974: 463 — Talamas *et al.* 2017: 130.
Asolcus nixomartini – Kozlov & Lê 1977: 512 (junior synonym of *Telenomus grandis* Thomson, 1860).
Asolcus silwoodensis – Kozlov & Lê 1977: 512 (junior synonym of *Telenomus grandis* Thomson, 1860).
Trissolcus nigribasalis – Kozlov & Lê 1977: 518.
Trissolcus nigripes – Fergusson 1978: 120.
Trissolcus nixomartini – Fergusson 1978: 120.
Trissolcus silwoodensis – Fergusson 1978: 120.
Trissolcus artus – Talamas *et al.* 2017: 128.

Material examined

Neotype of *Teleas semistriatus* Nees

[AUSTRIA] • 1 ♀ (right of pin); NHMW-HYM#0006904.

Syntypes of *Telenomus nomas* Förster

[SWITZERLAND] • 6 ♀♀; NHMW-HYM#0005390 • 1 ♂; NHMW-HYM#0005392.

Remarks

The female specimen of *Trissolcus semistriatus* to the left of the pin was designated as a “paraneotype” by Szabó (1976), an invalid designation. Two additional minuten pins on the same cork have lost their specimens. *Telenomus nomas* (Fig. 5) clearly belongs to *Trissolcus* based on the 5-merous clava, T2 wider than long, and presence of the subacropleurial sulcus (Talamas *et al.* 2017). It was identified to species using the keys in Talamas *et al.* (2017) and Tortorici *et al.* (2019). A7 with two papillary sensilla (Fig. 5A), complete netrion sulcus (Fig. 5A) and the smooth mesoscutal humeral sulcus (Fig. 5B) are diagnostic characters that place this species as a junior synonym of *Tr. semistriatus*.

Trissolcus tumidus (Mayr, 1879)

Telenomus tumidus Mayr, 1897: 699, 703–704. Type locality: Austria, Niederösterreich.

Trissolcus cephalotes Kozlov & Lê, 1976: 658, 661. Type locality: Tajikistan.

Trissolcus delucchii Kozlov, 1968: 198, 203. Type locality: Armenia.

Trissolcus pierrot Mineo, O'Connor & Ashe, 2010. Type locality: Italy, Genoa.

Aphanurus tumidus – Kieffer 1912: 74.

Microphanurus tumidus – Kieffer 1926: 91, 96.

Asolcus tumidus – Delucchi 1961: 44, 52.

Trissolcus tumidus – Kozlov 1968: 198, 204.

Trissolcus cephalotes – Talamas *et al.* 2017: 148.

Trissolcus delucchii – Talamas *et al.* 2017: 149.

Trissolcus pierrot – Talamas *et al.* 2017: 149.

Material examined

Holotype

AUSTRIA • 1 ♀; Niederösterreich, Piesting; 1872; C. Tschek leg.; NHMW-HYM#0006898.



Fig. 5. *Telenomus nomas* Förster, syntype female, NHMW-HYM#0005390. **A.** Lateral habitus. **B.** Head and mesosoma in dorsolateral view. **C.** Head in anterior view.

Family **Sparasionidae** Dahlbom, 1858

Genus ***Sparasion*** Latreille, 1802

Fig. 6

Sparasion Latreille, 1802: 316. Type species *Sparasion cephalotes* Latreille, 1802 by monotypy.

Oxyurus Lamarck, 1817: 128. Type species *Sparasion frontalis* Latreille, 1805 by subsequent designation by Muesebeck & Walkley (1951: 701). Preoccupied by *Oxyurus* Rafinesque, 1810.

Bebelus Gistel, 1848: X. Replacement name for *Oxyurus* Lamarck, 1817.

Prosparasion Kieffer, 1913d: 190. Type species *Prosparasion coeruleum* Kieffer, 1913d by monotypy and original designation.

Oxyurus – Muesebeck & Walkley 1956: 378.

Bebelus – Muesebeck & Walkley 1956: 378.

Prosparasion – Masner 1976: 13.

Sparasion aenescens Förster, 1856

Fig. 6A

Sparasion aenescens Förster, 1856: 104. Type locality: Austria.

Sparasion aenescens var. *glabricornis* Kieffer, 1906: 167, 176. Type locality: Italy, Airolo.




Fig. 6. Sparasionid types in the NHMW. **A.** *Sparasion aenescens* Förster, holotype male, NHMW-HYM#0005326. **B.** *Sparasion aeneus* Kieffer, syntype male, NHMW-HYM#0006880. **C.** *Sparasion lepidum* Förster, holotype male, NHMW-HYM#0005372. **D.** *Sparasion sublevis* Kieffer, syntype female, NHMW-HYM#0006876.

Table 3. Types of Sparasionidae in the NHMW, with links to photographs.

CUID (Drawer)	Original name	Valid name	Type status
NHMW-HYM#0005326 (26: 463)	<i>Sparasion aenescens</i> Förster, 1856	<i>Sparasion aenescens</i> Förster, 1856	Holotype
NHMW-HYM#0006880 (26: 464)	<i>Sparasion aeneum</i> Kieffer, 1906	<i>Sparasion aeneus</i> Kieffer, 1906	Syntype
NHMW-HYM#0005372 (26: 470)	<i>Sparasion lepidum</i> Förster, 1856	<i>Sparasion lepidus</i> Förster, 1856	Holotype
NHMW-HYM#0006876 (26: 475)	<i>Sparasion subleve</i> Kieffer, 1906	<i>Sparasion sublevis</i> Kieffer, 1906	Syntype

Sparasion punctulatum Kieffer, 1906: 167, 177. Type locality: Hungary.

Sparasion grilati Kieffer, 1913b: 277. Type locality: France.

Sparasion glabricornis var. *viridellum* Kieffer, 1913b: 279. Type locality: Italy, Airolo.

Sparasion glabricornis var. *subcoeruleum* Kieffer, 1913b: 279. Type locality: Ukraine, Kharkiv.

Sparasion glabricornis – Kieffer 1913b: 278 (change to species status).

Sparasion aenescens var. *glabricornis* – Kozlov 1978: 618.

Sparasion grilati – Kozlov 1978: 618.

Sparasion punctulatum – Kozlov 1978: 618.

Material examined

Holotype

AUSTRIA • 1 ♂; NHMW-HYM#0005326.

Remarks

The holotype, originally double-mounted by Förster, fell off the minuten pin during examination and was card-mounted by Elijah Talamas in January 2022.

Sparasion aeneus Kieffer, 1906

Fig. 6B

Sparasion aeneum Kieffer, 1906: 166, 170. Type locality: Croatia, Volosko.

Sparasion aeneus – Kieffer 1926: 283, 286 (emendation).

Material examined

Syntypes

CROATIA • 3 ♂♂; Volosko; Jul.; NHMW-HYM#0006880 to 6882.

Remarks

Specimen #0006881 is missing its antennae, and specimen #0006882 is missing its head.

Sparasion lepidus Förster, 1856

Fig. 6C

Sparasion lepidum Förster, 1856: 104. Type locality: Germany, Aachen.

Sparasion lepidus – Kieffer 1926: 283, 289 (emendation).

Material examined

Holotype

GERMANY • 1 ♂; Aachen; NHMW-HYM#0005372.

Remarks

The specimen was card-mounted by E. Talamas in January 2022.

Sparasion sublevis Kieffer, 1906

Fig. 6D

Sparasion sublevis Kieffer, 1906: 166, 171. Type locality: Italy.

Sparasion sublevis – Kieffer 1926: 283, 287 (emendation).



Fig. 7. Some unsorted material from the Förster collection. **A.** Cigar boxes donated to the NHMW by G. Mayr. **B.** Assorted pill boxes, mostly from a pharmacy in Aachen. **C.** *Platygaster* specimens found in one of the pill boxes.

Material examined

Syntypes

ITALY • 1 ♀; Venice Lido; Aug.; NHMW-HYM#0006876 • 1 ♂; Catania; NHMW-HYM#0006877 • 1 ♀; Trieste; Aug. 1904; NHMW-HYM#0006878.

Discussion

We did not locate eight type specimens that were thought to be in the NHMW. *Plastogryon foersteri* Kieffer, 1908 (a junior synonym of *Gryon misellum*) and *Inostemma foersteri* Kieffer, 1914 were both described from the Förster collection and are likely under Förster nomina nuda. Further detective work is needed to determine their identity.

Kieffer (1916) described the following species from Trieste: *Trichacis illusor*, *Isocybus levis*, *I. luteicoxis*, *I. mediterraneus*, and *I. rufiventris*, but did not specify the collector. Other Kieffer species from Trieste came from the Graeffe collection, part of which is in the NHMW. The other part may be in the Museo Civico di Storia Naturale di Trieste, although only Graeffe's Orthoptera have been documented (Horn *et al.* 1990). Alternatively, these specimens could have come from a different collector.

Fahringeria synergorum Kieffer, 1921 (now *Fidiobia synergorum*) was reared from *Biorrhiza pallida* (Cynipidae) galls by the Viennese entomologist Josef Fahringer. The location of Fahringer's micro-Hymenoptera is unknown, although his Ichneumonoidea are in the NHMW (Yu *et al.* 2016) and his Bombini (Apidae) went to the Museo Entomologico Pietro Rossi Duino, now part of the Museo Civico di Storia Naturale di Milano (Horn *et al.* 1990). It is uncertain whether *F. synergorum* parasitizes the eggs of gall-forming cynipid wasps or those of an inquiline (Popovici *et al.* 2022).

Besides the type material listed here, the NHMW houses numerous platygastroid specimens of historical importance. For example, Förster's collection, including large amounts of unsorted material (Fig. 7), constitutes an invaluable record of Central European micro-Hymenoptera from the 19th century. These specimens are a crucial data source for future studies of parasitoid wasp diversity in the context of insect decline.

Acknowledgements

Jessica Awad gratefully acknowledges support from the Bundesministerium für Bildung und Forschung, Berlin, Germany, project "German Barcode of Life III: Dark Taxa" (FKZ 16LI1901C), which also provided travel to the NHMW for Elijah Talamas; and from the SYNTHESYS Project (<http://www.synthesys.info/>) which is financed by the European Community Research Infrastructure Action under the FP7 "Capacities" Program. Elijah Talamas was supported by the Florida Department of Agriculture and Consumer Services, Division of Plant Industry.

References

- Ashmead W.H. 1893. A monograph of the North American Proctotrypidae. *Bulletin of the United States National Museum* 45: 1–472. <https://doi.org/10.5479/si.03629236.45.1>
- Ashmead W.H. 1903. Classification of the pointed-tailed wasps, or the superfamily Proctotrypoidea. III. *Journal of the New York Entomological Society* 11: 89–99.
- Austin A.D. 1981. The types of Australian species in the tribes Idrini, Baeini and Embidobiini (Hymenoptera: Scelionidae: Scelioninae). *General and Applied Entomology* 13: 81–92.

- Awad J., Krogmann L. & Talamas E.J. 2023a. Illuminating a dark taxon: revision of European *Trichacis* Förster (Hymenoptera: Platygasteridae) reveals a glut of synonyms. *Zootaxa* 5278 (3): 563–577. <https://doi.org/10.11646/zootaxa.5278.3.8>
- Awad J., Krogmann L. & Talamas E.J. 2023b. Taxonomic history and review of the Förster genera of Platygasteridae (Hymenoptera, Platygastroidea). *European Journal of Taxonomy* 875: 1–46. <https://doi.org/10.5852/ejt.2023.875.2137>
- Bin F. 1974. The types of Scelionidae (Hymenoptera: Proctotrupoidea) in some Italian collections (Museums of Genoa and Florence, Institute of Portici). *Entomophaga* 19 (4): 453–466. <https://doi.org/10.1007/BF02372781>
- Blanchard E. 1840. *Histoire naturelle des insectes. Orthoptères, Néuroptères, Hémiptères, Hyménoptères, Lépidoptères et Diptères. Tome 3*. P. Dumenil, Paris.
- Brues C.T. 1908. Hymenoptera. Fam. Scelionidae. *Genera Insectorum* 80: 1–59. <https://doi.org/10.1093/jee/1.2.123>
- Buhl P.N. 1996. The types of *Platygaster* species described by A. Förster (Hymenoptera: Platygasteridae). *Deutsche Entomologische Zeitschrift* 43 (2): 219–233. <https://doi.org/10.1002/mmnd.19960430205>
- Buhl P.N. 1997. Four new species of Platygasterinae (Hymenoptera, Platygasteridae). *Entomofauna Zeitschrift für Entomologie* 18 (11): 93–100.
- Buhl P.N. 1998. On some new or little known NW European species of Platygasteridae (Hymenoptera, Proctotrupoidea). *Fragmenta Entomologica Roma* 30: 295–334.
- Buhl P.N. 2000. *Haustagaster* Szabó, 1979, new synonym of *Synopeas* Förster, 1856, with redescriptions of four species (Insecta: Hymenoptera: Proctotrupoidea: Platygasteridae). *Reichenbachia* 33: 415–419.
- Buhl P.N. & Notton D.G. 2009. A revised catalogue of the Platygasteridae of the British Isles (Hymenoptera: Platygastroidea). *Journal of Natural History* 43: 1651–1703. <https://doi.org/10.1080/00222930902993732>
- Buhl P.N., Broad, G.R. & Notton, D.G. 2016. Checklist of British and Irish Hymenoptera-Platygastroidea. *Biodiversity Data Journal* 4. <https://doi.org/10.3897/BDJ.4.e7991>
- Chen H., Lahey Z., Talamas E.J., Valerio A.A., Popovici O.A., Musetti L., Klompen H., Polaszek A., Masner L., Austin A.D. & Johnson J.F. 2021. An integrated phylogenetic reassessment of the parasitoid superfamily Platygastroidea (Hymenoptera: Proctotrupomorpha) results in a revised familial classification. *Systematic Entomology* 46: 1088–1113. <https://doi.org/10.1111/syen.12511>
- Crawford J.C. 1911. Descriptions of new Hymenoptera No. 3. *Proceedings of the United States National Museum* 41: 267–282. <https://doi.org/10.5479/si.00963801.41-1855.267>
- Cuvier G. 1849. *Le règne animal, distribué d'après son organisation, pour servir de base à l'histoire naturelle des animaux, et d'introduction à l'anatomie comparée. Vol. VII: Les Insectes*. Fortin, Masson et Cie, Paris.
- Dalla Torre C.G. 1898. *Catalogus Hymenopterorum hucusque descriptorum systematicus et synonymicus. Volumen V: Chalcididae et Proctotrupidae*. G. Engelmann, Leipzig.
- Delucchi V. 1961. Le complexe des *Asolcus* Nakagawa (*Microphanurus* Kieffer) (Hymenoptera, Proctotrupoidea) parasites oophage des punaises des céréales au Maroc et au Moyen Orient. *Cahiers de la Recherche Agronomique* 14: 41–67.
- De Santis L. 1950. Lista de sinonimias establecidas para los géneros y sub-géneros de Chalcidoidea (Hymenoptera). *Revista del Museo de La Plata*: 47–67.

- De Santis L. & Esquivel L. 1966. Tercera lista de himenópteros parásitos y predadores de los insectos de la República Argentina. *Revista del Museo de la Plata* 9 (69): 47–215.
- Dodd AP. 1920. Notes on the exotic Proctotrupeoidea in the British and Oxford University Museums, with descriptions of new genera and species. *Transactions of the Entomological Society of London* 1919: 321–382. <https://doi.org/10.1111/j.1365-2311.1920.tb00008.x>
- Fergusson N.D.M. 1978. Proctotrupeoidea and Ceraphronoidea. In: M.G. Fitton *et al.* (eds) A check list of British insects by George Sidney Kloet and the late Walter Douglas Hincks, second edition (completely revised). Part 4: Hymenoptera. *Handbooks for the Identification of British Insects* 11 (4): 110–126.
- Fergusson N.D.M. 1983. The status of the genus *Allophanurus* Kieffer (Hym., Proctotrupeoidea, Scelionidae). *Entomologist's Monthly Magazine* 119: 207–209.
- Fergusson N.D.M. 1984. The type-specimens and identity of the British species of *Trissolcus* Ashmead (Hym., Proctotrupeoidea, Scelionidae). *Entomologist's Monthly Magazine* 120: 229–232.
- Fonscolombe E.L.J.H. 1832. Monographia chalciditum, Galloprovinciae circa aquas sextias degentium. *Annales des Sciences Naturelles* 26: 273–307.
- Förster A. 1841. *Beiträge zur Monographie der Pteromaliden Nees*. Jacob Anton Mayer, Aachen. <https://doi.org/10.5962/bhl.title.66014>
- Förster A. 1856. *Hymenopterologische Studien. II. Heft. Chalcidiae und Proctotrupii*. Ernst ter Meer, Aachen.
- Förster A. 1861. *Ein Tag in den hoch Alpen. Programm der Realschule zu Aachen für das Schuljahr 1860/61*. J.J. Beaufort, Aachen.
- Fouts R.M. 1920. Some new parasites, with remarks on the genus *Platygaster*. *Proceedings of the Entomological Society of Washington* 22 (4): 61–72.
- Fouts R.M. 1924. Revision of the North American wasps of the subfamily Platygasterinae. *Proceedings of the United States National Museum* 632484: 1–145. <https://doi.org/10.5479/si.00963801.63-2484.1>
- Galloway I.D. & Austin A.D. 1984. Revision of the Scelioninae (Hymenoptera: Scelionidae) in Australia. *Australian Journal of Zoology Supplementary Series* 32 (99): 1–138. <https://doi.org/10.1071/AJZS099>
- Ghesquière J. 1948. Note critique sur les genres *Xestonotus* Foerster et *Rosneta* Brues. *Bulletin et Annales de la Société Royale d'Entomologie de Belgique* 84: 41–45.
- Graham M.W.R. de V. 1984. Madeira insects, mainly Hymenoptera Proctotrupeoidea, Ceraphronoidea, and Bethyloidea. *Boletim do Museu Municipal do Funchal* 36: 83–110.
- Graham M.W.R. de V. 1988. The remains of Nees von Esenbeck's collection of Hymenoptera in the University Museum, Oxford. *Entomologist's Monthly Magazine* 124: 19–35.
- Haliday A.H. 1833. An essay on the classification of the parasitic Hymenoptera of Britain, which correspond with the Ichneumonones minuti of Linnaeus. *The Entomological Magazine* 1: 259–276.
- Hallmann C.A., Sorg M., Jongejans E., Siepel H., Hofland N., Schwan H., Stenmans W., Müller A., Sumser H., Hörrén T., Goulson D. & de Kroon H. 2017. More than 75 percent decline over 27 years in total flying insect biomass in protected areas. *PLoS ONE* 12 (10): e0185809. <https://doi.org/10.1371/journal.pone.0185809>
- Hausmann A., Krogmann L., Peters R.S., Rduch V. & Schmidt S. 2020. GBOL III: Dark Taxa. *iBOL Barcode Bulletin* 10: 1. <https://doi.org/10.21083/ibol.v10i1.6242>

- Horn W., Kahle I., Friese G. & Gaedike R. 1990. *Collectiones entomologicae*. Akademie der Landwirtschaftswissenschaften der Deutschen Demokratischen Republik, Berlin.
- Huggert L. 1974. Taxonomical studies on the species belonging to *Urocyclops* Maneval (Hym. Proctotrupoidea, Platygastrinae). *Entomologisk Tidskrift* 95: 58–63.
- Huggert L. 1976. A new genus and three new species of Platygastridae from Zaire with a key to the species of *Iphitrachelus* Walk. and supplementary descriptions of *Leptacis* spp. (Hymenoptera: Proctotrupoidea). *Entomologica Scandinavica* 7: 217–229.
<https://doi.org/10.1163/187631276X00351>
- Huggert L. 1979. Revision of the west Palearctic species of the genus *Idris* Förster s.l. (Hymenoptera, Proctotrupoidea, Scelionidae). *Entomologica Scandinavica* S12: 1–60.
- Huggert L. 1980. Taxonomical studies on some genera and species of Platygastrinae (Hymenoptera: Proctotrupoidea). *Entomologica Scandinavica* 11: 97–112. <https://doi.org/10.1163/187631280X00428>
- Huggert L. 1983. On *Telenomus*, mainly European; redescriptions, new taxa, synonymies and combinations (Hymenoptera, Proctotrupoidea: Scelionidae). *Entomologica Scandinavica* 14: 145–167.
<https://doi.org/10.1163/187631283X00038>
- Iqbal M. & Austin A.D. 2000. Systematics of the wasp genus *Ceratobaeus* Ashmead (Hymenoptera: Scelionidae) from Australasia: parasitoids of spider eggs. *Records of the South Australian Museum Monograph Series* 6: 1–164.
- Jahn E. 1942. *Chlorochroa pinicola* M+R Beitrag zur Morphologie und Lebensweise sowie zur Kenntnis des Lebensvereines von *Chlorochroa pinicola* M+R (Heteroptera, Pentatomidae). *Zeitschrift für Angewandte Entomologie* 29: 164–175. <https://doi.org/10.1111/j.1439-0418.1942.tb00529.x>
- Johnson N.F. 1981. The New World species of the *Telenomus nigricornis* group (Hymenoptera: Scelionidae). *Annals of the Entomological Society of America* 74: 73–78.
<https://doi.org/10.1093/aesa/74.1.73>
- Johnson N.F. 1984. Systematics of Nearctic *Telenomus*: classification and revisions of the *podisi* and *phymatae* species groups (Hymenoptera: Scelionidae). *Bulletin of the Ohio Biological Survey* 6 (3): 1–113.
- Johnson N.F. 1988. Species of Australian Telenominae (Hymenoptera: Scelionidae) of A. P. Dodd and A. A. Girault. *Proceedings of the Entomological Society of Washington* 90: 229–243.
- Johnson N.F. 1987. Systematics of New World *Trissolcus*, a genus of pentatomid egg-parasites (Hymenoptera: Scelionidae): Neotropical species of the *flavipes* group. *Journal of Natural History* 21: 285–304. <https://doi.org/10.1080/00222938700771021>
- Johnson N.F. 1992. Catalog of world Proctotrupoidea excluding Platygastridae. *Memoirs of the American Entomological Institute* 51: 1–825.
- Kelner-Pillault S. 1958. Catalogue de quelques types d'Hyménoptères provenant de la collection de l'Abbé J. J. Kieffer. *Bulletin du Muséum National d'Histoire Naturelle* 30: 146–153.
- Kieffer J.J. 1908. Revision des Scelionidae (Hyménoptères) *Annales de la Société Scientifique de Bruxelles* 32: 111–250.
- Kieffer J.J. 1910. Beitrag zur Kenntnis der Baeinae. *Entomologisk Tidskrift* 3: 404–406.
<https://doi.org/10.1002/mmnd.4801910308>
- Kieffer J.J. 1913a. Description de nouveaux microhyménoptères. *Broteria: Serie Zoologica* 11: 169–198. <https://doi.org/10.5962/bhl.part.16290>

- Kieffer J.J. 1913b. Proctotrypidae (3^e partie). *Species des Hyménoptères d'Europe et d'Algérie* 11: 161–304.
- Kieffer J.J. 1913c. Prototrupidae, Cynipidae et Evaniidae. *Voyage de Ch. Alluaud et R. Jeannel en Afrique Orientale (1911-1912). Résultats scientifiques. Hyménoptères* 1: 1–35.
- Kieffer J.J. 1913d. Serphides de l'île de Luçon. *Bollettino del Laboratorio di Zoologia generale e agraria della Regia Scuola superiore d'Agricoltura di Portici* 7: 189-192.
- Kieffer J.J. 1914. *Proctotrypidae (Partie 3). Species des Hyménoptères d'Europe et d'Algérie* 11. A. Hermann et Fils, Paris: 305–448.
- Kieffer J.J. 1926. *Das Tierreich. Vol. 48: Hymenoptera, Proctotrupoidea, Scelionidae*. Walter de Gruyter, Berlin/Leipzig. <https://doi.org/10.1515/9783111432939>
- Kieffer J.J. 1916. Beitrag zur Kenntnis der Platygasterinae und ihrer Lebensweise. *Zentralblatt für Bakteriologie, Parasitenkunde und Infektionskrankheiten* 46: 547–592.
- Kieffer J.J. 1921. Un platygasterine parasite d'un cynipide. *Brotéria* 19: 68–69.
- Kirby W. 1798. History of *Tipula Tritici*, and *Ichneumon Tipulae*, with some observations upon other insects that attend the wheat, in a letter to Thomas Marsham, Esq. Sec. L.S. *Transactions of the Linnean Society* 4: 230–239. <https://doi.org/10.1111/j.1096-3642.1798.tb00532.x>
- Kohl F.F. 1908. Dr. Gustav Mayr, ein Lebensbild. *Verhandlungen der Kaiserlich-Königlichen Zoologisch-Botanischen Gesellschaft in Wien* 58: 512–528.
- Kononova S.V. & Kozlov M.A. 2001. *Scelionids of the Palearctic (Hymenoptera, Scelionidae). Subfamilies Teleasinae, Baeinae*. Akademperiodika, Kyiv.
- Kononova S.V. & Kozlov M.A. 2008. *Scelionids of the Palearctic (Hymenoptera, Scelionidae). Subfamily Scelioninae*. Tovarishchestvo Nauchnykh Izdaniy KMK, Saint Petersburg.
- Kozlov M.A. 1963. New synonyms of species of the genus *Asolcus* Nak., *Gryon* Hal. and *Telenomus* Hal. (Hymenoptera, Scelionidae), egg parasites of *Eurygaster integriceps* Put. *Zoologicheskii Zhurnal* 42: 294–296.
- Kozlov M.A. 1966. Toward the knowledge of the fauna of Scelionidae and Platygasteridae of the Moldavian SSR. *Trudy Moldavskogo Nauchno-Issledovatel'skogo Instituta Sadovodstva, Vinogradarstva i Vinodeliya* 13: 93–100.
- Kozlov M.A. 1967. Palearctic species of egg parasites of the genus *Telenomus* Haliday (Hymenoptera, Scelionidae, Telenominae). *Entomologicheskoye Obozreniye* 46: 361–378.
- Kozlov M.A. 1971. Proctotrupoids (Hymenoptera, Proctotrupoidea) of the USSR. *Trudy Vsesoyuznogo Entomologicheskogo Obshchestva* 54: 3–67.
- Kozlov M.A. 1978. Superfamily Proctotrupoidea. In: Medvedev G.S. (ed.) *Determination of Insects of the European Portion of the USSR. Vol. 3, Part 2*: 538–664. Nauka, Leningrad.
- Kozlov M.A. 1975a. On the fauna of Proctotrupoidea (Hymenoptera) of the Mongolian People's Republic, III, A new genus *Stosta* Kozlov, gen. n. (Platygastridae). *Nasekomye Mongolii* 6: 310–313.
- Kozlov M.A. 1975b. A new Palearctic genus of the family Platygastridae (Hymenoptera, Proctotrupoidea) from Mongolia. *Zoologicheskii Zhurnal* 54: 965–967.
- Kozlov M.A. & Kononova S.V. 1983. *Telenominae of the fauna of the USSR (Hymenoptera, Scelionidae, Telenominae)*. Nauka, Leningrad.
- Kozlov M.A. & Kononova S.V. 1990. *Scelioninae of the Fauna of the USSR (Hymenoptera, Scelionidae, Scelioninae)*. Nauka, Leningrad.

- Kozlov, M.A. & Lê X.H. 1977. Palearctic species of egg parasites of the genus *Trissolcus* Ashmead, 1893 (Hymenoptera, Scelionidae, Telenominae). *Insects of Mongolia* 5: 500–525.
- Latreille P.A. 1810. *Considérations générales sur l'ordre naturel des animaux composant les classes des crustacés, des arachnides, et des insectes: avec un tableau méthodique de leurs genres, disposés en familles*. F. Schoell, Paris. <https://doi.org/10.5962/bhl.title.34917>
- Livshits I.S. & Kuslitskii, S. 1989. *Beneficial fauna of the orchard*. Agropromizdat, Moscow.
- Maidl F. 1925. Franz Friedrich Kohl †. *Konowia* (Vienna) 4: 89–96.
- Masner L. 1959. Some problems of the taxonomy of the subfamily Telenominae (Hym. Scelionidae). *Transactions of the 1st International Conference on Insect Pathology and Biological Control, Prague* 1958: 375–382.
- Masner L. 1960. A revision of the African species of *Leptacis* Först. (Hymenoptera - Platygasteridae). *Revue de Zoologie et de Botanique Africaines* 62: 1–34.
- Masner L. 1961. The genera *Gryon* Hal., *Idris* Foerst. and *Hemisius* Westw. (Hym., Scelionidae). *Časopis Československé Společnosti Entomologické* 58: 157–168.
- Masner L. 1964. A comparison of some Nearctic and Palearctic genera of Proctotrupoidea (Hymenoptera) with revisional notes. *Acta Societatis Entomologicae Čechosloveniae (Časopis Československé Společnosti Entomologické)* 61: 146–152.
- Masner L. 1965. The types of Proctotrupoidea (Hymenoptera) in the British Museum (Natural History) and in the Hope Department of Entomology, Oxford. *Bulletin of the British Museum of Natural History, Entomology Supplement* 1: 3–154. <https://doi.org/10.5962/p.97756>
- Masner L. 1976. Revisionary notes and keys to world genera of Scelionidae (Hymenoptera: Proctotrupoidea). *Memoirs of the Entomological Society of Canada* 97: 1–87. <https://doi.org/10.4039/entm10897fv>
- Masner L. & Muesebeck C.F.W. 1968. The types of Proctotrupoidea (Hymenoptera) in the United States National Museum. *Bulletin of the United States National Museum* 270: 1–143. <https://doi.org/10.5479/si.03629236.270>
- Mayr G. 1879. Ueber die Schlupfwespengattung *Telenomus*. *Verhandlungen der Zoologisch-Botanischen Gesellschaft in Wien* 29: 697–714.
- Mayr G. 1903. Hymenopterologische Miscellen II. *Verhandlungen der Zoologisch-Botanischen Gesellschaft in Wien* 53: 387–403.
- Mayr G. 1907. *Telenomus rufiventris*, n.sp., eine Schlupfwespe. *Horae Societatis Entomologicae Rossicae* 38: 158–160.
- Meier N.F. 1940. Parasites reared in the USSR in 1938–1939 from eggs of the corn-bug (*Eurygaster integriceps* Osch.). *Vestnik Zashchita Rastenii* 3: 79–82.
- Mineo G. 1979. Studies of the Scelionidae (Hym. Proctotrupoidea). IX. Material for a revision of the genus *Gryon* Hal., with description of 4 new species (*G. austraffricanum*, *G. eremiogryon*, *G. laraichii*, *G. Nicolai*) and notes on other scelionids. *Bollettino del Laboratorio di Entomologia Agraria "Filippo Silvestri" Portici* 36: 234–265.
- Mineo G. 1980. Studi sugli Scelionidae (Hym. Proctotrupoidea). X. Materiale per una revisione del genere *Gryon* Haliday: osservazioni su specie note, nuove sinonimie e descrizione del maschio di *Gryon dichropterus* Kozlov. *Bollettino dell'Istituto di Entomologia Agraria e dell'Osservatorio di Fitopatologia di Palermo* 10: 189–203.

- Mineo G. 1983. Studies on the Scelionidae (Hym. Proctotrupoidea) XVIII. Revision of the genus *Gryon* Hal. (Ethiopian-Oriental regions): the *charon*-group. *Phytophaga* 1: 11–26.
- Mineo G. & Caleca V. 1994. New data on some scelionid wasps and description of new species. *Phytophaga* 5: 113–135.
- Mineo G., O'Connor J.P. & Ashe P. 2010. Records of Irish scelionid wasps (Hymenoptera: Platygastroidea, Scelionidae) including notes on the genus *Verrucosicephalia* Szabó. *The Irish Naturalists' Journal* 31 (2): 113–117.
- Muesebeck C.F.W. & Masner L. 1967. Superfamily Proctotrupoidea. In: Krombein K.V. & Burks B.D. (eds) *Hymenoptera of America North of Mexico*. Synoptic Catalog (Agricultural Monograph No 2). Second Supplement: 690–718. United States Government Printing Office, Washington.
- Muesebeck C.F.W. & Walkley L. 1956. Type species of the genera and subgenera of parasitic wasps comprising the superfamily Proctotrupoidea (order Hymenoptera). *Proceedings of the United States National Museum* 1053359: 319–419. <https://doi.org/10.5479/si.00963801.3359.319>
- Nees von Esenbeck C.G. 1834. *Hymenopterorum Ichneumonibus Affinium, Monographiae, Genera Europaea et Species Illustrantes, Vol. 2*. J.G. Cottae, Stuttgart.
- Nixon G.E.J. 1935. A revision of the African Telenominae. *Transactions of the Royal Entomological Society of London* 83 (1): 73–103. <https://doi.org/10.1111/j.1365-2311.1935.tb00416.x>
- Nixon G.E.J. 1937. XII. New Asiatic Telenominae (Hym., Proctotrupoidea). *Annals and Magazine of Natural History* 20 (115): 113–127. <https://doi.org/10.1080/00222933708655322>
- Nixon G.E.J. 1938. XIII. Asiatic Species of *Microphanurus* (Hym., Proctotrupoidea). *Annals and Magazine of Natural History* 2 (8): 122–139. <https://doi.org/10.1080/03745481.1938.9755445>
- Nixon G.E.J. 1958. A synopsis of the African species of *Scelio* Latreille (Hymenoptera: Proctotrupoidea, Scelionidae). *Transactions of the Royal Entomological Society of London* 110 (10): 303–318. <https://doi.org/10.1111/j.1365-2311.1958.tb00785.x>
- O'Connor J.P., Nash R., Notton D.G. & Fergusson N.D.M. 2004. A catalogue of the Irish Platygastroidea and Proctotrupoidea (Hymenoptera). *Occasional Publication of the Irish Biogeographical Society* 7: 1–110.
- Priesner H. 1951. New genera and species of Scelionidae (Hymenoptera, Proctotrupoidea) from Egypt. *Bulletin de l'institut Fouad I du Désert* 1 (2): 119–149.
- Polaszek A. & Kimani, S.W. 1990. Telenomus species (Hymenoptera: Scelionidae) attacking eggs of pyralid pests (Lepidoptera) in Africa: A review and guide to identification. *Bulletin of Entomological Research* 80 (1): 57–71. <https://doi.org/10.1017/S0007485300045922>
- Popovici O.A., Masner L., Lahey Z. & Talamas E.J. 2022. Revision of the Palearctic species of *Fidiobia* Ashmead (Hymenoptera, Platygastroidea). *Journal of Hymenoptera Research* 92: 23–144. <https://doi.org/10.3897/jhr.92.85040>
- Rafinesque C.S. 1815. Analyse de la nature, ou tableau de l'univers et des corps organisés (No. 177). Aux dépens de l'auteur, Palermo. <https://doi.org/10.5962/bhl.title.106607>
- Ratzeburg J.T.C. (1844a). *Die Ichneumoniden der Forstinsecten in forstlicher und entomologischer Beziehung, Vol. 1*. Nicolaischen Buchhandlung, Berlin. <https://doi.org/10.5962/bhl.title.11094>
- Ratzeburg J.T.C. (1844b). *Die Forst-Insecten oder Abbildung und Beschreibung der in den Wäldern Preussens und der Nachbarstaaten als schädlich oder nützlich bekannt gewordenen Insecten, Theil 3, Die Ader-, Zwei-, Halb-, Netz-, und Geradflügler*. Nicolai'sche Buchhandlung, Berlin.

- Riley C.V., Packard A.S. & Thomas C. 1878. *First Annual Report of the United States Entomological Commission for the Year 1877 Relating to the Rocky Mountain Locust and the Best Methods of Preventing its Injuries and of Guarding Against its Invasions, in Pursuance of an Appropriation Made by Congress for This Purpose*. Government Printing Office, Washington.
- Ryakhovskii V.V. 1959. Egg parasites of the sunn pest in the Ukrainian SSR. *Ukrainskii Nauchno-Issledovatel'skii Institut Zashchity Rastenii* 8: 76–88.
- Safavi M. 1968. Étude biologique et écologique des Hyménoptères parasites des œufs des punaises des céréales. *Entomophaga* 13: 381–495.
- Say T. 1928. A description of some new species of Hymenoptera of the United States. *Contributions of the MacLurian Lyceum to the Arts and Sciences* 1: 67–83.
- Sorg M., Schwan H., Stenmans W. & Müller A. 2013. Ermittlung der Biomassen flugaktiver Insekten im Naturschutzgebiet Orbroicher Bruch mit Malaise Fallen in den Jahren 1989 und 2013. *Mitteilungen aus dem Entomologischen Verein Krefeld* 1: 1–5.
- Szabó J.B. 1975. Neue Gattungen und Arten yuder paläarktischen Telenominen (Hymenoptera, Scelionidae). *Annales historico-naturales Musei nationalis hungarici* 67: 265–278.
- Szabó J.B. 1976. Neue Daten zur Kenntnis der Gattung *Asolcus* Nakagawa, 1900 (Hymenoptera: Proctotrupeoidea, Scelionidae). *Folia Entomologica Hungarica* 29: 175–191.
- Szabó J.B. 1978. Neue und wenig bekannte *Telenomus* Haliday, 1833 Arten aus dem Karpaten-becken (Hymenoptera: Scelionidae). *Folia Entomologica Hungarica* 31: 219–236.
- Szabó J.B. 1981. Contributions to the platygasterid wasps of the Hortobágy National Park (Hymenoptera, Platygasteridae). In: Mahunka S. (ed) *The Fauna of the Hortobágy National Park, Vol. 1*. Akadémiai Kiadó, Budapest: 285–297.
- Szelényi G. 1938. Über eine verkannte Gattung der Platygasteriden, nebst Beschreibung 2 neuer Arten aus der Familie der Scelioniden (Hym. Proctotr.). *Folia Entomologica Hungarica* 3: 100–106.
- Talamas E.J. & Buffington M.L. 2014. Updates to nomenclature of Platygastroidea in the Zoological Institute of the Russian Academy of Sciences. *Journal of Hymenoptera Research* 39: 99–117. <https://doi.org/10.3897/JHR.39.7698>
- Talamas E.J. & Buffington M.L. 2015. Fossil Platygastroidea in the National Museum of Natural History, Smithsonian Institution. *Journal of Hymenoptera Research* 47: 1–52. <https://doi.org/10.3897/JHR.47.5730>
- Talamas E.J., Johnson N.F. & Buffington M. 2015. Key to Nearctic species of *Trissolcus* Ashmead (Hymenoptera, Scelionidae), natural enemies of native and invasive stink bugs (Hemiptera, Pentatomidae). *Journal of Hymenoptera Research* 43: 45–110. <https://doi.org/10.3897/JHR.43.8560>
- Talamas E.J., Buffington M.L. & Hoelmer K. 2017. Revision of Palearctic *Trissolcus* Ashmead (Hymenoptera, Scelionidae). In: Talamas E.J. & Buffington M.L. (eds) *Advances in the Systematics of Platygastroidea*. *Journal of Hymenoptera Research* 56: 3–185. <https://doi.org/10.3897/jhr.56.10158>
- Talamas E.J., Bremer J.S., Moore M.R., Bon M.C., Lahey Z., Roberts C.G., Combee L.A., McGathey N., van Noort S., Timokhov A., Hougardy E. & Hogg B. 2021. A maximalist approach to the systematics of a biological control agent: *Gryon aetherium* Talamas, sp. nov. (Hymenoptera, Scelionidae). In: Lahey Z. & Talamas E. (eds) *Advances in the Systematics of Platygastroidea III*. *Journal of Hymenoptera Research* 87: 323–480. <https://doi.org/10.3897/jhr.87.72842>
- Thomson C.G. 1859. Sveriges Proctotruper. Tribus VII. Platygastriini. *Öfversigt af Kongliga Ventenskaps-Akademiens Förhandlingar* 16: 69–87.

- Thomson C.G. 1860. Sveriges Proctotruper. Tribus IX. Telenomini. *Öfversigt af Kongliga Ventenskaps-Akademiens Förhandlingar* 17: 169–175.
- Tortoricci F., Talamas E., Moraglio S., Pansa M., Asadi-Farfar M., Tavella L. & Caleca V. 2019. A morphological, biological and molecular approach reveals four cryptic species of *Trissolcus* Ashmead (Hymenoptera, Scelionidae), egg parasitoids of Pentatomidae (Hemiptera). *Journal of Hymenoptera Research* 73: 153–200. <https://doi.org/10.3897/jhr.73.39052>
- Viktorov G.A. 1964. Food specialization of egg parasites of *Eurygaster integriceps* Put. and the role of this specialization for the diagnostics of species in the genus *Asolcus* Nakagawa (*Microphanurus* Kieffer) (Hymenoptera, Scelionidae). *Zoologicheskii Zhurnal* 43: 1011–1025.
- Viktorov G.A. 1967. *Problems in Insect Population Dynamics with Reference to the Sunn Pest*. Nauka, Moscow.
- Vlug H.J. 1973. The species of Platygastriidae (Hymenoptera, Proctotrupoidea) in the collection of the Naturhistorisches Museum in Vienna with special reference to the types of Förster. *Entomophaga* 18 (2): 175–184. <https://doi.org/10.1007/BF02372027>
- Vlug H.J. 1976. *Synopeas talhouki* n.sp. (Hym. Platygastriidae), a parasite of *Odinadiplosis amygdali* (Anagnostopoulos) (Dipt. Cecidomyiidae) with notes on its distribution and biology. *Zeitschrift für Angewandte Entomologie* 80: 262–266. <https://doi.org/10.1111/j.1439-0418.1976.tb03323.x>
- Vlug H.J. 1985. The types of Platygastriidae (Hymenoptera, Scelionoidea) described by Haliday and Walker and preserved in the National Museum of Ireland and the British Museum (Natural History). 2. Keys to species, redescriptions, synonymy. *Tijdschrift voor Entomologie* 127 (9): 179–224.
- Vlug H.J. 1995. Catalogue of the Platygastriidae (Platygastroidea) of the world (Insecta: Hymenoptera). *Hymenopterorum Catalogus* 19: 1–168.
- Vlug H.J. & Graham W. 1984. The types of Platygastriidae (Hymenoptera, Scelionoidea) described by Haliday and Walker and preserved in the National Museum of Ireland and the British Museum (Natural History). 1. Designation of lectotypes. *Tijdschrift voor Entomologie* 127 (6): 115–135.
- Voegelé J. 1969. Les hyménoptères parasites oophages des Aelia. *Al Awamia* 31: 137–323.
- Walker F. 1835. On the species of *Platygaster*, & c. *The Entomological Magazine* 3: 217–274.
- Walker F. 1836. On the species of *Teleas*, & c. *The Entomological Magazine* 3: 341–370.
- Watanabe C. 1951. On five scelionid egg-parasites of some pentatomid and coreid bugs from Shikoku, Japan (Hymenoptera: Proctotrupoidea). *Transactions of the Shikoku Entomological Society* 2: 17–26.
- Yu D.S., van Achterberg C. & Horstmann K. 2016. TaxaPad 2016, Ichneumonoidea 2015. Ottawa, Ontario. Database on flash-drive.

Manuscript received: 21 July 2023

Manuscript accepted: 14 February 2024

Published on: 18 June 2024

Topic editor: Tony Robillard

Section editor: Gavin Broad

Desk editor: Thomas Guyomard

Printed versions of all papers are also deposited in the libraries of the institutes that are members of the *EJT* consortium: Muséum national d'histoire naturelle, Paris, France; Meise Botanic Garden, Belgium; Royal Museum for Central Africa, Tervuren, Belgium; Royal Belgian Institute of Natural Sciences, Brussels, Belgium; Natural History Museum of Denmark, Copenhagen, Denmark; Naturalis Biodiversity Center, Leiden, the Netherlands; Museo Nacional de Ciencias Naturales-CSIC, Madrid, Spain; Leibniz Institute for the Analysis of Biodiversity Change, Bonn – Hamburg, Germany; National Museum of the Czech Republic, Prague, Czech Republic.