

CERN-EP-2018-106
9 May 2018

Production of the $\rho(770)^0$ meson in pp and Pb–Pb collisions at $\sqrt{s_{NN}} = 2.76$ TeV

ALICE Collaboration*

Abstract

The production of the $\rho(770)^0$ meson has been measured at mid-rapidity ($|y| < 0.5$) in pp and centrality differential Pb–Pb collisions at $\sqrt{s_{NN}} = 2.76$ TeV with the ALICE detector at the Large Hadron Collider. The particles have been reconstructed in the $\rho(770)^0 \rightarrow \pi^+ \pi^-$ decay channel in the transverse momentum (p_T) range 0.5 – 11 GeV/ c . A centrality dependent suppression of the ratio of the integrated yields $2\rho(770)^0/(\pi^+ + \pi^-)$ is observed. The ratio decreases by $\sim 40\%$ from pp to central Pb–Pb collisions. A study of the p_T -differential $2\rho(770)^0/(\pi^+ + \pi^-)$ ratio reveals that the suppression occurs at low transverse momenta, $p_T < 2$ GeV/ c . At higher momentum, particle ratios measured in heavy-ion and pp collisions are consistent. The observed suppression is very similar to that previously measured for the $K^*(892)^0/K$ ratio and is consistent with EPOS3 predictions that may imply that rescattering in the hadronic phase is a dominant mechanism for the observed suppression.

arXiv:1805.04365v1 [nucl-ex] 11 May 2018

© 2018 CERN for the benefit of the ALICE Collaboration.

Reproduction of this article or parts of it is allowed as specified in the CC-BY-4.0 license.

*See Appendix A for the list of collaboration members

1 Introduction

Due to its very short lifetime ($\tau \sim 1.3 \text{ fm}/c$) the $\rho(770)^0$ meson is well suited to study various properties of the interaction dynamics in nucleon-nucleon and heavy-ion collisions [1]. Previous measurements at LEP [2–5] and RHIC [6] showed that properties of $\rho(770)$ mesons reconstructed in the two-pion decay channel are modified in high-energy hadronic interactions and e^+e^- annihilation. At low momentum, reconstructed $\rho(770)$ meson peaks were found to be significantly distorted from the p -wave Breit-Wigner shape. The observed modifications in the $\rho(770)^0 \rightarrow \pi^+\pi^-$ channel were explained by rescattering of pions ($\pi^+\pi^- \rightarrow \rho(770)^0 \rightarrow \pi^+\pi^-$), Bose-Einstein correlations between pions from $\rho(770)^0$ decays and pions in the surrounding matter, and interference between differently produced $\pi^+\pi^-$ final states [7–9]. In general, the masses of $\rho(770)^0$ mesons produced in hadronic interactions were measured to be systematically lower than the masses measured in e^+e^- annihilation and a world-averaged difference of $\sim 10 \text{ MeV}/c^2$ was reported in [1]. It is apparent that these effects depend on the charged pion density in the final state and should also play an important role in proton-nucleus and nucleus-nucleus collisions.

In heavy-ion collisions, properties of $\rho(770)^0$ mesons can additionally be affected by the hot and dense matter produced in such collisions and by pseudo-elastic or elastic interactions in the late hadron gas stage occurring between chemical and kinetic freeze out. In-medium modification of $\rho(770)^0$ mesons was proposed as one of the signals for chiral symmetry restoration [10–12]. Dilepton continuum measurements in heavy-ion collisions at the SPS [13–20] and RHIC [21–23] indeed exhibit an excess of low- p_T dilepton pairs below the mass of the $\rho(770)^0$ with respect to a hadronic cocktail from all known sources. Results at the SPS and RHIC are well reproduced by models, which assume that $\rho(770)^0$ mesons are regenerated via $\pi^+\pi^-$ annihilation throughout the hadron fireball lifetime and freeze out later than the other, longer-lived hadrons. The low-mass dilepton excess is thus identified as the thermal radiation signal from the hadron gas phase, with broadening of the $\rho(770)^0$ meson spectral function from the scattering off baryons in the dense hadronic medium and thermal radiation from the QGP. In heavy-ion collisions, rescattering and regeneration are expected to occur between chemical and kinetic freeze-out, affecting the final state yields and peak shapes of short-lived resonances [24–26]. Rescattering of daughter particles with the surrounding hadrons changes the kinematics of the decay and some of the resonances can no longer be reconstructed. However the process of regeneration, in which pseudo-elastic scattering of hadrons results in the production of resonances, tends to increase the yields. The cumulative effect depends on the lifetime of the hadronic phase and that of the resonance, as well as on particle cross sections and medium density. Previous measurements at RHIC and the Large Hadron Collider (LHC) showed suppressed production of $K^*(892)^0$ [27, 28] and $\Lambda(1520)$ [29] but no effect for longer-lived resonances such as the $\phi(1020)$ [27, 30] and $\Sigma(1385)^\pm$ [29] in central heavy-ion collisions. These results are qualitatively consistent with expectations from rescattering and regeneration in the hadronic phase. These measurements allowed for model-dependent estimates of the hadronic phase lifetime of at least 2 – 4 fm/ c in central collisions [27, 29]. With the addition of the very short-lived $\rho(770)^0$ meson to this study, one can gain additional insight into processes occurring in the late hadronic phase. A measurement of $\rho(770)^0$ mesons at high p_T also contributes to the systematic study of parton energy loss via a measurement of leading hadron suppression [31–33].

The measurement of $\rho(770)^0 \rightarrow \pi^+\pi^-$ in heavy-ion collisions was done only in peripheral Au–Au collisions at $\sqrt{s_{NN}} = 200 \text{ GeV}$, where the ratio of integrated yields, $2\rho(770)^0/(\pi^+ + \pi^-)$ was found to be consistent with that in pp collisions and the reconstructed mass of the $\rho(770)^0$ was shifted to lower values [6]. In this paper, production of $\rho(770)^0$ mesons is studied in the $\rho(770)^0 \rightarrow \pi^+\pi^-$ decay channel in pp and centrality differential Pb–Pb collisions at $\sqrt{s_{NN}} = 2.76 \text{ TeV}$, including in the 0-20% most central Pb–Pb collisions. Measurements in the hadronic decay channel do not have enough sensitivity for a detailed study of the reconstructed $\rho(770)^0$ meson peak shape. As a result, particle yields can be extracted only by using a certain peak model with a limited number of parameters. At present, there are no measurements for the $\rho(770)^0$ meson yields or line shapes available in the di-lepton decay

channels at LHC energies. Besides, sensitivity to the in-medium spectral function of the $\rho(770)^0$ is expected to be different in the di-lepton and the hadronic decay channels. Measurements in the di-lepton channels are sensitive to the whole evolution of the system since leptons leave the fireball mostly unaffected. Measurements in the hadronic channel, because of rescattering and regeneration, should be more sensitive to $\rho(770)^0$ mesons, which decay late in the evolution of the hadron gas, where the medium density is low and the mean free path of the decay pions is large. Prediction of the $\rho(770)^0$ peak shape in the hadronic channel should rely on the models that describe the full dynamics of heavy-ion collisions, including the late hadronic phase. An example of such studies performed for $K^*(892)^0$ can be found in [34]. Similar studies are not yet available for $\rho(770)^0$. In this work, the yields of $\rho(770)^0$ mesons in pp collisions in different p_T bins were extracted by using a p -wave relativistic Breit-Wigner function corrected for phase space, a mass dependent reconstruction efficiency and pion interference as described by the Söding parameterization [35]. The peak position was kept as a free parameter. Due to the lack of detailed predictions for the $\rho(770)^0$ meson peak shape as a function of transverse momentum and centrality in heavy-ion collisions, the same model was also used in Pb–Pb collisions.

The paper is organized as follows. Details of the data analysis and the peak model are described in Section 2. Sections 3 and 4 present details on the normalization and corrections used to obtain the invariant differential yields of $\rho(770)^0$ mesons in pp and Pb–Pb collisions. Results, including $\rho(770)^0$ meson yields, reconstructed masses, particle ratios and nuclear modification factors are presented in Section 5 and compared to model predictions where available. For the remainder of this paper, the $\rho(770)^0$ will be denoted by the symbol ρ^0 and the half sum of the charged pion yields $(\pi^+ + \pi^-)/2$ as π .

2 Data analysis

2.1 Event and track selection

In this work, the production of ρ^0 mesons is measured at mid-rapidity ($|y| < 0.5$) in Pb–Pb and pp collisions at $\sqrt{s_{NN}} = 2.76$ TeV using the data samples collected by the ALICE experiment at the LHC during the 2010 and 2011 data taking periods, respectively. The experimental setup and the event selection criteria for these periods are described in detail in previous ALICE publications on resonance production [27, 36].

The main detector subsystems used in this analysis are the V0 detectors, the Inner Tracking System (ITS), the Time Projection Chamber (TPC) and the Time-of-Flight (TOF) detector [37]. The minimum bias trigger in pp collisions was configured to obtain high efficiency for hadronic interactions and required at least one hit in either of the V0 detectors (V0A and V0C) or in the Silicon Pixel Detector (SPD), which constitutes the two innermost layers of the ITS. In Pb–Pb collisions, the minimum bias trigger required at least two out of the following three conditions: (i) two hits in the outer layer of the SPD, (ii) a signal in V0A, (iii) a signal in V0C [38]. The collision centrality is determined on the basis of the multiplicity measured in the V0 detectors. Glauber-model simulations are used to estimate the average number of participants ($\langle N_{part} \rangle$) and number of binary inelastic nucleon-nucleon collisions ($\langle N_{coll} \rangle$) for each selected centrality interval [39, 40]. The number of analyzed minimum bias events is equal to about 6×10^7 in pp collisions, corresponding to an integrated luminosity of $\mathcal{L}_{int} = N_{MB}/\sigma_{MB} = 1.1 \text{ nb}^{-1}$, where N_{MB} and $\sigma_{MB} = (55.4 \pm 1.0) \text{ mb}$ are the number and cross section of pp collisions passing the minimum bias trigger conditions [41]. In Pb–Pb collisions the number of analyzed events is 17.5×10^6 . The TPC is used to reconstruct charged particle tracks with the requirement that the track has crossed at least 70 read-out rows out of a maximum 159 [42]. Only high-quality tracks reconstructed with the TPC and ITS are selected for analysis; tracks are required to be matched to the primary vertex within 2 cm in the longitudinal direction and within 7σ in the transverse plane, where σ is $(0.0015 + 0.0050/p_T^{1.1}) \text{ cm}$ for pp and $(0.0026 + 0.0050/p_T^{1.01}) \text{ cm}$ for Pb–Pb [27], with p_T in units of GeV/c . The primary vertex is

required to be within ± 10 cm of the detector center along the beam axis. Tracks are required to have a minimum transverse momentum of 150 MeV/ c in pp collisions and 400 MeV/ c in Pb–Pb collisions and a pseudorapidity of $|\eta| < 0.8$. The higher p_T cut in Pb–Pb collisions was needed to improve the signal-to-background ratio at low and intermediate momentum. To be identified as charged pions, reconstructed tracks in pp collisions need to have a specific ionisation energy loss dE/dx measured in the TPC within $2\sigma_{\text{TPC}}$ of the expected value. For Pb–Pb collisions, particles with a signal in the TOF subsystem are identified by requiring the time-of-flight and dE/dx to be within $2\sigma_{\text{TOF}}$ and $5\sigma_{\text{TPC}}$ of the expected values, respectively. Particles without a signal in the TOF are identified in the same way as in pp collisions. The σ_{TPC} is about 5% for isolated tracks and 6.5% for central Pb–Pb collisions. The typical value of σ_{TOF} is about 80 ps.

2.2 Yield extraction

Yields of ρ^0 mesons for each p_T and centrality interval are measured by calculating invariant mass distributions of oppositely charged identified pions ($\pi^+\pi^-$ pairs). The combinatorial background is estimated using the like-sign method: this background is $2\sqrt{N^{++}N^{--}}$, where N^{++} and N^{--} are the numbers of $\pi^+\pi^+$ and $\pi^-\pi^-$ pairs within the same event, respectively. In addition to the uncorrelated combinatorial background, the like-sign method also partly subtracts the minijet [43] contribution in the background; this is the main reason why it is preferred to the mixed-event approach in this analysis. However, production of like-sign and opposite-sign pairs in jets differ and a perfect background description is not expected. Examples of invariant mass distributions after subtraction of the like-sign background in minimum bias pp, 0–20% and 60–80% central Pb–Pb collisions at $\sqrt{s_{\text{NN}}} = 2.76$ TeV are shown in Fig. 1.

After subtraction of the like-sign background, the resulting distributions contain the remaining correlated background from minijets and pairs from hadronic decays. The latter has a very complex shape, which depends on $\pi^+\pi^-$ pair invariant mass and transverse momentum. The main contributions to the correlated background are: (i) $\omega(782) \rightarrow \pi^0\pi^+\pi^-$, $\omega(782) \rightarrow \pi^+\pi^-$, $f_0(980) \rightarrow \pi^+\pi^-$, $f_2(1270) \rightarrow \pi^+\pi^-$ and $K_S^0 \rightarrow \pi^+\pi^-$, (ii) $K^*(892)^0 \rightarrow K^\pm\pi^\mp$, where the charged kaon in the final state is reconstructed as a pion, and (iii) $\eta \rightarrow \pi^0\pi^+\pi^-$, $\eta'(958) \rightarrow \eta\pi^+\pi^-$ and $\phi(1020) \rightarrow K^-K^+$ decays. The first two contributions overlap with the wide ρ^0 meson peak and need to be correctly accounted for as described in Section 2.1.2. The last contribution can be neglected if the analysis is limited to a mass range of $M_{\pi^+\pi^-} > 0.4$ GeV/ c^2 . Contributions from misreconstructed decays of heavier hadrons do not result in peaked structures and were estimated to be negligible.

In order to extract the ρ^0 yields, the invariant mass distributions after subtraction of the combinatorial like-sign background are fitted with a function that accounts for all known correlated contributions to the $\pi^+\pi^-$ mass distribution. In this section, we discuss the assumptions used to approximate different components of the background.

2.2.1 Background from minijets

The invariant mass distribution of $\pi^+\pi^-$ pairs has been extensively studied using full event Monte-Carlo simulations of the experimental setup. PYTHIA 6 [44] and HIJING [45] are used as event generators for pp and Pb–Pb collisions, respectively. The produced particles and their decay products are propagated through the ALICE detector using GEANT 3 [46]. Invariant mass distributions for pairs of charged pions are accumulated after application of the same event, track and particle identification cuts as in data. The study shows that after subtraction of the like-sign background and known contributions from K_S^0 , η , ρ^0 , $\omega(782)$, $K^*(892)^0$, $\eta'(958)$, $f_0(980)$, $\phi(1020)$ and $f_2(1270)$, the remaining background has a smooth dependence on mass. Based on a dedicated study of PYTHIA simulations, this remaining contribution is due to minijets. As described in [3–5], the remaining background is parameterized with the following function: $F_{\text{BG}}(M_{\pi\pi}) = (M_{\pi\pi} - 2m_\pi)^n \cdot \exp(A + B \cdot M_{\pi\pi} + C \cdot M_{\pi\pi}^2)$, where m_π is the mass of the charged pion and n , A , B and C are fit parameters. It has been checked that this function describes

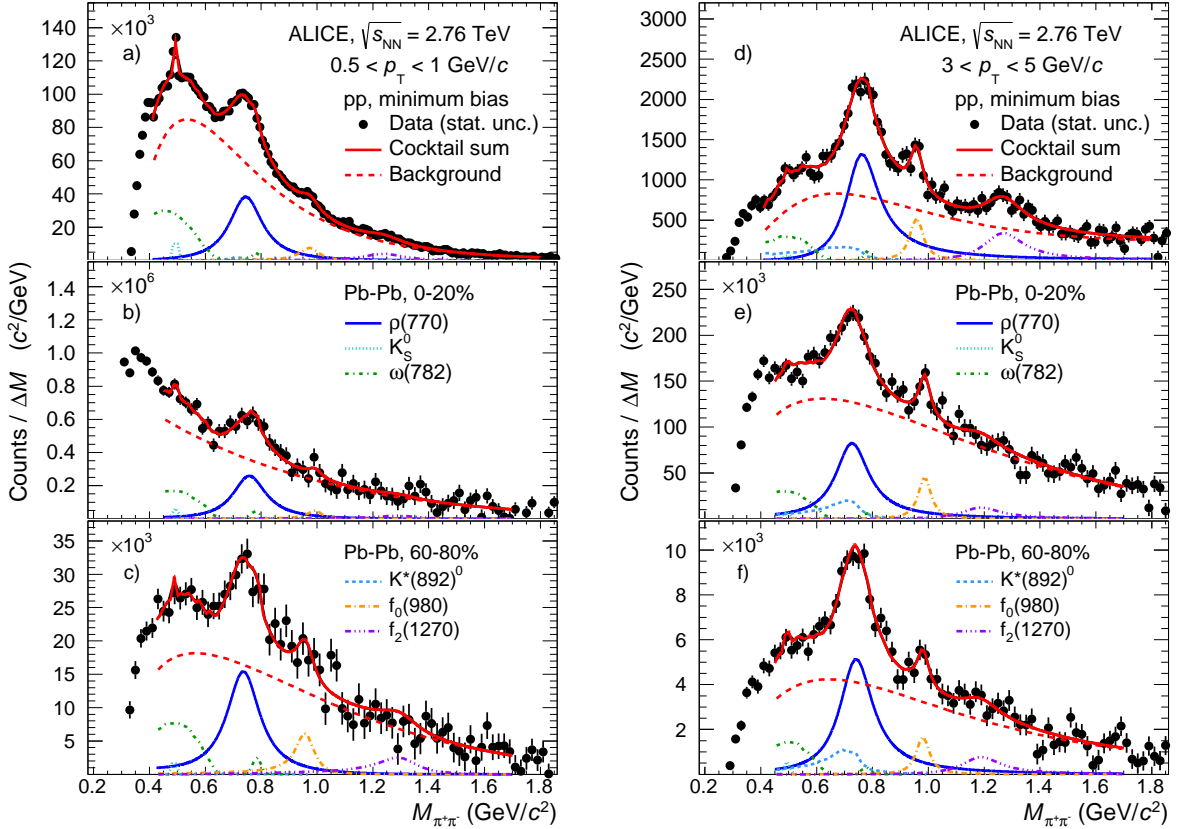


Fig. 1: (Color online) Invariant mass distributions for $\pi^+\pi^-$ pairs after subtraction of the like-sign background. Plots on the left and right are for the low and high transverse momentum intervals, respectively. Examples are shown for minimum bias pp, 0–20% and 60–80% central Pb–Pb collisions at $\sqrt{s_{NN}} = 2.76$ TeV. Solid red curves represent fits to the function described in the text. Colored dashed curves represent different components of the fit function, which includes a smooth remaining background as well as contributions from K_S^0 , ρ^0 , $\omega(782)$, $K^*(892)^0$, $f_0(980)$ and $f_2(1270)$. See text for details.

the remaining background in Monte-Carlo events for all analyzed p_T and centrality intervals. A lower order polynomial in the exponential would not provide enough flexibility for the function to describe the remaining background in a wide mass range. A higher order polynomial, while not improving the fit quality, could result in unjustified fluctuations of the background function. When a polynomial is tried as a fit function, it needs larger number of fit parameters to describe the background in the same mass range. Parameters of the background function are not constrained in fits to data.

2.2.2 Contributions from K_S^0 , $\omega(782)$ and $K^*(892)^0$

The production of $K^*(892)^0$ mesons in pp and Pb–Pb collisions at $\sqrt{s_{NN}} = 2.76$ TeV was measured in [27, 36]. The yield of K_S^0 mesons in pp collisions is estimated as $(K^+ + K^-)/2$ using the charged kaon measurements published in [47]. For Pb–Pb collisions, the production of K_S^0 mesons was measured in [48]. The production of $\omega(782)$ mesons has not been measured in the collision systems under study. However, it has been estimated using procedures similar to those previously used in calculations of hadronic cocktails in the dilepton continuum or direct photon measurements [21, 23, 49, 50].

Contributions from K_S^0 , $\omega(782)$ and $K^*(892)^0$ are approximated with templates extracted from Monte-Carlo simulations and normalized to known yields. The template shapes are simulated by applying the same analysis cuts as in data and reconstructing the K_S^0 , $\omega(782)$ and $K^*(892)^0$ mass shapes in the $\pi^+\pi^-$ channel separately for each p_T and centrality interval used in the ρ^0 analysis. Then the templates are normalized to the independently measured K_S^0 , $\omega(782)$ and $K^*(892)^0$ yields in the corresponding intervals, corrected for the branching ratios and the acceptance times reconstruction efficiency values ($A \times \epsilon_{\text{rec}}$, hereafter “efficiency”) estimated in simulations.

Measurements of the $\omega(782)$ meson p_T spectrum are rare. A summary of the world-wide measurements of $\omega(782)$ mesons in pp collisions at different energies is given in the left panel of Fig. 2 [51, 52]. The data are presented in terms of the ω/π ratio. Most of the data come from PHENIX measurements at $\sqrt{s} = 200$ GeV. It is important to note that the ω/π ratio does not depend on the collision energy within uncertainties in the range $\sqrt{s} = 62 - 200$ GeV. In this analysis, it is assumed that the ω/π ratio stays constant in the range $\sqrt{s} = 200 - 2760$ GeV. This assumption is supported by other light-flavor meson ratios like K/π , η/π and ϕ/π , which do not show any significant energy dependence in pp collisions in the range $\sqrt{s} = 200 - 7000$ GeV [47, 53–57]. This assumption is also confirmed with PYTHIA 6 [44] and PYTHIA 8 [58] calculations, which predict the ω/π ratios in pp collisions at $\sqrt{s} = 200$ GeV and $\sqrt{s} = 2.76$ TeV to be consistent within 10%.

For pp collisions at $\sqrt{s} = 2.76$ TeV, the shape of the $\omega(782)$ p_T spectrum is approximated using the fit to π spectrum [47] with a m_T -scaling correction [59]. The function, which is fit to the transverse momentum distribution of pions, is transformed into a production spectrum of $\omega(782)$ in two steps. First, p_T^π of charged pions in the function is replaced with $\sqrt{m_\omega^2 - m_\pi^2 + p_T^\omega}$, where m_ω and p_T^ω are the mass and transverse momentum of the ω meson. Second, the resulting function is scaled to the ω/π ratio measured at high transverse momentum. Based on the left panel of Fig. 2, the ratio is normalized to $\omega/\pi = 0.81$, which is in agreement with the value of $\omega/\pi = 0.81 \pm 0.02 \pm 0.09$ measured by PHENIX in pp collisions at $\sqrt{s} = 200$ GeV [51]. The ratio of the derived $\omega(782)$ spectrum to the measured π spectrum is shown with a curve in the same figure. The shaded region corresponds to a $\pm 20\%$ variation of the ω/π ratio, which is used in Section 5 to estimate the systematic uncertainty for measurement of the ρ^0 yields.

For Pb–Pb collisions one has to additionally account for radial flow that modifies the shapes of particle production spectra at low and intermediate transverse momenta. The strength of the radial flow for each centrality interval is estimated by simultaneous fits of the charged pion, kaon and (anti)proton production spectra [60, 61] with Tsallis Blast-Wave (TBW) functions [62]. The non-extensivity parameter q is set to be equal for mesons and baryons, thus keeping all fit parameters the same for all particles, except for

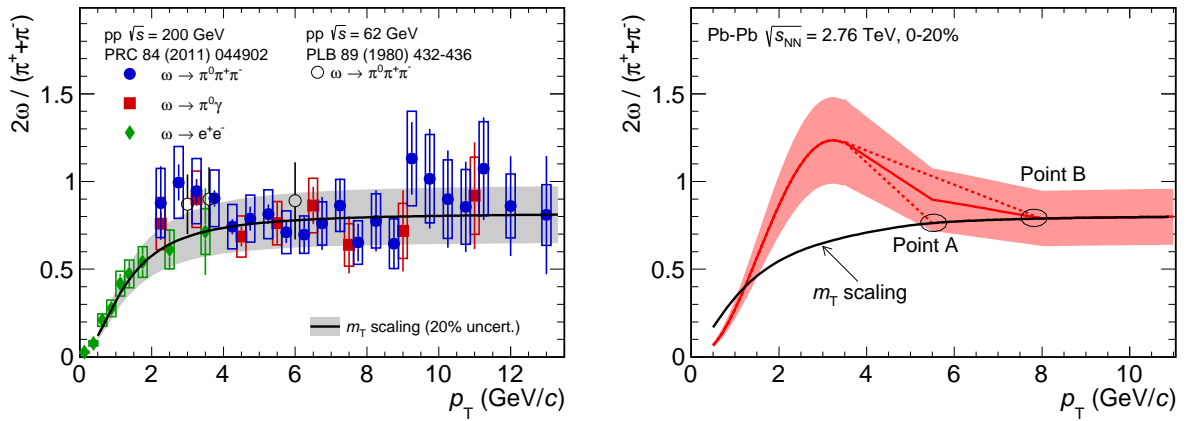


Fig. 2: (Color online) Left: measured ω/π ratio as a function of transverse momentum in pp collisions at $\sqrt{s} = 62$ and 200 GeV [51, 52]. The smooth curve shows the estimated ω/π ratio in pp collisions at $\sqrt{s} = 2.76$ TeV. Right: estimated ω/π ratio as a function of the transverse momentum for 0–20% central Pb–Pb collisions at $\sqrt{s_{NN}} = 2.76$ TeV. The shaded regions in the two panels correspond to a $\pm 20\%$ variation of the ratio, see text for details.

particle masses and normalizations. Pions, kaons and protons are fit in similar p_T ranges, from the lowest measured momentum (0.1 GeV/c, 0.2 GeV/c and 0.3 GeV/c for pions, kaons and protons, respectively) up to 3.5 GeV/c. In this range, the fits reproduce the measured results within the experimental uncertainties. Fits performed in different p_T ranges, 0.1 – 2 GeV/c and 0.5 – 3.5 GeV/c produce very similar results and therefore lead to negligible systematic uncertainties in this procedure. For all fits, it has been checked that the total integrated yields extracted from the fit curves are consistent with the published values within uncertainties. The expected $\omega(782)$ p_T spectrum is parameterized with a TBW function with the $\omega(782)$ mass [1] and all other fit parameters set to the values from the combined fit. This function is normalized so that the ratio of the integrated yields $\omega/\pi = 0.1$. This value of the ratio was previously measured with high precision in pp and e^+e^- collisions [3, 63]. Measurements of the ratio in heavy-ion collisions are available only from STAR in Au–Au collisions at $\sqrt{s_{NN}} = 200$ GeV: $\omega/\pi = 0.086 \pm 0.019$ [21]. This measurement is in good agreement with pp results. This is similar to the K/π and p/π ratios, which vary only within $\sim 20\%$ from pp to central heavy-ion collisions for $\sqrt{s_{NN}} = 200 - 2760$ GeV [60]. The resulting ω/π ratio is shown in the right panel of Fig. 2 with a solid red curve. The shaded region around the curve corresponds to a $\pm 20\%$ variation of the ratio, which is used to estimate the systematic uncertainty (see Section 5). Up to $p_T = 3.5$ GeV/c the ratio is determined from TBW fits as described above. It is important to note that two alternative approaches are also used for estimation of the $\omega(782)$ production spectrum in this p_T range. In these approaches, only the production spectra for charged pions and kaons or only the spectra for charged kaons and (anti)protons are used to fix parameters of the TBW function. Both approaches result in ω/π ratios which are consistent with the default value within the shaded region.

At very high transverse momentum it is assumed that the ω/π ratio returns to the same values measured in pp collisions (a m_T -scaled π^\pm spectrum), similar to what is observed for other ratios like K/π and p/π [47]. This assumption is also confirmed by PHENIX in Au–Au collisions at $\sqrt{s_{NN}} = 200$ GeV where the ω/π ratio was measured at high p_T to be $\omega/\pi = 0.82 \pm 0.09 \pm 0.06$ [51], very close to the value in pp collisions. The exact p_T value at which the influence of radial flow becomes negligible for $\omega(782)$ mesons is not known. It is expected to be mass dependent and sit in between p_T values where the K/π (Point A) and p/π (point B) ratios measured in Pb–Pb collisions merge with those measured in pp collisions. The dashed lines show how the ω/π ratio would look in the transition region if the merging point to the m_T -scaled curve was the same as for K/π or p/π . For the nominal ω/π ratio we choose the average of the ω/π ratios obtained for these two extreme cases, shown with a solid line. The

merging point for $\omega(782)$ is varied between the merging points for K/π and p/π for a study of systematic uncertainties. One can see that the two extreme cases for the transition are within the shaded region.

2.2.3 Contributions from ρ^0 , $f_0(980)$ and $f_2(1270)$

Contributions from ρ^0 , $f_0(980)$ and $f_2(1270)$ mesons are described analytically. The shapes of these resonances are described with a relativistic Breit-Wigner function (rBW) [64, 65]:

$$\text{rBW}(M_{\pi\pi}) = \frac{AM_{\pi\pi}M_0\Gamma(M_{\pi\pi})}{(M_0^2 - M_{\pi\pi}^2)^2 + M_0^2\Gamma^2(M_{\pi\pi})}, \quad (1)$$

where M_0 is the mass of the resonance under study and A is a normalization constant. For wide resonances one should account for the dependence of the resonance width on mass:

$$\Gamma(M_{\pi\pi}) = \left(\frac{M_{\pi\pi}^2 - 4m_\pi^2}{M_0^2 - 4m_\pi^2} \right)^{(2J+1)/2} \times \Gamma_0 \times M_0/M_{\pi\pi}, \quad (2)$$

where Γ_0 is the width of the resonance, m_π is the charged pion mass and J is equal to 0 for $f_0(980)$, 1 for ρ^0 and 2 for $f_2(1270)$. The masses of ρ^0 , $f_0(980)$ and $f_2(1270)$ are kept as free parameters. As has been pointed out, measurements of ρ^0 mesons in the hadronic decay channel do not have enough sensitivity for a detailed study of the resonance peak shape. As a result, the width of the ρ^0 is fixed to $149.3 \text{ GeV}/c^2$, which corresponds to the resonance width in vacuum $147.8 \pm 0.9 \text{ GeV}/c^2$ [1] convoluted with the detector mass resolution extracted from simulations. Due to the large width of the ρ^0 peak, its smearing due to the mass resolution results in a negligible change in the extracted yields. The width of the $f_0(980)$ is limited to be within $40\text{--}100 \text{ MeV}/c^2$ and the width of the $f_2(1270)$ is fixed to $186.7 \text{ MeV}/c^2$ [1].

Since resonances can be produced through $\pi\pi$ scattering in the hadronic phase, the reconstructed peaks can be affected by the phase space available for pions. It was suggested in [6, 66–68] to use a Boltzmann factor to account for the phase space correction

$$PS(M_{\pi\pi}) = \frac{M_{\pi\pi}}{\sqrt{M_{\pi\pi}^2 + p_T^2}} \times \exp\left(-\sqrt{M_{\pi\pi}^2 + p_T^2}/T\right), \quad (3)$$

where T is the kinetic freeze-out temperature, set to 160 MeV in pp and 120 MeV in heavy-ion collisions [60, 69].

The ρ^0 , $f_0(980)$ and $f_2(1270)$ resonances have quite large widths. Efficiencies for these mesons can change with particle masses at a given transverse momentum, resulting in distortion of the reconstructed peak shapes. The effect is most prominent at low p_T , where the efficiency $A \times \epsilon_{\text{rec}}$ rapidly increases with mass and transverse momentum. Therefore, the peak shapes for ρ^0 , $f_0(980)$ and $f_2(1270)$ are corrected for the dependence of $A \times \epsilon_{\text{rec}}$ on the particle masses. The corresponding corrections are evaluated from Monte-Carlo simulations.

Previous measurements showed that ρ^0 meson peaks reconstructed in the $\pi^+\pi^-$ decay channel are distorted: the central value (mass) was shifted to lower values by tens of MeV/c^2 . This phenomenon was studied in detail at LEP [2–5] and was also observed at RHIC [6]. The modification of the reconstructed ρ^0 meson shape was explained by Bose-Einstein correlations between identical pions in the final state (including decay pions from short-lived ρ^0 mesons) and interference between final states which are either two directly produced pions or two pions from ρ^0 decays. Both effects result in a similar modification of the peak shape, which at LEP was accounted for by including an interference term parameterized by Söding [35] in the peak model

$$f_i(M_{\pi\pi}) = C \left(\frac{M_0^2 - M_{\pi\pi}^2}{M_{\pi\pi} \Gamma(M_{\pi\pi})} \right) f_s(M_{\pi\pi}), \quad (4)$$

where $f_s(M_{\pi\pi})$ is the default peak shape as described above, $f_i(M_{\pi\pi})$ is the interference term and C is a free parameter that determines the strength of the interference. Using this term in the peak model enhances the left side of the reconstructed peak and suppresses the right side of the peak. If one fits the distorted peak with the regular rBW function, the reconstructed mass is shifted towards lower values and the fit quality is poor due to the distorted tails. We note that RHIC [64] and LHC [65] measurements of photoproduction of ρ^0 mesons in ultra-peripheral heavy-ion collisions were performed with this Söding correction included in the peak model and the reconstructed parameters of ρ^0 were found to be in agreement with vacuum values. In this study, the extraction of ρ^0 meson yields is performed using peak models with and without the Söding interference term. For the hadronic interactions the Söding correction is just empirical. The peak model with the term somewhat better describes the measured peaks at low momentum and leads to reconstructed meson masses closer to the accepted vacuum value [1] and is used by default. The peak model without the interference term is used in the evaluation of the systematic uncertainties.

In heavy-ion collisions, the shape of the ρ^0 meson peak can also be distorted due to chiral symmetry restoration [10–12] in the earlier stages of the collisions and due to rescattering, regeneration, correlations, and interference in the later stages [24–26]. The relative strengths of these effects are not well understood and there are no detailed predictions for the p_T and centrality dependence of ρ^0 peak modifications that take all of them into account. In this analysis, we therefore limit our peak model to the effects discussed in the preceding paragraphs.

In summary, the default ρ^0 peak model used in this analysis is the product of a relativistic Breit-Wigner function (with a mass-dependent width), a phase-space factor, a mass-dependent efficiency correction, and a Söding interference term. The same peak model, only without the interference term, is used to fit the $f_0(980)$ and $f_2(1270)$ peaks.

2.2.4 Fit results

The fitting function has eleven free parameters: the masses and yields of ρ^0 , $f_0(980)$ and $f_2(1270)$, the strength of the interference term for ρ^0 , and four parameters for the smooth background function $F_{BG}(M_{\pi\pi})$. The width of $f_0(980)$ is limited to be within 40–100 MeV/ c^2 [1]. Fits are performed in the mass range $0.45 < M_{\pi\pi} < 1.7$ GeV/ c^2 . The lower limit is selected to include a contribution from K_S^0 in the fit but reject contributions from η , $\eta'(958)$ and $\phi(1020)$ mesons, which are difficult to constrain. The upper limit is set to 1.7 GeV/ c^2 to account for tails from the ρ^0 and $f_2(1270)$ contributions. Most of the contributions to the fitting function are well separated in mass, thus reducing the uncertainties of the fit parameters.

Examples of the fits in minimum bias pp and 0–20% and 60–80% central Pb–Pb collisions are shown in Fig. 1 for two different p_T intervals. The χ^2/n_{dof} values for the fits are 1.1 (0.9), 0.8 (1.3) and 1.1 (1.2) for pp, 0–20% and 60–80% Pb–Pb collisions at low(high) transverse momenta, respectively. The contributions of the K_S^0 , $\omega(782)$ and $K^*(892)^0$ are fixed to the measured particle yields corrected for branching ratios and efficiencies. The smooth remaining background is described with the function $F_{BG}(M_{\pi\pi})$. The remaining contributions from decays of ρ^0 , $f_0(980)$ and $f_2(1270)$ mesons are described analytically using the peak model from Section 2.1.3. All fits in different p_T and centrality intervals result in very reasonable fit probabilities with χ^2/n_{dof} values close to unity. The yields of ρ^0 mesons are estimated by integrating the ρ^0 fitting function in the mass range from $2m_\pi$ to 1.7 GeV/ c^2 .

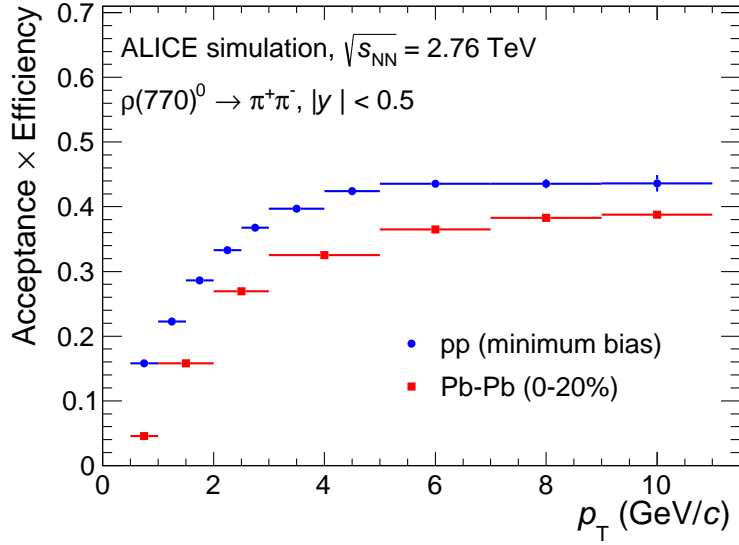


Fig. 3: (Color online) Acceptance times reconstruction efficiency ($A \times \epsilon_{\text{rec}}$) evaluated for ρ^0 meson in pp and central Pb–Pb collisions at $\sqrt{s_{\text{NN}}} = 2.76$ TeV.

3 Simulations

Monte-Carlo simulations are used to evaluate the efficiencies for ρ^0 , K_S^0 , $\omega(782)$ and $K^*(892)^0$ mesons in the $\pi^+\pi^-$ channel as well as to estimate the mass-dependent efficiency corrections for ρ^0 , $f_0(980)$ and $f_2(1270)$. PYTHIA 6 [44] and PHOJET [70, 71] were used as event generators for pp collisions, while HIJING [45] was used to simulate Pb–Pb collisions. Signals from the $f_0(980)$ and $f_2(1270)$ resonances, which are not generated by these codes, were injected into the simulations. The produced particles and their decay products were traced through the detector materials using GEANT 3 [46]. For each analyzed p_T and centrality interval, the efficiencies $A \times \epsilon_{\text{rec}}$ are calculated as the ratio $N_{\text{rec}}/N_{\text{gen}}$, where N_{rec} is the number of reconstructed particles in the $\pi^+\pi^-$ channel after all event and track selection cuts and N_{gen} is the number of generated mesons within $|y| < 0.5$ decaying in the $\rho^0, K_S^0, \omega(782), f_0(980), f_2(1270) \rightarrow \pi^+\pi^-$, $\omega(782) \rightarrow \pi^0\pi^+\pi^-$ and $K^*(892)^0 \rightarrow K^\pm\pi^\mp$ channels. In general, the efficiency depends on the shape of the generated particle p_T spectrum. Therefore, the p_T spectra of the generated K_S^0 , $\omega(782)$ and $K^*(892)^0$ mesons are re-weighted to their known or expected shapes. The efficiencies for ρ^0 are tuned iteratively so that the shapes of the generated p_T spectra approach the measured shapes.

Examples of efficiencies evaluated for ρ^0 mesons in pp and the most central Pb–Pb collisions as a function of transverse momentum are shown in Fig. 3. The difference in the efficiencies between pp and Pb–Pb collisions is expected and is due to the different minimum p_T cuts and particle identification strategies for daughter particles. In Pb–Pb collisions, the efficiencies for ρ^0 show mild (within 5%) dependence on collision centrality with a decreasing trend towards more central collisions.

4 Yield corrections

In pp collisions the differential transverse momentum spectrum is

$$\frac{d^2N}{dp_T dy} = \frac{1}{N_{\text{MB}}} \frac{\epsilon_{\text{trig}}}{\epsilon_{\text{vtx}}} \frac{1}{A \times \epsilon_{\text{rec}}} \frac{1}{BR} \frac{N_{\rho^0 \rightarrow \pi\pi}}{\Delta y \Delta p_T}, \quad (5)$$

where $N_{\rho^0 \rightarrow \pi\pi}$ is the ρ^0 meson yield measured in a given rapidity (Δy) and transverse momentum (Δp_T)

interval, N_{MB} is the number of analyzed minimum bias events, BR and $A \times \varepsilon_{\text{rec}}$ are the resonance branching ratio and efficiency in the $\pi^+\pi^-$ decay channel, $\varepsilon_{\text{trig}} = (88.1_{-3.5}^{+5.9})\%$ is a trigger efficiency correction to obtain resonance yields per inelastic pp collision [41] and $\varepsilon_{\text{vtx}} = 91 \pm 2\%$ is a vertex cut efficiency correction that accounts for the fraction of ρ^0 mesons lost after imposing the z -vertex cut of 10 cm at the stage of event selection. For the trigger configuration used in this analysis, the number of ρ^0 mesons in non-triggered events is negligible and no corresponding correction is needed.

For Pb–Pb collisions the trigger and vertex cut efficiency corrections, $\varepsilon_{\text{trig}}$ and ε_{vtx} , are set to unity. The number of minimum bias events N_{MB} is replaced with the number of events analyzed in a given centrality interval.

5 Systematic uncertainties

The total systematic uncertainty is dominated by yield extraction, particle identification and track selection cuts as well as by the global tracking efficiency uncertainties as summarized in Table 1.

Source	pp	Pb–Pb
Yield extraction	4–13	7–13
Particle identification	4	5
Tracking and analysis cuts	8–9	10
Total	10–16	14–17

Table 1: Relative systematic uncertainties (in %) for ρ^0 meson yields in pp and Pb–Pb collisions at $\sqrt{s_{\text{NN}}} = 2.76$ TeV. The single valued uncertainties are p_{T} and centrality independent. Values given in ranges correspond to minimum and maximum uncertainties.

The yield extraction uncertainty is estimated by varying the ρ^0 meson peak shape, smooth background function, fitting range, temperature parameter in the phase space correction and the relative contributions of K_S^0 , $\omega(782)$ and $K^*(892)^0$ in the hadronic cocktail. Two peak models, with or without the interference term, are used to extract the ρ^0 meson parameters from the invariant mass distributions. Fits without the interference term result in lower but still acceptable fit probabilities as well as in systematically lower yields and smaller reconstructed masses. This is the only source of asymmetric systematic uncertainties and it dominates the total uncertainties at low momentum. The difference in the extracted yields is $\sim 10\%$ at low momentum and decreases to $\sim 1\%$ for $4 - 6$ GeV/ c . For the smooth background function, a fifth order polynomial has been used instead of the $F_{\text{BG}}(M_{\pi\pi})$ function described in Section 2.1.1. This polynomial has a larger number of fit parameters and could provide an alternative description of the remaining background. The fitting range cannot be varied at its lower edge: it is difficult to control the contributions from η , $\eta'(958)$ and $\phi(1020)$ at invariant mass below 0.45 GeV/ c^2 , but it is necessary to account for K_S^0 decays resulting in a peak at 0.5 GeV/ c^2 . Instead, the upper limit of the fitting range is varied from 1.7 to 1.1 GeV/ c^2 , thus excluding the $f_2(1270)$ from the fit and allowing the background function to be more flexible in the narrower fitting range. The temperature parameter in the phase space correction is varied by ± 25 MeV to cover the variation of the kinetic freeze-out temperature with multiplicity [60, 69]. The normalizations of the K_S^0 , $\omega(782)$ and $K^*(892)^0$ templates in the cocktail are independently increased and decreased by the uncertainties of the particle yields and efficiencies estimated to be $\pm 30\%$, $\pm 20\%$ and $\pm 25\%$, respectively. The larger variation for K_S^0 is due to the statistical uncertainties of the efficiency, which is only 0.5% on average. This results in negligible variation of the extracted ρ^0 meson parameters. The large variation for $\omega(782)$ is dominated by uncertainties in the determination of the ω/π ratio as described in Section 2.1.2. The total yield extraction uncertainty varies from $13(10-13)\%$ at low momentum to $4(8)\%$ at intermediate momentum and to $6(7-8)\%$ at high transverse momentum in pp (Pb–Pb) collisions, with rather weak centrality dependence.

The particle identification uncertainty is estimated by varying the selection criteria used in analysis. By default, in order to be identified, reconstructed tracks are required to be within 2σ of the dE/dx or time-of-flight values expected for charged pions in the TPC or TOF subsystems. The corresponding uncertainty is defined as the difference between the default value and the values obtained with $(-1.5\sigma_{\text{TPC}}, 1.5\sigma_{\text{TOF}})$ and $(-2.0\sigma_{\text{TPC}}, 1.0\sigma_{\text{TOF}})$ particle identification cuts. The latter cut is included to provide maximum separation between pions and kaons, keeping the efficiency for pions as high as possible. The resulting uncertainty for the yields is estimated to be 4% in pp and 5% in Pb–Pb collisions with no centrality dependence.

The global tracking efficiency uncertainty is defined by mismatches between the measured data and Monte Carlo in the probabilities for TPC tracks to be matched to signals in the ITS [27, 36]. The uncertainty for single tracks is doubled to account for ρ^0 mesons, which are reconstructed in a decay channel with two charged tracks in the final state. The global tracking uncertainty partially cancels out when ratios of integrated yields, ρ/π , are calculated. The track selection cuts are varied to estimate the corresponding changes in the fully corrected yields. It is found that the results are sensitive to variation of the number of crossed rows in the TPC and the primary vertex proximity cuts in the transverse plane for reconstructed tracks. The combined systematic uncertainty for the differential yields is estimated to be 8–9 (10)% in pp (Pb–Pb) collisions, with practically no p_T or centrality dependence.

Uncertainties in the determination of centrality percentiles result in normalization uncertainties for the measured ρ^0 yields. The corresponding uncertainties are estimated to be 0.6%, 1.5%, 2.95% and 5.85% in 0–20%, 20–40%, 40–60% and 60–80% central Pb–Pb collisions using the numbers reported in [60].

The total systematic uncertainties are calculated as the sum in quadrature of the different contributions and are summarized in Table 1.

6 Results and discussion

6.1 Particle masses

The dependence of the reconstructed ρ^0 meson mass on transverse momentum in minimum bias pp, 0–20% and 60–80% Pb–Pb collisions at $\sqrt{s_{\text{NN}}} = 2.76$ TeV is shown in Fig. 4. The measurements for the 20–40% and 40–60% centrality intervals are not shown here, but are similar to the plotted results; these are available in the High Energy Physics Data Repository. The systematic uncertainties, shown with boxes, account for mass variations from all sources considered in Section 5. The asymmetric part of the systematic uncertainties is from the systematically smaller masses extracted for ρ^0 mesons using the peak model without the interference term. Two dashed horizontal lines in Fig. 4 correspond to the ρ^0 masses quoted in [1] for mesons produced in e^+e^- annihilation and hadronic interactions. The difference between the values of the masses can be explained by pion scattering as described in [72]. For pp collisions, the reconstructed mass is consistent with the hadroproduced ρ^0 -meson mass within uncertainties. In Pb–Pb collisions, central values of the reconstructed masses are lower by up to 30 MeV/ c^2 with no strong dependence on collision centrality. However, rather large uncertainties prevent any strong conclusions on the mass shift. The STAR data (not shown) also show a tendency for lower masses for ρ^0 mesons in 40–80% central Au–Au collisions at $\sqrt{s_{\text{NN}}} = 200$ GeV [6].

6.2 Transverse momentum spectra

The differential yields measured for ρ^0 mesons as a function of transverse momentum in inelastic pp and centrality differential Pb–Pb collisions at $\sqrt{s_{\text{NN}}} = 2.76$ TeV are shown in Figs. 5 and 6, respectively. The measurements span a wide p_T range from 0.5 to 11 GeV/ c .

In Fig. 5, the p_T spectrum in pp collisions is compared to model calculations from PYTHIA 8.14 (Monash 2013 tune) [58, 73], PHOJET [70, 71] and PYTHIA 6 (Perugia 2011 tune) [74]. PYTHIA and PHOJET

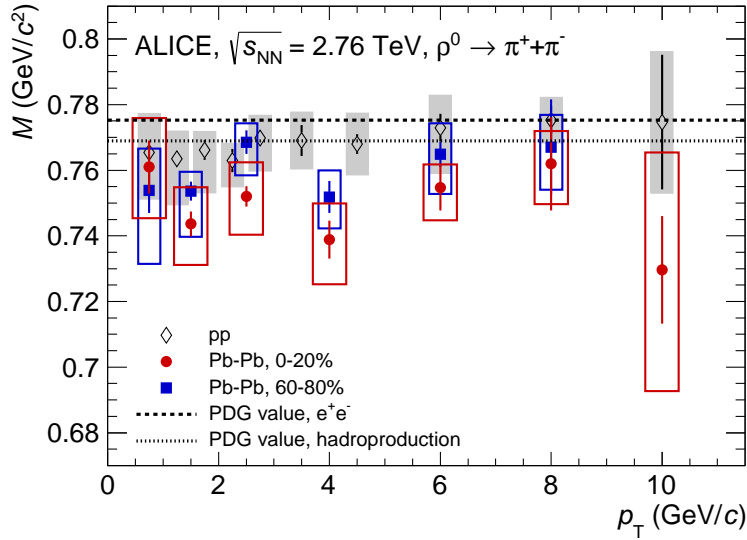


Fig. 4: Reconstructed masses of ρ^0 mesons as a function of transverse momentum in minimum bias pp, 0–20% and 60–80% Pb–Pb collisions at $\sqrt{s_{\text{NN}}} = 2.76$ TeV. The statistical and systematic uncertainties are shown as bars and boxes, respectively. The width of the boxes is varied for visibility. The dashed lines show the ρ^0 masses as given in [1].

are event generators, which simulate hadronization using the Lund String fragmentation model [75]. The lower panel of the figure shows the model-to-data ratios as lines and the total uncertainty of the ρ^0 measurement with a grey band. In general, these models tend to overestimate ρ^0 -meson production at low momentum, $p_T < 1$ GeV/c. PHOJET underestimates ρ^0 -meson production at intermediate momentum, the best agreement with data is provided by PYTHIA 6 Perugia 2011.

In Fig. 6 the production spectra of ρ^0 in pp and Pb–Pb collisions are shown. The spectra are fit with a Lévy-Tsallis function [76] in the transverse momentum range $p_T < 7$ GeV/c to estimate the meson yields outside of the measured range ($p_T < 0.5$ GeV/c). The fits are used to calculate the integrated yields (dN/dy) and mean transverse momenta ($\langle p_T \rangle$) following a procedure described in [27, 36]. The dN/dy and $\langle p_T \rangle$ values are evaluated using the data in the measured range and the fit function at lower momentum. The fraction of the total integrated yield in the extrapolated region varies from 30% in pp collisions to 20 (25)% in central (peripheral) Pb–Pb interactions. Alternative fitting functions, such as Boltzmann-Gibbs blast-wave [77], m_T -exponential and power-law functions, are used to fit the measured spectra in different p_T ranges and evaluate systematic uncertainties for dN/dy and $\langle p_T \rangle$ from the extrapolation. The resulting values of dN/dy and $\langle p_T \rangle$ are summarized in Table 2 along with their statistical and systematic uncertainties.

6.3 p_T -integrated particle ratios

The collision energy dependence of the ρ^0/π ratio is presented in Fig. 7 [6]. The ALICE result in pp collisions at $\sqrt{s} = 2.76$ TeV obtained using charged pion yields from [47] is in good agreement with lower energy measurements and with thermal model predictions for pp collisions at $\sqrt{s} = 200$ GeV [78], $\sqrt{s} = 2.76$ TeV [79] and $\sqrt{s} = 7$ TeV [80].

The left panel of Fig. 8 shows the ρ^0/π ratio measured as a function of $\langle dN_{\text{ch}}/d\eta \rangle^{1/3}$ at mid-rapidity [39] in pp and Pb–Pb collisions at $\sqrt{s_{\text{NN}}} = 2.76$ TeV. In Pb–Pb collisions $\langle dN_{\text{ch}}/d\eta \rangle^{1/3}$ is used as a proxy for the system size [90]. The charged pion yields are taken from [60]. The bars represent the statistical uncertainties and the total systematic uncertainties are shown with open boxes. The part of the systematic uncertainties related to the interference term in the ρ^0 -meson peak model is correlated between points

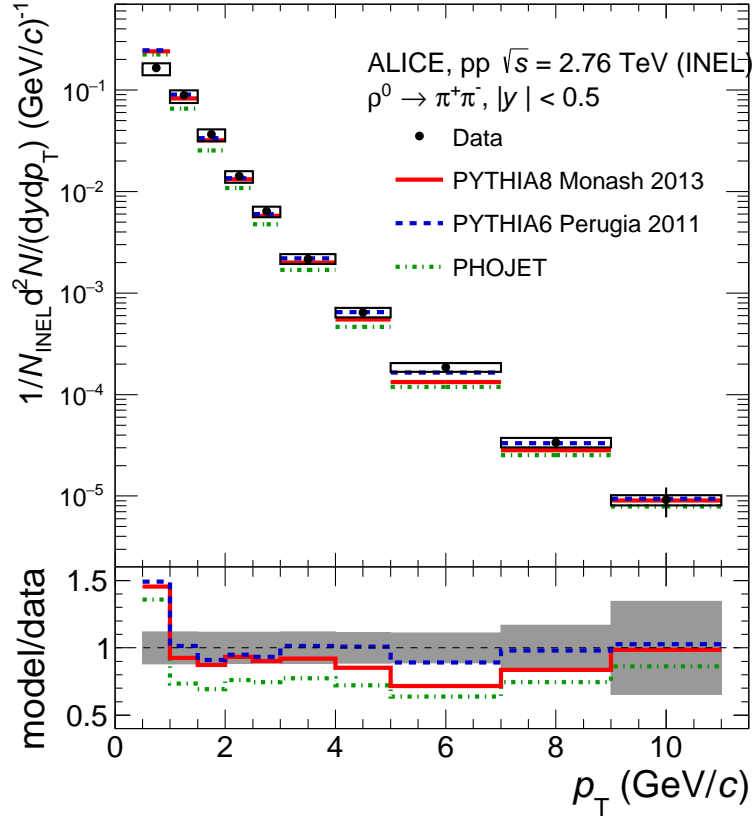


Fig. 5: (Color online) Differential yields of ρ^0 as a function of transverse momentum in inelastic pp collisions at $\sqrt{s} = 2.76$ TeV. The statistical and systematic uncertainties are shown as bars and boxes, respectively. The results are compared with model calculations from PYTHIA 6 (Perugia 2011 tune) [74], PYTHIA 8.14 (Monash 2013 tune) [58] and PHOJET [70, 71]. The lower panel shows the model-to-data ratios and the gray shaded region represents the sum in quadrature of the systematic and statistical uncertainties associated with the data.

Collision system	dN/dy	$\langle p_T \rangle$ (GeV/c)	ρ^0/π
Inelastic pp	$0.235 \pm 0.003^{+0.032}_{-0.041}$	$0.901 \pm 0.006^{+0.039}_{-0.045}$	$0.126 \pm 0.002^{+0.015}_{-0.020}$
Pb–Pb, 0–20%	$42.90 \pm 2.59^{+6.04}_{-6.91} \pm 0.26$	$1.191 \pm 0.031^{+0.095}_{-0.096}$	$0.076 \pm 0.005^{+0.009}_{-0.011}$
Pb–Pb, 20–40%	$21.01 \pm 0.91^{+2.90}_{-3.40} \pm 0.32$	$1.162 \pm 0.023^{+0.064}_{-0.067}$	$0.083 \pm 0.004^{+0.009}_{-0.012}$
Pb–Pb, 40–60%	$8.67 \pm 0.45^{+1.26}_{-1.44} \pm 0.26$	$1.143 \pm 0.028^{+0.064}_{-0.067}$	$0.089 \pm 0.005^{+0.011}_{-0.013}$
Pb–Pb, 60–80%	$2.74 \pm 0.13^{+0.41}_{-0.46} \pm 0.16$	$1.083 \pm 0.024^{+0.070}_{-0.072}$	$0.101 \pm 0.005^{+0.012}_{-0.015}$

Table 2: Integrated yields (dN/dy), mean transverse momenta ($\langle p_T \rangle$) and ρ^0/π ratios in pp and centrality differential Pb–Pb collisions at $\sqrt{s_{NN}} = 2.76$ TeV. For each value the first uncertainty is statistical. For yields the second uncertainty is systematic, but it does not include the normalization uncertainty associated with the centrality selection in Pb–Pb collisions. The normalization uncertainty in Pb–Pb is reported as the third uncertainty for the yields. For ρ/π and $\langle p_T \rangle$ the second uncertainty is the total systematic uncertainty. The asymmetric part of the systematic uncertainties comes from the use of the Söding interference term in the fitting function and is correlated between collision systems.

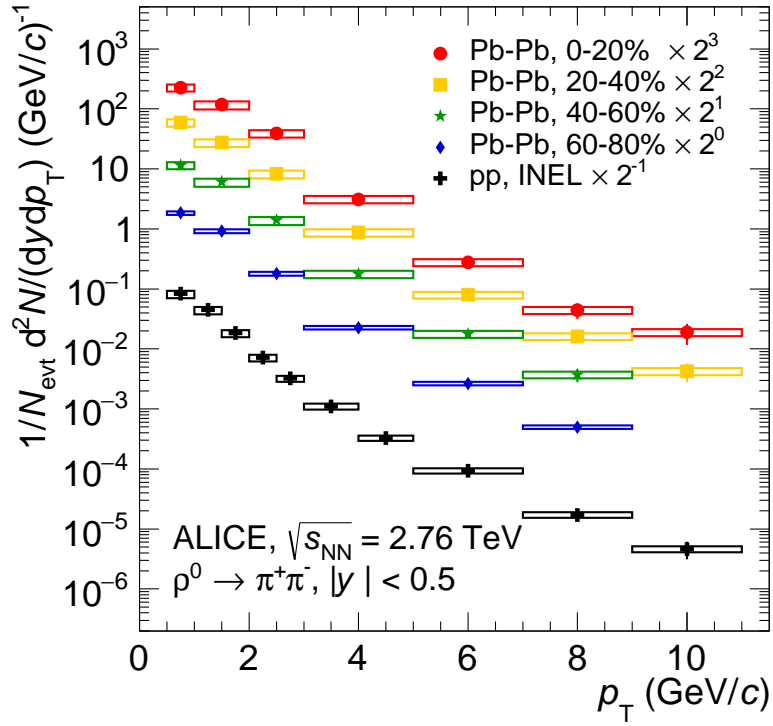


Fig. 6: (Color online) Differential yields of ρ^0 in pp and 0–20%, 20–40%, 40–60%, 60–80% central Pb–Pb collisions at $\sqrt{s_{NN}} = 2.76$ TeV. The statistical and systematic uncertainties are shown as bars and boxes, respectively.

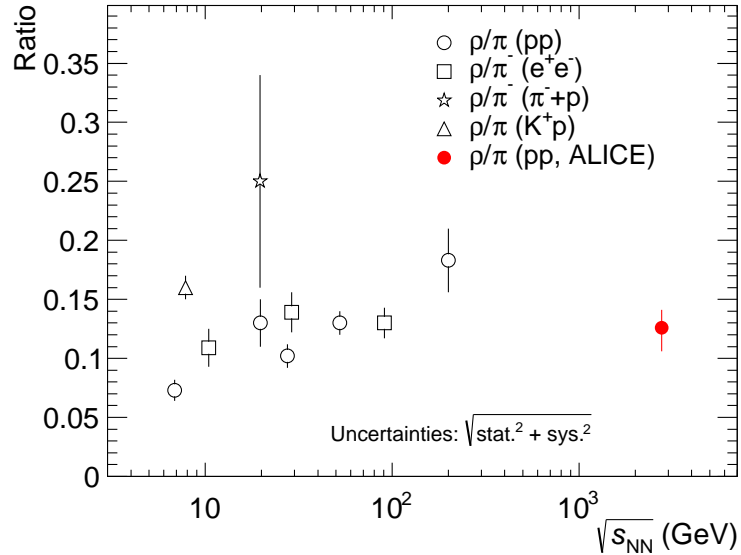


Fig. 7: (Color online) Compilation of $2\rho^0/(\pi^+ + \pi^-)$ and ρ^0/π^- measurements at different energies. The ratios are from measurements in e^+e^- collisions at $\sqrt{s} = 10.45$ GeV [81], 29 GeV [82] and 91 GeV [83]; pp collisions at 6.8 GeV [84], 19.7 GeV [85], 27.5 GeV [86], 52.5 GeV [87] and 200 GeV [6]; K^+p collisions at 7.82 GeV [88] and π^-p collisions at 19.6 GeV [89]. The ALICE measurement in pp collisions at $\sqrt{s} = 2.76$ TeV is shown with a red marker. The total uncertainties are shown as bars.

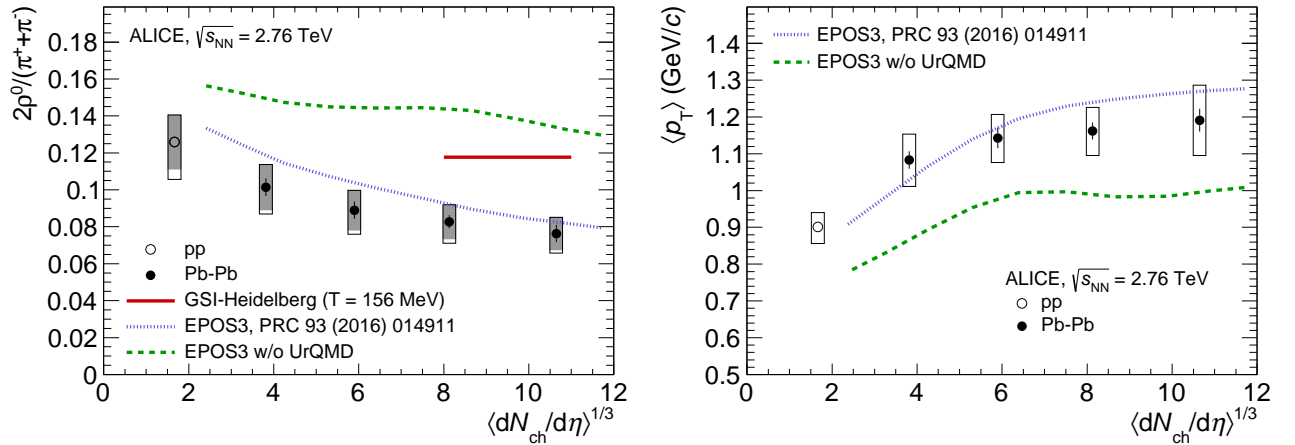


Fig. 8: (Color online) ρ^0/π ratio (left) and $\langle p_T \rangle$ (right) at mid-rapidity ($|y| < 0.5$) in pp and 0–20%, 20–40%, 40–60%, 60–80% central Pb–Pb collisions at $\sqrt{s_{NN}} = 2.76$ TeV as a function of $\langle dN_{ch}/d\eta \rangle^{1/3}$. Statistical uncertainties are shown as bars. The total and uncorrelated systematic uncertainties are shown with open and shaded boxes, respectively. The widths of the boxes are fixed to arbitrary values for better visibility. The measurements are compared to EPOS3 [26] calculations. The ρ^0/π ratio is also compared to grand canonical thermal model [91] prediction shown with the red horizontal line.

and addition of this term shifts the points in a similar way in pp and Pb–Pb collisions. The uncorrelated systematic uncertainties are shown with shaded boxes.

The measured ρ^0/π ratio in Pb–Pb collisions is compared to predictions from a grand-canonical thermal model with a chemical freeze-out temperature of 156 MeV [91]. The model is consistent with data only in peripheral collisions. The ρ^0/π ratio shows a suppression from pp to peripheral Pb–Pb and then to central Pb–Pb collisions by about 40%. An analogous suppression was previously observed for short-lived $K^*(892)^0$ mesons ($\tau \sim 4.2$ fm/c) measured in the $K^*(892)^0 \rightarrow K^\pm \pi^\mp$ decay channel at RHIC and the LHC: the K^{*0}/K ratio was similarly suppressed in central heavy-ion collisions with respect to its value in pp collisions [27, 28]. The suppression was explained by rescattering of the $K^*(892)^0$ daughter particles in the dense hadron gas phase between chemical and kinetic freeze-out. A similar explanation may apply for ρ^0 mesons, which have a lifetime three times shorter than $K^*(892)^0$ and a higher probability to decay before kinetic freeze out.

The measured results are also compared with EPOS3 [26] calculations. EPOS3 models the evolution of heavy-ion collisions, with initial conditions described by the Gribov-Regge multiple-scattering framework. The high-density core of the collision is simulated using 3+1 dimensional viscous hydrodynamics and is surrounded by a corona in which decaying strings hadronize. After the core hadronizes, the evolution of the full system is simulated using UrQMD [92, 93], which includes rescattering and regeneration effects. Calculations were performed with and without a hadronic cascade modeled with UrQMD. Without UrQMD, no significant system size dependence is predicted for the ratio. When UrQMD is enabled, the measured evolution of the ρ^0/π ratio with multiplicity is well reproduced in Pb–Pb collisions (cf. Fig. 8, left panel). This suggests that the observed suppression of the ρ^0 indeed originates from rescattering of its daughter particles in the hadronic phase. EPOS3 was also successful in description of K^{*0}/K ratio in Pb–Pb collision [26, 36]. Under assumption that all suppression for ρ^0 is from hadronic phase effects, the same lifetime of the hadronic phase is needed to suppress K^{*0} and ρ^0 .

In the right panel of Fig. 8 the obtained values of mean $\langle p_T \rangle$ in pp and Pb–Pb collisions are reported as a function of the multiplicity. The $\langle p_T \rangle$ values estimated for ρ^0 by EPOS3 in Pb–Pb collisions show an increase as a function of the multiplicity. The calculation with UrQMD reproduces the measured values in Pb–Pb collisions reasonably well, while the calculation without UrQMD significantly underestimates

the data.

6.4 p_T -differential particle ratios

The ρ^0/π ratios measured in pp and Pb–Pb collisions (in the 0–20%, 60–80% centrality intervals) at $\sqrt{s_{NN}} = 2.76$ TeV as a function of transverse momentum are shown in Figs. 9 and 10, respectively. The p_T spectra for pions are obtained from [60, 61].

The ratio in pp collisions is compared to the same model calculations as in Fig. 5. As for the p_T spectra, the models overestimate ρ^0/π ratio at low momenta, $p_T < 1$ GeV/c. At higher momentum, the predictions of the event generators differ by tens of percent, with PYTHIA 8.14 Monash 2013 [58] and PHOJET [70, 71] providing the best description of the data. The m_T -scaling curve shown in the figure is obtained in the same way as in Fig. 2. It is normalized to $\rho^0/\pi = 0.88$ at high momentum, which is obtained from the fit to data points at $p_T > 4$ GeV/c. The curve very well reproduces the measurement results in the whole range of measurements. We also note that the ρ^0/π ratio measured in pp collisions at $\sqrt{s} = 2.76$ TeV is very close to the ω/π ratio measured at lower energies and presented in Fig. 2. This is consistent with PYTHIA, which predicts very weak energy dependence of the ρ^0/π and ω/π ratios, with $\rho^0/\omega \sim 1.05$ in the measured p_T range.

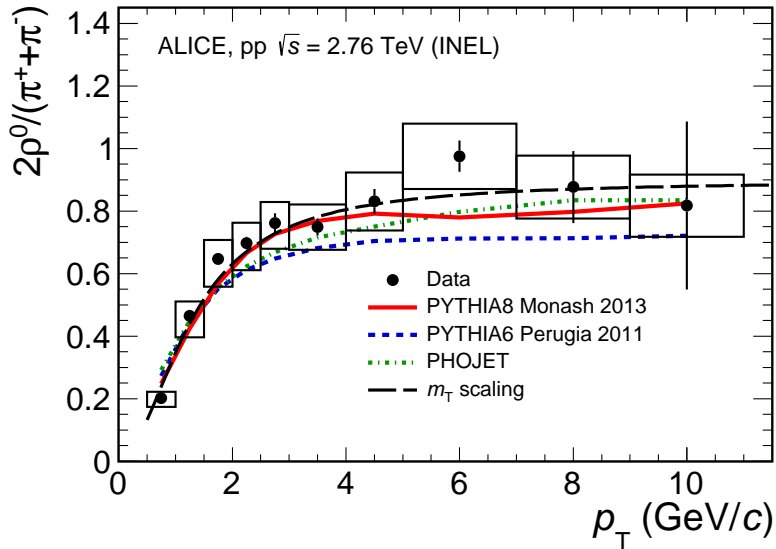


Fig. 9: (Color online) ρ^0/π ratio in pp collisions at $\sqrt{s} = 2.76$ TeV as a function of transverse momentum. The statistical and systematic uncertainties are shown as bars and boxes, respectively. The results are compared with model calculations from PYTHIA Perugia 2011 [74], PYTHIA 8.14 Monash 2013 [58] and PHOJET [70, 71].

The ρ^0/π ratio measured in peripheral Pb–Pb collisions is very similar to that in pp collisions, as can be seen by comparing Fig. 9 and the right panel of Fig. 10. However, in central Pb–Pb collisions the ratio is significantly suppressed at low momentum ($p_T < 2$ GeV/c). This means that the suppression of the p_T -integrated ρ^0/π ratio reported earlier is due to the suppression of low- p_T particle production in central Pb–Pb collisions. It is important to note that the p_T -dependent suppression of the ρ^0/π ratio is reproduced by EPOS3 calculations when the hadronic cascade simulated with UrQMD is taken into account. For $p_T < 2$ GeV/c, EPOS3 without UrQMD overestimates the ratio by 30–40%. This may serve as another indication that ρ^0 -meson suppression is due to daughter particle rescattering in the hadronic phase.

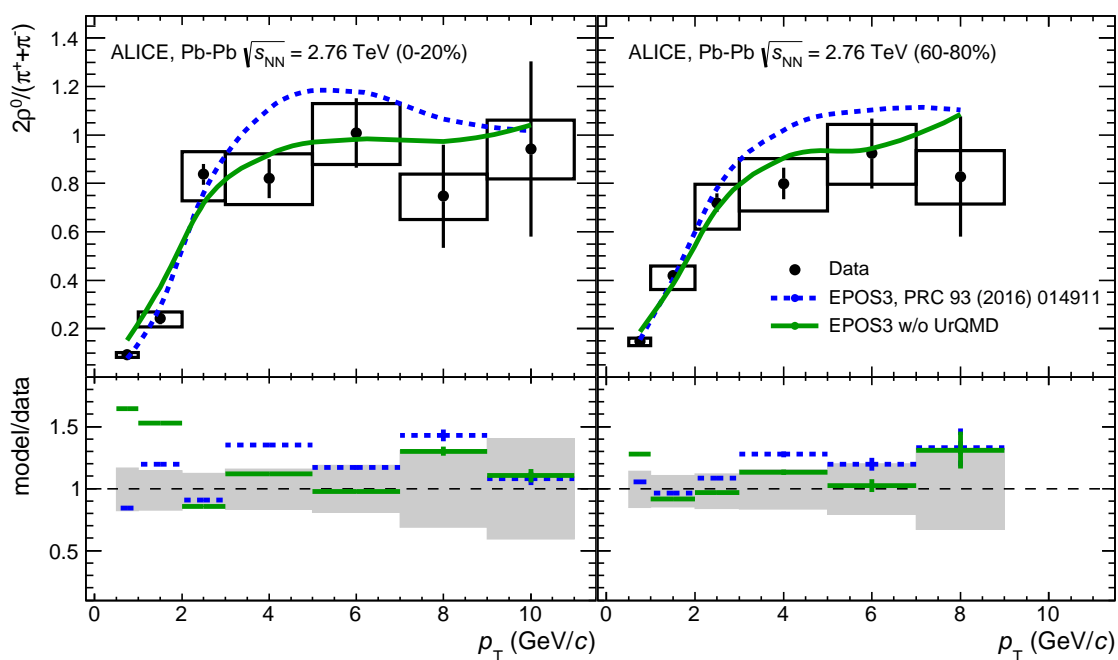


Fig. 10: (Color online) ρ^0/π ratio in 0–20% (left panel) and 60–80% (right panel) central Pb–Pb collisions at $\sqrt{s_{NN}} = 2.76$ TeV. The statistical and systematic uncertainties are shown as bars and boxes, respectively. The measurements are compared to EPOS3 [26] calculations performed with and without a hadronic cascade modeled with UrQMD [92, 93]. In the lower panels, the model to data ratio is reported. Bars indicate statistical uncertainty of calculations whereas the gray shaded boxes represent the square root of sum of squares of statistical and systematic uncertainties associated with data.

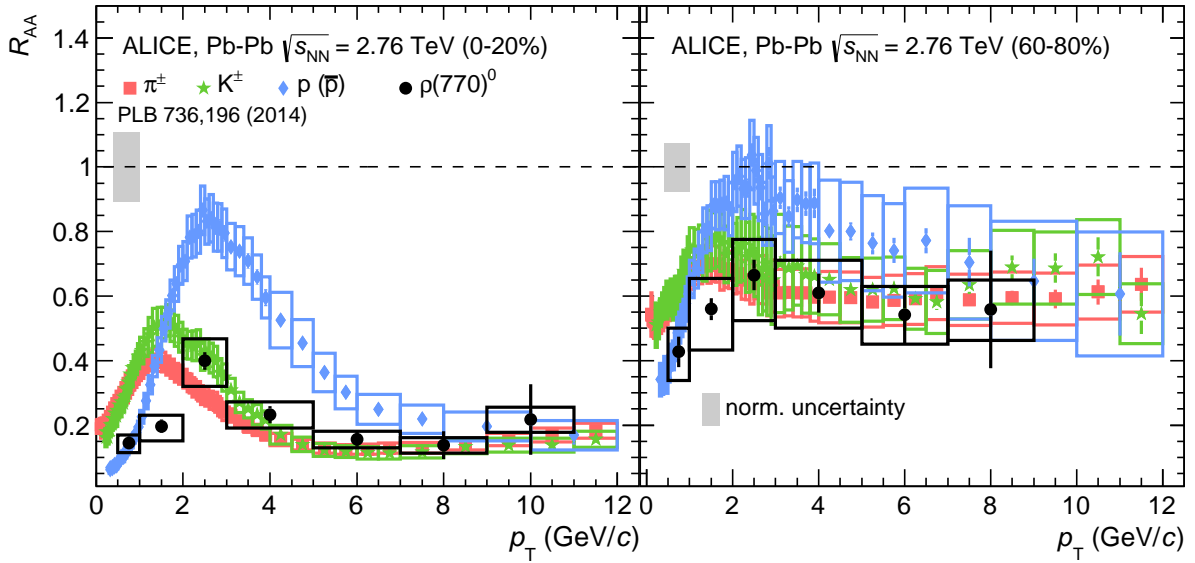


Fig. 11: (Color online) Nuclear modification factors R_{AA} measured for charged pions, charged kaons, (anti)protons [61] and ρ^0 mesons in 0–20% (left panel) and 60–80% (right panel) central Pb–Pb collisions at $\sqrt{s_{NN}} = 2.76$ TeV. The statistical and systematic uncertainties are shown as bars and boxes, respectively. The boxes at unity correspond to scaling uncertainties.

6.5 Nuclear modification factors

The nuclear modification factor R_{AA} is used to study medium-induced effects in heavy-ion collisions. The R_{AA} is the ratio of the yield of a particle in nucleus-nucleus collisions to its yield in pp collisions. This ratio is scaled by the number of binary nucleon-nucleon collisions in each centrality class, which is estimated from Glauber model calculations [94, 95]. For each p_T bin,

$$R_{AA} = \frac{1}{\langle N_{coll} \rangle} \cdot \frac{dN_{AA}/dp_T}{dN_{pp}/dp_T}. \quad (6)$$

The nuclear modification factors measured in 0–20% and 60–80% central Pb–Pb collisions at $\sqrt{s_{NN}} = 2.76$ TeV for charged pions, charged kaons, (anti)protons [61] and ρ^0 mesons are reported in Fig. 11. (R_{AA} values for the other centrality classes are available in the High Energy Physics Data Repository.) One can see that in Pb–Pb collisions, production of all hadrons is suppressed by a similar amount at high transverse momenta of $p_T > 8$ GeV/c and there is no dependence of the suppression on particle mass or quark content within uncertainties. This observation, also confirmed by measurements for $K^*(892)^0$ and $\phi(1020)$ mesons [36], rules out models that predict a species-dependent suppression of light hadrons and puts additional constraints on parton energy loss and fragmentation models [96–98]. There is a clear species dependence of R_{AA} at intermediate transverse momentum, which is likely to be a result of an interplay between different effects such as radial flow, low- p_T suppression, species dependent p_T shapes of the pp reference spectra [27, 36].

7 Conclusions

We have measured the production of ρ^0 mesons in minimum bias pp and centrality differential Pb–Pb collisions at $\sqrt{s_{NN}} = 2.76$ TeV. These measurements were performed in a wide p_T range from 0.5 to 11 GeV/c in the hadronic decay channel $\rho^0 \rightarrow \pi^+\pi^-$. The invariant mass distributions are well described by a hadronic cocktail, assuming the same ρ^0 -meson peak shape in pp and central heavy-ion collisions. However, alternative peak models for ρ^0 mesons are not ruled out by data. The reconstructed

masses of ρ^0 mesons are consistent with the hadroproduced mass of ρ^0 within uncertainties. In pp collisions, the transverse momentum spectrum for $p_T > 1$ GeV/c is rather well reproduced by PYTHIA 8.14 Monash 2013 and PYTHIA 6 Perugia 2011, while a better agreement is observed for PYTHIA 8.14 Monash 2013 and PHOJET for the p_T -differential ρ^0/π ratio. In Pb–Pb collisions, the measured yields for the ρ^0 meson are suppressed at low momentum ($p_T < 2$ GeV/c). The ratio of integrated yields, ρ^0/π , decreases by $\sim 40\%$ from pp to central Pb–Pb collisions, similar to what was previously observed for the K^{*0}/K^- ratio and explained by rescattering of the daughter particles in the hadron-gas phase. The relative suppression of the p_T -integrated and p_T -differential ρ^0/π ratios is well reproduced by EPOS3 calculations, provided that the hadronic cascade is modeled with UrQMD. This suggests that the observed centrality-dependent suppression of ρ^0 production occurs due to rescattering of daughter pions in the hadronic phase between chemical and kinetic freeze-out, with the rescattering being most important at low p_T . However, suppression of ρ^0 -meson production may also occur due to significant line shape modifications not accounted for in the peak model used in this analysis. The development of a realistic model of the ρ^0 -meson peak shape in heavy-ion collisions would be an important subject for theoretical studies. Once available, the model predictions can be compared to the ‘vacuum shape’ results for ρ^0 reported in this paper and implications for the measured yields due to possible line shape modifications can be inferred and discussed.

Acknowledgements

The ALICE Collaboration would like to thank all its engineers and technicians for their invaluable contributions to the construction of the experiment and the CERN accelerator teams for the outstanding performance of the LHC complex. The ALICE Collaboration gratefully acknowledges the resources and support provided by all Grid centres and the Worldwide LHC Computing Grid (WLCG) collaboration. The ALICE Collaboration acknowledges the following funding agencies for their support in building and running the ALICE detector: A. I. Alikhanyan National Science Laboratory (Yerevan Physics Institute) Foundation (ANSL), State Committee of Science and World Federation of Scientists (WFS), Armenia; Austrian Academy of Sciences and Nationalstiftung für Forschung, Technologie und Entwicklung, Austria; Ministry of Communications and High Technologies, National Nuclear Research Center, Azerbaijan; Conselho Nacional de Desenvolvimento Científico e Tecnológico (CNPq), Universidade Federal do Rio Grande do Sul (UFRGS), Financiadora de Estudos e Projetos (Finep) and Fundação de Amparo à Pesquisa do Estado de São Paulo (FAPESP), Brazil; Ministry of Science & Technology of China (MSTC), National Natural Science Foundation of China (NSFC) and Ministry of Education of China (MOEC), China; Ministry of Science and Education, Croatia; Ministry of Education, Youth and Sports of the Czech Republic, Czech Republic; The Danish Council for Independent Research — Natural Sciences, the Carlsberg Foundation and Danish National Research Foundation (DNRF), Denmark; Helsinki Institute of Physics (HIP), Finland; Commissariat à l’Energie Atomique (CEA) and Institut National de Physique Nucléaire et de Physique des Particules (IN2P3) and Centre National de la Recherche Scientifique (CNRS), France; Bundesministerium für Bildung, Wissenschaft, Forschung und Technologie (BMBF) and GSI Helmholtzzentrum für Schwerionenforschung GmbH, Germany; General Secretariat for Research and Technology, Ministry of Education, Research and Religions, Greece; National Research, Development and Innovation Office, Hungary; Department of Atomic Energy Government of India (DAE), Department of Science and Technology, Government of India (DST), University Grants Commission, Government of India (UGC) and Council of Scientific and Industrial Research (CSIR), India; Indonesian Institute of Science, Indonesia; Centro Fermi - Museo Storico della Fisica e Centro Studi e Ricerche Enrico Fermi and Istituto Nazionale di Fisica Nucleare (INFN), Italy; Institute for Innovative Science and Technology, Nagasaki Institute of Applied Science (IIST), Japan Society for the Promotion of Science (JSPS) KAKENHI and Japanese Ministry of Education, Culture, Sports, Science and Technology (MEXT), Japan; Consejo Nacional de Ciencia (CONACYT) y Tecnología, through Fondo de Cooperación Internacional en Ciencia y Tecnología (FONCICYT) and Dirección General de Asuntos

del Personal Academico (DGAPA), Mexico; Nederlandse Organisatie voor Wetenschappelijk Onderzoek (NWO), Netherlands; The Research Council of Norway, Norway; Commission on Science and Technology for Sustainable Development in the South (COMSATS), Pakistan; Pontificia Universidad Católica del Perú, Peru; Ministry of Science and Higher Education and National Science Centre, Poland; Korea Institute of Science and Technology Information and National Research Foundation of Korea (NRF), Republic of Korea; Ministry of Education and Scientific Research, Institute of Atomic Physics and Romanian National Agency for Science, Technology and Innovation, Romania; Joint Institute for Nuclear Research (JINR), Ministry of Education and Science of the Russian Federation and National Research Centre Kurchatov Institute, Russia; Ministry of Education, Science, Research and Sport of the Slovak Republic, Slovakia; National Research Foundation of South Africa, South Africa; Centro de Aplicaciones Tecnológicas y Desarrollo Nuclear (CEADEN), Cubaenergía, Cuba and Centro de Investigaciones Energéticas, Medioambientales y Tecnológicas (CIEMAT), Spain; Swedish Research Council (VR) and Knut & Alice Wallenberg Foundation (KAW), Sweden; European Organization for Nuclear Research, Switzerland; National Science and Technology Development Agency (NSDTA), Suranaree University of Technology (SUT) and Office of the Higher Education Commission under NRU project of Thailand, Thailand; Turkish Atomic Energy Agency (TAEK), Turkey; National Academy of Sciences of Ukraine, Ukraine; Science and Technology Facilities Council (STFC), United Kingdom; National Science Foundation of the United States of America (NSF) and United States Department of Energy, Office of Nuclear Physics (DOE NP), United States of America.

References

- [1] **Particle Data Group** Collaboration, C. Patrignani *et al.*, “Review of particle physics,” *Chin. Phys.* **C40** no. 10, (2016) 100001.
- [2] **OPAL** Collaboration, P. D. Acton *et al.*, “Inclusive neutral vector meson production in hadronic Z^0 decays,” *Z. Phys.* **C56** (1992) 521–536.
- [3] **OPAL** Collaboration, K. Ackerstaff *et al.*, “Photon and light meson production in hadronic Z^0 decays,” *Eur. Phys. J.* **C5** (1998) 411–437, arXiv:hep-ex/9805011 [hep-ex].
- [4] **DELPHI** Collaboration, P. Abreu *et al.*, “Production characteristics of K^0 and light meson resonances in hadronic decays of the Z^0 ,” *Z. Phys.* **C65** (1995) 587–602.
- [5] A. Beddall, A. Beddall, and A. Bingül, “Inclusive production of the $\rho(770)^\pm$ meson in hadronic decays of the Z boson,” *Phys. Lett.* **B670** (2009) 300–306.
- [6] **STAR** Collaboration, J. Adams *et al.*, “ ρ^0 production and possible modification in Au+Au and p+p collisions at $\sqrt{s_{NN}} = 200$ GeV,” *Phys. Rev. Lett.* **92** (2004) 092301, arXiv:nucl-ex/0307023 [nucl-ex].
- [7] **DELPHI** Collaboration, P. Abreu *et al.*, “Invariant mass dependence of particle correlations in hadronic final states from the decay of the Z^0 ,” *Z. Phys.* **C63** (1994) 17–28.
- [8] G. D. Lafferty, “Residual Bose-Einstein correlations in inclusive $\pi^+\pi^-$ systems and the $\rho(770)^0$ line shape in multi-hadronic Z^0 decay,” *Z. Phys.* **C60** (1993) 659–666.
- [9] A. Beddall, A. Beddall, and A. Bingül, “Residual Bose-Einstein correlations and the Söding model,” *Acta Phys. Polon.* **B39** (2008) 173–180.
- [10] P. Petreczky, “Lattice QCD at non-zero temperature,” *J. Phys.* **G39** (2012) 093002, arXiv:1203.5320 [hep-lat].

- [11] C. A. Dominguez, M. Loewe, and Y. Zhang, “Chiral symmetry restoration and deconfinement in QCD at finite temperature,” *Phys. Rev.* **D86** no. 3, (2012) 034030, arXiv:1205.3361 [hep-ph]. [Erratum: *Phys. Rev.*D90,no.3,039903(2014)].
- [12] R. Rapp and J. Wambach, “Chiral symmetry restoration and dileptons in relativistic heavy ion collisions,” *Adv. Nucl. Phys.* **25** (2000) 1, arXiv:hep-ph/9909229 [hep-ph].
- [13] CERES Collaboration, G. Agakichiev *et al.*, “Enhanced production of low mass electron pairs in 200-GeV/u S-Au collisions at the CERN SPS,” *Phys. Rev. Lett.* **75** (1995) 1272–1275.
- [14] CERES/NA45 Collaboration, G. Agakishiev *et al.*, “Low mass e^+e^- pair production in 158/A-GeV Pb-Au collisions at the CERN SPS, its dependence on multiplicity and transverse momentum,” *Phys. Lett.* **B422** (1998) 405–412, arXiv:nucl-ex/9712008 [nucl-ex].
- [15] D. Adamova *et al.*, “Modification of the ρ -meson detected by low-mass electron-positron pairs in central Pb-Au collisions at 158-A-GeV/c,” *Phys. Lett.* **B666** (2008) 425–429, arXiv:nucl-ex/0611022 [nucl-ex].
- [16] CERES/NA45 Collaboration, D. Adamova *et al.*, “Enhanced production of low mass electron pairs in 40-A-GeV Pb-Au collisions at the CERN SPS,” *Phys. Rev. Lett.* **91** (2003) 042301, arXiv:nucl-ex/0209024 [nucl-ex].
- [17] NA60 Collaboration, R. Arnaldi *et al.*, “First measurement of the ρ spectral function in high-energy nuclear collisions,” *Phys. Rev. Lett.* **96** (2006) 162302, arXiv:nucl-ex/0605007 [nucl-ex].
- [18] NA60 Collaboration, R. Arnaldi *et al.*, “Evidence for radial flow of thermal dileptons in high-energy nuclear collisions,” *Phys. Rev. Lett.* **100** (2008) 022302, arXiv:0711.1816 [nucl-ex].
- [19] NA60 Collaboration, R. Arnaldi *et al.*, “Evidence for the production of thermal-like muon pairs with masses above 1-GeV/c² in 158-A-GeV Indium-Indium Collisions,” *Eur. Phys. J.* **C59** (2009) 607–623, arXiv:0810.3204 [nucl-ex].
- [20] NA60 Collaboration, R. Arnaldi *et al.*, “NA60 results on thermal dimuons,” *Eur. Phys. J.* **C61** (2009) 711–720, arXiv:0812.3053 [nucl-ex].
- [21] STAR Collaboration, L. Adamczyk *et al.*, “Measurements of dielectron production in Au+Au collisions at $\sqrt{s_{NN}} = 200$ GeV from the STAR experiment,” *Phys. Rev.* **C92** no. 2, (2015) 024912, arXiv:1504.01317 [hep-ex].
- [22] STAR Collaboration, B. Huang, “Dielectron production in p+p and Au+Au collisions at $\sqrt{s_{NN}} = 200$ GeV from STAR,” *Acta Phys. Polon. Supp.* **5** (2012) 471–476.
- [23] PHENIX Collaboration, A. Adare *et al.*, “Dielectron production in Au+Au collisions at $\sqrt{s_{NN}} = 200$ GeV,” *Phys. Rev.* **C93** no. 1, (2016) 014904, arXiv:1509.04667 [nucl-ex].
- [24] M. Bleicher and H. Stoecker, “Dynamics and freezeout of hadron resonances at RHIC,” *J. Phys.* **G30** (2004) S111–S118, arXiv:hep-ph/0312278 [hep-ph].
- [25] M. Bleicher and J. Aichelin, “Strange resonance production: Probing chemical and thermal freezeout in relativistic heavy ion collisions,” *Phys. Lett.* **B530** (2002) 81–87, arXiv:hep-ph/0201123 [hep-ph].

- [26] A. G. Knospe, C. Markert, K. Werner, J. Steinheimer, and M. Bleicher, “Hadronic resonance production and interaction in partonic and hadronic matter in the EPOS3 model with and without the hadronic afterburner UrQMD,” *Phys. Rev.* **C93** no. 1, (2016) 014911, arXiv:1509.07895 [nucl-th].
- [27] ALICE Collaboration, B. B. Abelev *et al.*, “ $K^*(892)^0$ and $\phi(1020)$ production in Pb-Pb collisions at $\sqrt{s_{NN}} = 2.76$ TeV,” *Phys. Rev.* **C91** (2015) 024609, arXiv:1404.0495 [nucl-ex].
- [28] STAR Collaboration, J. Adams *et al.*, “ $K^*(892)^0$ resonance production in Au+Au and p+p collisions at $\sqrt{s_{NN}} = 200$ GeV at STAR,” *Phys. Rev.* **C71** (2005) 064902, arXiv:nucl-ex/0412019 [nucl-ex].
- [29] STAR Collaboration, B. I. Abelev *et al.*, “Strange baryon resonance production in $\sqrt{s_{NN}} = 200$ GeV p+p and Au+Au collisions,” *Phys. Rev. Lett.* **97** (2006) 132301, arXiv:nucl-ex/0604019 [nucl-ex].
- [30] STAR Collaboration, J. Adams *et al.*, “ ϕ meson production in Au+Au and p+p collisions at $\sqrt{s_{NN}} = 200$ GeV,” *Phys. Lett.* **B612** (2005) 181–189, arXiv:nucl-ex/0406003 [nucl-ex].
- [31] J. D. Bjorken, “Energy Loss of Energetic Partons in Quark - Gluon Plasma: Possible Extinction of High p(t) Jets in Hadron - Hadron Collisions,” 1982, FERMILAB-PUB-82-059-THY, FERMILAB-PUB-82-059-T.
- [32] M. Gyulassy and M. Plumer, “Jet Quenching in Dense Matter,” *Phys. Lett.* **B243** (1990) 432–438.
- [33] R. Baier, Y. L. Dokshitzer, S. Peigne, and D. Schiff, “Induced gluon radiation in a QCD medium,” *Phys. Lett.* **B345** (1995) 277–286, arXiv:hep-ph/9411409 [hep-ph].
- [34] A. Ilner, J. Blair, D. Cabrera, C. Markert, and E. Bratkovskaya, “Probing the hot and dense nuclear matter with K^* , \bar{K}^* vector mesons,” arXiv:1707.00060 [hep-ph].
- [35] P. Söding, “On the Apparent shift of the ρ meson mass in photoproduction,” *Phys. Lett.* **19** (1966) 702–704.
- [36] ALICE Collaboration, J. Adam *et al.*, “ $K^*(892)^0$ and $\phi(1020)$ meson production at high transverse momentum in pp and Pb-Pb collisions at $\sqrt{s_{NN}} = 2.76$ TeV,” *Phys. Rev.* **C95** no. 6, (2017) 064606, arXiv:1702.00555 [nucl-ex].
- [37] ALICE Collaboration, K. Aamodt *et al.*, “The ALICE experiment at the CERN LHC,” *JINST* **3** (2008) S08002.
- [38] ALICE Collaboration, E. Abbas *et al.*, “Performance of the ALICE VZERO system,” *JINST* **8** (2013) P10016, arXiv:1306.3130 [nucl-ex].
- [39] ALICE Collaboration, K. Aamodt *et al.*, “Centrality dependence of the charged-particle multiplicity density at mid-rapidity in Pb-Pb collisions at $\sqrt{s_{NN}} = 2.76$ TeV,” *Phys. Rev. Lett.* **106** (2011) 032301, arXiv:1012.1657 [nucl-ex].
- [40] ALICE Collaboration, B. Abelev *et al.*, “Centrality determination of Pb-Pb collisions at $\sqrt{s_{NN}} = 2.76$ TeV with ALICE,” *Phys. Rev.* **C88** no. 4, (2013) 044909, arXiv:1301.4361 [nucl-ex].
- [41] ALICE Collaboration, B. Abelev *et al.*, “Measurement of inelastic, single- and double-diffraction cross sections in proton–proton collisions at the LHC with ALICE,” *Eur. Phys. J.* **C73** no. 6, (2013) 2456, arXiv:1208.4968 [hep-ex].

- [42] ALICE Collaboration, B. B. Abelev *et al.*, “Performance of the ALICE Experiment at the CERN LHC,” *Int. J. Mod. Phys. A* **29** (2014) 1430044, arXiv:1402.4476 [nucl-ex].
- [43] T. Sjostrand and M. van Zijl, “A Multiple Interaction Model for the Event Structure in Hadron Collisions,” *Phys. Rev. D* **36** (1987) 2019.
- [44] T. Sjöstrand, S. Mrenna, and P. Z. Skands, “PYTHIA 6.4 Physics and Manual,” *JHEP* **05** (2006) 026, arXiv:hep-ph/0603175 [hep-ph].
- [45] X.-N. Wang and M. Gyulassy, “HIJING: A Monte Carlo model for multiple jet production in pp, pA and AA collisions,” *Phys. Rev. D* **44** (1991) 3501–3516.
- [46] R. Brun, F. Carminati, and S. Giani, *GEANT – Detector Description and Simulation Tool, CERN Program Library Long Writeup W5013*. CERN, Geneva, 1994.
- [47] ALICE Collaboration, B. B. Abelev *et al.*, “Production of charged pions, kaons and protons at large transverse momenta in pp and Pb-Pb collisions at $\sqrt{s_{NN}} = 2.76$ TeV,” *Phys. Lett. B* **736** (2014) 196–207, arXiv:1401.1250 [nucl-ex].
- [48] ALICE Collaboration, B. B. Abelev *et al.*, “ K_S^0 and Λ production in Pb-Pb collisions at $\sqrt{s_{NN}} = 2.76$ TeV,” *Phys. Rev. Lett.* **111** (2013) 222301, arXiv:1307.5530 [nucl-ex].
- [49] PHENIX Collaboration, S. S. Adler *et al.*, “Centrality dependence of direct photon production in $\sqrt{s_{NN}} = 200$ GeV Au+Au collisions,” *Phys. Rev. Lett.* **94** (2005) 232301, arXiv:nucl-ex/0503003 [nucl-ex].
- [50] ALICE Collaboration, J. Adam *et al.*, “Direct photon production in Pb-Pb collisions at $\sqrt{s_{NN}} = 2.76$ TeV,” *Phys. Lett. B* **754** (2016) 235–248, arXiv:1509.07324 [nucl-ex].
- [51] PHENIX Collaboration, A. Adare *et al.*, “Production of ω mesons in p+p, d+Au, Cu+Cu, and Au+Au collisions at $\sqrt{s_{NN}} = 200$ GeV,” *Phys. Rev. C* **84** (2011) 044902, arXiv:1105.3467 [nucl-ex].
- [52] M. Diakonou *et al.*, “Inclusive high- p_T ω and η' production at the ISR,” *Phys. Lett. B* **89** (1980) 432–436.
- [53] PHENIX Collaboration, A. Adare *et al.*, “Spectra and ratios of identified particles in Au+Au and d+Au collisions at $\sqrt{s_{NN}} = 200$ GeV,” *Phys. Rev. C* **88** no. 2, (2013) 024906, arXiv:1304.3410 [nucl-ex].
- [54] ALICE Collaboration, B. Abelev *et al.*, “Production of $K^*(892)^0$ and $\phi(1020)$ in pp collisions at $\sqrt{s} = 7$ TeV,” *Eur. Phys. J. C* **72** (2012) 2183, arXiv:1208.5717 [hep-ex].
- [55] ALICE Collaboration, K. Aamodt *et al.*, “Production of pions, kaons and protons in pp collisions at $\sqrt{s} = 900$ GeV with ALICE at the LHC,” *Eur. Phys. J. C* **71** (2011) 1655, arXiv:1101.4110 [hep-ex].
- [56] ALICE Collaboration, B. Abelev *et al.*, “Neutral pion and η meson production in proton-proton collisions at $\sqrt{s} = 0.9$ TeV and $\sqrt{s} = 7$ TeV,” *Phys. Lett. B* **717** (2012) 162–172, arXiv:1205.5724 [hep-ex].
- [57] PHENIX Collaboration, S. S. Adler *et al.*, “High transverse momentum η meson production in p+p, d+Au and Au+Au collisions at $\sqrt{s_{NN}} = 200$ GeV,” *Phys. Rev. C* **75** (2007) 024909, arXiv:nucl-ex/0611006 [nucl-ex].

- [58] T. Sjöstrand, S. Mrenna, and P. Z. Skands, “A brief introduction to PYTHIA 8.1,” *Comput. Phys. Commun.* **178** (2008) 852–867, arXiv:0710.3820 [hep-ph].
- [59] L. Altenkmper, F. Bock, C. Loizides, and N. Schmidt, “Applicability of transverse mass scaling in hadronic collisions at energies available at the CERN Large Hadron Collider,” *Phys. Rev.* **C96** no. 6, (2017) 064907, arXiv:1710.01933 [hep-ph].
- [60] ALICE Collaboration, B. Abelev *et al.*, “Centrality dependence of π , K, p production in Pb–Pb collisions at $\sqrt{s_{NN}} = 2.76$ TeV,” *Phys. Rev.* **C88** (2013) 044910, arXiv:1303.0737 [hep-ex].
- [61] ALICE Collaboration, J. Adam *et al.*, “Centrality dependence of the nuclear modification factor of charged pions, kaons, and protons in Pb–Pb collisions at $\sqrt{s_{NN}} = 2.76$ TeV,” *Phys. Rev.* **C93** no. 3, (2016) 034913, arXiv:1506.07287 [nucl-ex].
- [62] Z. Tang, Y. Xu, L. Ruan, G. van Buren, F. Wang, and Z. Xu, “Spectra and radial flow at RHIC with Tsallis statistics in a Blast-Wave description,” *Phys. Rev.* **C79** (2009) 051901, arXiv:0812.1609 [nucl-ex].
- [63] PHENIX Collaboration, A. Adare *et al.*, “Measurement of neutral mesons in p+p collisions at $\sqrt{s} = 200$ GeV and scaling properties of hadron production,” *Phys. Rev.* **D83** (2011) 052004, arXiv:1005.3674 [hep-ex].
- [64] STAR Collaboration, C. Adler *et al.*, “Coherent ρ^0 production in ultraperipheral heavy ion collisions,” *Phys. Rev. Lett.* **89** (2002) 272302, arXiv:nucl-ex/0206004 [nucl-ex].
- [65] ALICE Collaboration, J. Adam *et al.*, “Coherent ρ^0 photoproduction in ultra-peripheral Pb–Pb collisions at $\sqrt{s_{NN}} = 2.76$ TeV,” *JHEP* **09** (2015) 095, arXiv:1503.09177 [nucl-ex].
- [66] R. Rapp, “ $\pi^+ \pi^-$ -emission in high-energy nuclear collisions,” *Nucl. Phys.* **A725** (2003) 254–268, arXiv:hep-ph/0305011 [hep-ph].
- [67] P. F. Kolb and M. Prakash, “Spectroscopy of resonance decays in high-energy heavy ion experiments,” *Phys. Rev.* **C67** (2003) 044902, arXiv:nucl-th/0301007 [nucl-th].
- [68] E. V. Shuryak and G. E. Brown, “Matter induced modification of resonances at RHIC freezeout,” *Nucl. Phys.* **A717** (2003) 322–335, arXiv:hep-ph/0211119 [hep-ph].
- [69] ALICE Collaboration, B. B. Abelev *et al.*, “Multiplicity dependence of pion, kaon, proton and Lambda production in p–Pb collisions at $\sqrt{s_{NN}} = 5.02$ TeV,” *Phys. Lett.* **B728** (2014) 25–38, arXiv:1307.6796 [nucl-ex].
- [70] R. Engel, “Photoproduction within the two component dual parton model. 1. Amplitudes and cross-sections,” *Z. Phys.* **C66** (1995) 203–214.
- [71] R. Engel and J. Ranft, “Hadronic photon-photon interactions at high-energies,” *Phys. Rev.* **D54** (1996) 4244–4262, arXiv:hep-ph/9509373 [hep-ph].
- [72] H. W. Barz, G. Bertsch, B. L. Friman, H. Schulz, and S. Boggs, “ ρ^0 thermometry in hot hadronic matter,” *Phys. Lett.* **B265** (1991) 219–222.
- [73] P. Skands, S. Carrazza, and J. Rojo, “Tuning PYTHIA 8.1: the Monash 2013 Tune,” *Eur. Phys. J.* **C74** no. 8, (2014) 3024, arXiv:1404.5630 [hep-ph].
- [74] P. Z. Skands, “Tuning Monte Carlo generators: the Perugia tunes,” *Phys. Rev.* **D82** (2010) 074018, arXiv:1005.3457 [hep-ph].

- [75] B. Andersson, G. Gustafson, G. Ingelman, and T. Sjöstrand, “Parton fragmentation and string dynamics,” *Phys. Rept.* **97** (1983) 31–145.
- [76] C. Tsallis, “Possible generalization of Boltzmann-Gibbs statistics,” *J. Statist. Phys.* **52** (1988) 479–487.
- [77] E. Schnedermann, J. Sollfrank, and U. W. Heinz, “Thermal phenomenology of hadrons from 200-A/GeV S+S collisions,” *Phys. Rev.* **C48** (1993) 2462–2475, arXiv:nuc1-th/9307020 [nucl-th].
- [78] F. Becattini, P. Castorina, A. Milov, and H. Satz, “A Comparative analysis of statistical hadron production,” *Eur. Phys. J.* **C66** (2010) 377–386, arXiv:0911.3026 [hep-ph].
- [79] M. Floris, “Hadron yields and the phase diagram of strongly interacting matter,” *Nucl. Phys.* **A931** (2014) 103–112, arXiv:1408.6403 [nucl-ex].
- [80] F. Becattini, P. Castorina, A. Milov, and H. Satz, “Predictions of hadron abundances in pp collisions at the LHC,” *J. Phys.* **G38** (2011) 025002, arXiv:0912.2855 [hep-ph].
- [81] **ARGUS** Collaboration, H. Albrecht *et al.*, “Inclusive production of $K^*(892)$, $\rho(770)^0$, and $\omega(783)$ mesons in the Υ energy region,” *Z. Phys.* **C61** (1994) 1–18.
- [82] M. Derrick *et al.*, “Neutral $K^*(890)$ and ρ^0 meson production in e^+e^- annihilation at the $\sqrt{s} = 29\text{-GeV}$,” *Phys. Lett.* **B158** (1985) 519–524.
- [83] Y.-J. Pei, “A Simple approach to describe hadron production rates in e^+e^- annihilation,” *Z. Phys.* **C72** (1996) 39–46.
- [84] **Bonn-Hamburg-Munich** Collaboration, V. Blobel and *et al.*, “Observation of vector meson production in inclusive pp reactions,” *Phys. Lett.* **48B** (1974) 73–76.
- [85] R. Singer, T. H. Fields, L. G. Hyman, R. Engelmann, T. Kafka, M. Pratap, L. Voyvodic, R. Walker, and J. Whitmore, “ ρ^0 production in 205-GeV/c pp interactions,” *Phys. Lett.* **B60** (1976) 385–388.
- [86] M. Aguilar-Benitez *et al.*, “Inclusive particle production in 400-GeV/c pp interactions,” *Z. Phys.* **C50** (1991) 405–426.
- [87] **Annecy(LAPP)-CERN-College de France-Dortmund-Heidelberg-Warsaw** Collaboration, D. Drijard *et al.*, “Production of vector and tensor mesons in proton-proton collisions at $\sqrt{s} = 52.5\text{-GeV}$,” *Z. Phys.* **C9** (1981) 293.
- [88] **Soviet-CERN** Collaboration, A. P. Vorobjev *et al.*, “Inclusive production of ρ^0 and ϕ in K^+p interactions at 32-GeV/c,” *Nucl. Phys.* **B176** (1980) 303.
- [89] F. C. Winkelmann *et al.*, “Inclusive ρ^0 production in π^-p interactions at 205-GeV/c,” *Phys. Lett.* **B56** (1975) 101–104.
- [90] **ALICE** Collaboration, K. Aamodt *et al.*, “Two-pion Bose-Einstein correlations in central Pb-Pb collisions at $\sqrt{s_{NN}} = 2.76\text{ TeV}$,” *Phys. Lett.* **B696** (2011) 328–337, arXiv:1012.4035 [nucl-ex].
- [91] A. Andronic, P. Braun-Munzinger, and J. Stachel, “Thermal hadron production in relativistic nuclear collisions: The Hadron mass spectrum, the horn, and the QCD phase transition,” *Phys. Lett.* **B673** (2009) 142–145, arXiv:0812.1186 [nucl-th]. [Erratum: *Phys. Lett.* **B678,516**(2009)].

- [92] S. A. Bass *et al.*, “Microscopic models for ultrarelativistic heavy ion collisions,” *Prog. Part. Nucl. Phys.* **41** (1998) 255–369, arXiv:nucl-th/9803035 [nucl-th]. [Prog. Part. Nucl. Phys.41,225(1998)].
- [93] M. Bleicher *et al.*, “Relativistic hadron hadron collisions in the ultrarelativistic quantum molecular dynamics model,” *J. Phys.* **G25** (1999) 1859–1896, arXiv:hep-ph/9909407 [hep-ph].
- [94] B. Alver, M. Baker, C. Loizides, and P. Steinberg, “The PHOBOS Glauber Monte Carlo,” arXiv:0805.4411 [nucl-ex].
- [95] C. Loizides, J. Nagle, and P. Steinberg, “Improved version of the PHOBOS Glauber Monte Carlo,” *SoftwareX* **1-2** (2015) 13–18, arXiv:1408.2549 [nucl-ex].
- [96] R. Bellwied and C. Markert, “In-medium hadronization in the deconfined matter at RHIC and LHC,” *Phys. Lett.* **B691** (2010) 208–213, arXiv:1005.5416 [nucl-th].
- [97] W. Liu and R. J. Fries, “Probing nuclear matter with jet conversions,” *Phys. Rev.* **C77** (2008) 054902, arXiv:0801.0453 [nucl-th].
- [98] W. Liu, C. M. Ko, and B. W. Zhang, “Jet conversions in a quark-gluon plasma,” *Phys. Rev.* **C75** (2007) 051901, arXiv:nucl-th/0607047 [nucl-th].

A The ALICE Collaboration

S. Acharya¹³⁸, F.T.-. Acosta²², D. Adamová⁹⁴, J. Adolfsson⁸¹, M.M. Aggarwal⁹⁸, G. Aglieri Rinella³⁶, M. Agnello³³, N. Agrawal⁴⁹, Z. Ahammed¹³⁸, S.U. Ahn⁷⁷, S. Aiola¹⁴³, A. Akindinov⁶⁵, M. Al-Turany¹⁰⁴, S.N. Alam¹³⁸, D.S.D. Albuquerque¹²⁰, D. Aleksandrov⁸⁸, B. Alessandro⁵⁹, R. Alfaro Molina⁷³, Y. Ali¹⁶, A. Alici^{11, 54, 29}, A. Alkin³, J. Alme²⁴, T. Alt⁷⁰, L. Altenkamper²⁴, I. Altsybeev¹³⁷, C. Andrei⁴⁸, D. Andreou³⁶, H.A. Andrews¹⁰⁸, A. Andronic^{141, 104}, M. Angeletti³⁶, V. Anguelov¹⁰², C. Anson¹⁷, T. Antičić¹⁰⁵, F. Antinori⁵⁷, P. Antonioli⁵⁴, R. Anwar¹²⁴, N. Apadula⁸⁰, L. Aphecetche¹¹², H. Appelshäuser⁷⁰, S. Arcelli²⁹, R. Arnaldi⁵⁹, O.W. Arnold^{103, 115}, I.C. Arsene²³, M. Arslandok¹⁰², B. Audurier¹¹², A. Augustinus³⁶, R. Averbeck¹⁰⁴, M.D. Azmi¹⁸, A. Badalà⁵⁶, Y.W. Baek^{61, 42}, S. Bagnasco⁵⁹, R. Bailhache⁷⁰, R. Bala⁹⁹, A. Baldisseri¹³⁴, M. Ball⁴⁴, R.C. Baral⁸⁶, A.M. Barbano²⁸, R. Barbera³⁰, F. Barile⁵³, L. Barioglio²⁸, G.G. Barnaföldi¹⁴², L.S. Barnby⁹³, V. Barret¹³¹, P. Bartalini⁷, K. Barth³⁶, E. Bartsch⁷⁰, N. Bastid¹³¹, S. Basu¹⁴⁰, G. Batigne¹¹², B. Batyunya⁷⁶, P.C. Batzing²³, J.L. Bazo Alba¹⁰⁹, I.G. Bearden⁸⁹, H. Beck¹⁰², C. Bedda⁶⁴, N.K. Behera⁶¹, I. Belikov¹³³, F. Bellini^{29, 36}, H. Bello Martinez², R. Bellwied¹²⁴, L.G.E. Beltran¹¹⁸, V. Belyaev⁹², G. Bencedi¹⁴², S. Beole²⁸, A. Bercuci⁴⁸, Y. Berdnikov⁹⁶, D. Berenyi¹⁴², R.A. Bertens¹²⁷, D. Berzano^{36, 59}, L. Betev³⁶, P.P. Bhaduri¹³⁸, A. Bhasin⁹⁹, I.R. Bhat⁹⁹, H. Bhatt⁴⁹, B. Bhattacharjee⁴³, J. Bhum¹¹⁶, A. Bianchi²⁸, L. Bianchi¹²⁴, N. Bianchi⁵², J. Bielčák³⁹, J. Bielčiková⁹⁴, A. Bilandzic^{115, 103}, G. Biro¹⁴², R. Biswas⁴, S. Biswas⁴, J.T. Blair¹¹⁷, D. Blau⁸⁸, C. Blume⁷⁰, G. Boca¹³⁵, F. Bock³⁶, A. Bogdanov⁹², L. Boldizsár¹⁴², M. Bombara⁴⁰, G. Bonomi¹³⁶, M. Bonora³⁶, H. Borel¹³⁴, A. Borissov^{141, 20}, M. Borri¹²⁶, E. Botta²⁸, C. Bourjau⁸⁹, L. Bratrud⁷⁰, P. Braun-Munzinger¹⁰⁴, M. Bregant¹¹⁹, T.A. Broker⁷⁰, M. Broz³⁹, E.J. Brucken⁴⁵, E. Bruna⁵⁹, G.E. Bruno^{36, 35}, D. Budnikov¹⁰⁶, H. Buesching⁷⁰, S. Bufalino³³, P. Buhler¹¹¹, P. Buncic³⁶, O. Busch¹³⁰, Z. Buthelezi⁷⁴, J.B. Butt¹⁶, J.T. Buxton¹⁹, J. Cabala¹¹⁴, D. Caffarri⁹⁰, H. Caines¹⁴³, A. Caliva¹⁰⁴, E. Calvo Villar¹⁰⁹, R.S. Camacho², P. Camerini²⁷, A.A. Capon¹¹¹, F. Carena³⁶, W. Carena³⁶, F. Carnesecchi^{29, 11}, J. Castillo Castellanos¹³⁴, A.J. Castro¹²⁷, E.A.R. Casula⁵⁵, C. Ceballos Sanchez⁹, S. Chandra¹³⁸, B. Chang¹²⁵, W. Chang⁷, S. Chapeland³⁶, M. Chartier¹²⁶, S. Chattopadhyay¹³⁸, S. Chattopadhyay¹⁰⁷, A. Chauvin^{115, 103}, C. Cheshkov¹³², B. Cheynis¹³², V. Chibante Barroso³⁶, D.D. Chinellato¹²⁰, S. Cho⁶¹, P. Chochula³⁶, T. Chowdhury¹³¹, P. Christakoglou⁹⁰, C.H. Christensen⁸⁹, P. Christiansen⁸¹, T. Chujo¹³⁰, S.U. Chung²⁰, C. Cicalo⁵⁵, L. Cifarelli^{11, 29}, F. Cindolo⁵⁴, J. Cleymans¹²³, F. Colamaria⁵³, D. Colella^{66, 53, 36}, A. Collu⁸⁰, M. Colocci²⁹, M. Concas^{59, i}, G. Conesa Balbastre⁷⁹, Z. Conesa del Valle⁶², J.G. Contreras³⁹, T.M. Cormier⁹⁵, Y. Corrales Morales⁵⁹, P. Cortese³⁴, M.R. Cosentino¹²¹, F. Costa³⁶, S. Costanza¹³⁵, J. Crkovská⁶², P. Crochet¹³¹, E. Cuautle⁷¹, L. Cunqueiro^{95, 141}, T. Dahms^{103, 115}, A. Dainese⁵⁷, M.C. Danisch¹⁰², A. Danu⁶⁹, D. Das¹⁰⁷, I. Das¹⁰⁷, S. Das⁴, A. Dash⁸⁶, S. Dash⁴⁹, S. De⁵⁰, A. De Caro³², G. de Cataldo⁵³, C. de Conti¹¹⁹, J. de Cuveland⁴¹, A. De Falco²⁶, D. De Gruttola^{11, 32}, N. De Marco⁵⁹, S. De Pasquale³², R.D. De Souza¹²⁰, H.F. Degenhardt¹¹⁹, A. Deisting^{104, 102}, A. Deloff⁸⁵, S. Delsanto²⁸, C. Deplano⁹⁰, P. Dhankher⁴⁹, D. Di Bari³⁵, A. Di Mauro³⁶, B. Di Ruzza⁵⁷, R.A. Diaz⁹, T. Dietel¹²³, P. Dillenseger⁷⁰, Y. Ding⁷, R. Divià³⁶, Ø. Djuvsland²⁴, A. Dobrin³⁶, D. Domenicis Gimenez¹¹⁹, B. Dönigus⁷⁰, O. Dordic²³, L.V.R. Doremalen⁶⁴, A.K. Dubey¹³⁸, A. Dubla¹⁰⁴, L. Ducroux¹³², S. Dudi⁹⁸, A.K. Duggal⁹⁸, M. Dukhishyam⁸⁶, P. Dupieux¹³¹, R.J. Ehlers¹⁴³, D. Elia⁵³, E. Endress¹⁰⁹, H. Engel⁷⁵, E. Epple¹⁴³, B. Erazmus¹¹², F. Erhardt⁹⁷, M.R. Ersdal²⁴, B. Espagnon⁶², G. Eulisse³⁶, J. Eum²⁰, D. Evans¹⁰⁸, S. Evdokimov⁹¹, L. Fabbietti^{103, 115}, M. Faggin³¹, J. Faivre⁷⁹, A. Fantoni⁵², M. Fasel⁹⁵, L. Feldkamp¹⁴¹, A. Feliciello⁵⁹, G. Feofilov¹³⁷, A. Fernández Téllez², A. Ferretti²⁸, A. Festanti^{31, 36}, V.J.G. Feuillard^{131, 102, 134}, J. Figiel¹¹⁶, M.A.S. Figueredo¹¹⁹, S. Filchagin¹⁰⁶, D. Finogeev⁶³, F.M. Fionda²⁴, G. Fiorenza⁵³, M. Floris³⁶, S. Foertsch⁷⁴, P. Foka¹⁰⁴, S. Fokin⁸⁸, E. Fragiaco⁶⁰, A. Francescon³⁶, A. Francisco¹¹², U. Frankenfeld¹⁰⁴, G.G. Fronze²⁸, U. Fuchs³⁶, C. Furget⁷⁹, A. Furs⁶³, M. Fusco Girard³², J.J. Gaardhøje⁸⁹, M. Gagliardi²⁸, A.M. Gago¹⁰⁹, K. Gajdosova⁸⁹, M. Gallio²⁸, C.D. Galvan¹¹⁸, P. Ganoti⁸⁴, C. Garabatos¹⁰⁴, E. Garcia-Solis¹², K. Garg³⁰, C. Gargiulo³⁶, P. Gasik^{115, 103}, E.F. Gauger¹¹⁷, M.B. Gay Ducati⁷², M. Germain¹¹², J. Ghosh¹⁰⁷, P. Ghosh¹³⁸, S.K. Ghosh⁴, P. Gianotti⁵², P. Giubellino^{104, 59}, P. Giubilato³¹, P. Glässel¹⁰², D.M. Gómez Coral⁷³, A. Gomez Ramirez⁷⁵, V. Gonzalez¹⁰⁴, P. González-Zamora², S. Gorbunov⁴¹, L. Görlich¹¹⁶, S. Gotovac³⁷, V. Grabski⁷³, L.K. Graczykowski¹³⁹, K.L. Graham¹⁰⁸, L. Greiner⁸⁰, A. Grelli⁶⁴, C. Grigoras³⁶, V. Grigoriev⁹², A. Grigoryan¹, S. Grigoryan⁷⁶, J.M. Gronefeld¹⁰⁴, F. Grosa³³, J.F. Grosse-Oetringhaus³⁶, R. Grosso¹⁰⁴, R. Guernane⁷⁹, B. Guerzoni²⁹, M. Guittiere¹¹², K. Gulbrandsen⁸⁹, T. Gunji¹²⁹, A. Gupta⁹⁹, R. Gupta⁹⁹, I.B. Guzman², R. Haake³⁶, M.K. Habib¹⁰⁴, C. Hadjidakis⁶², H. Hamagaki⁸², G. Hamar¹⁴², J.C. Hamon¹³³, R. Hannigan¹¹⁷, M.R. Haque⁶⁴, J.W. Harris¹⁴³, A. Harton¹², H. Hassan⁷⁹, D. Hatzifotiadou^{54, 11}, S. Hayashi¹²⁹, S.T. Heckel⁷⁰, E. Hellbär⁷⁰, H. Helstrup³⁸, A. Herghelegiu⁴⁸, E.G. Hernandez², G. Herrera Corral¹⁰, F. Herrmann¹⁴¹, K.F. Hetland³⁸, T.E. Hilden⁴⁵, H. Hillemanns³⁶, C. Hills¹²⁶, B. Hippolyte¹³³, B. Hohlweger¹⁰³, D. Horak³⁹, S. Hornung¹⁰⁴, R. Hosokawa^{130, 79}, P. Hristov³⁶, C. Hughes¹²⁷, P. Huhn⁷⁰, T.J. Humanic¹⁹, H. Hushnud¹⁰⁷,

N. Hussain⁴³, T. Hussain¹⁸, D. Hutter⁴¹, D.S. Hwang²¹, J.P. Iddon¹²⁶, S.A. Iga Buitron⁷¹, R. Ilkaev¹⁰⁶, M. Inaba¹³⁰, M. Ippolitov⁸⁸, M.S. Islam¹⁰⁷, M. Ivanov¹⁰⁴, V. Ivanov⁹⁶, V. Izucheev⁹¹, B. Jacak⁸⁰, N. Jacazio²⁹, P.M. Jacobs⁸⁰, M.B. Jadhav⁴⁹, S. Jadlovská¹¹⁴, J. Jadlovsky¹¹⁴, S. Jaelani⁶⁴, C. Jahnke^{119,115}, M.J. Jakubowska¹³⁹, M.A. Janik¹³⁹, C. Jena⁸⁶, M. Jercic⁹⁷, R.T. Jimenez Bustamante¹⁰⁴, M. Jin¹²⁴, P.G. Jones¹⁰⁸, A. Jusko¹⁰⁸, P. Kalinak⁶⁶, A. Kalweit³⁶, J.H. Kang¹⁴⁴, V. Kaplin⁹², S. Kar⁷, A. Karasu Uysal⁷⁸, O. Karavichev⁶³, T. Karavicheva⁶³, P. Karczmarczyk³⁶, E. Karpechev⁶³, U. Keschull⁷⁵, R. Keidel⁴⁷, D.L.D. Keijdener⁶⁴, M. Keil³⁶, B. Ketzer⁴⁴, Z. Khabanova⁹⁰, S. Khan¹⁸, S.A. Khan¹³⁸, A. Khanzadeev⁹⁶, Y. Kharlov⁹¹, A. Khatun¹⁸, A. Khuntia⁵⁰, M.M. Kielbowicz¹¹⁶, B. Kileng³⁸, B. Kim¹³⁰, D. Kim¹⁴⁴, D.J. Kim¹²⁵, E.J. Kim¹⁴, H. Kim¹⁴⁴, J.S. Kim⁴², J. Kim¹⁰², M. Kim^{61,102}, S. Kim²¹, T. Kim¹⁴⁴, T. Kim¹⁴⁴, S. Kirsch⁴¹, I. Kisel⁴¹, S. Kiselev⁶⁵, A. Kisiel¹³⁹, J.L. Klay⁶, C. Klein⁷⁰, J. Klein^{36,59}, C. Klein-Bösing¹⁴¹, S. Klewin¹⁰², A. Kluge³⁶, M.L. Knichel^{36,102}, A.G. Knospe¹²⁴, C. Kobdaj¹¹³, M. Kofarago¹⁴², M.K. Köhler¹⁰², T. Kollegger¹⁰⁴, N. Kondratyeva⁹², E. Kondratyuk⁹¹, A. Konevskikh⁶³, M. Konyushikhin¹⁴⁰, O. Kovalenko⁸⁵, V. Kovalenko¹³⁷, M. Kowalski¹¹⁶, I. Králik⁶⁶, A. Kravčáková⁴⁰, L. Kreis¹⁰⁴, M. Krivda^{108,66}, F. Krizek⁹⁴, M. Krüger⁷⁰, E. Kryshen⁹⁶, M. Krzewicki⁴¹, A.M. Kubera¹⁹, V. Kučera^{94,61}, C. Kuhn¹³³, P.G. Kuijper⁹⁰, J. Kumar⁴⁹, L. Kumar⁹⁸, S. Kumar⁴⁹, S. Kundu⁸⁶, P. Kurashvili⁸⁵, A. Kurepin⁶³, A.B. Kurepin⁶³, A. Kuryakin¹⁰⁶, S. Kuschpil⁹⁴, M.J. Kweon⁶¹, Y. Kwon¹⁴⁴, S.L. La Pointe⁴¹, P. La Rocca³⁰, Y.S. Lai⁸⁰, I. Lakomov³⁶, R. Langoy¹²², K. Lapidus¹⁴³, C. Lara⁷⁵, A. Lardeux²³, P. Larionov⁵², A. Lattuca²⁸, E. Laudi³⁶, R. Lavicka³⁹, R. Lea²⁷, L. Leardini¹⁰², S. Lee¹⁴⁴, F. Lehas⁹⁰, S. Lehner¹¹¹, J. Lehrbach⁴¹, R.C. Lemmon⁹³, E. Leogrande⁶⁴, I. León Monzón¹¹⁸, P. Lévai¹⁴², X. Li¹³, X.L. Li⁷, J. Lien¹²², R. Lietava¹⁰⁸, B. Lim²⁰, S. Lindal²³, V. Lindenstruth⁴¹, S.W. Lindsay¹²⁶, C. Lippmann¹⁰⁴, M.A. Lisa¹⁹, V. Litichevskiy⁴⁵, A. Liu⁸⁰, H.M. Ljunggren⁸¹, W.J. Llope¹⁴⁰, D.F. Lodato⁶⁴, V. Loginov⁹², C. Loizides^{80,95}, P. Loncar³⁷, X. Lopez¹³¹, E. López Torres⁹, A. Lowe¹⁴², P. Luettig⁷⁰, J.R. Luhder¹⁴¹, M. Lunardon³¹, G. Luparello⁶⁰, M. Lupi³⁶, A. Maevskaya⁶³, M. Mager³⁶, S.M. Mahmood²³, A. Maire¹³³, R.D. Majka¹⁴³, M. Malaev⁹⁶, L. Malinina^{76,ii}, D. Mal'Kevich⁶⁵, P. Malzacher¹⁰⁴, A. Mamonov¹⁰⁶, V. Manko⁸⁸, F. Manso¹³¹, V. Manzari⁵³, Y. Mao⁷, M. Marchisone^{74,128,132}, J. Mares⁶⁸, G.V. Margagliotti²⁷, A. Margotti⁵⁴, J. Margutti⁶⁴, A. Marín¹⁰⁴, C. Markert¹¹⁷, M. Marquard⁷⁰, N.A. Martin¹⁰⁴, P. Martinengo³⁶, M.I. Martínez², G. Martínez García¹¹², M. Martinez Pedreira³⁶, S. Masciocchi¹⁰⁴, M. Masera²⁸, A. Masoni⁵⁵, L. Massacrier⁶², E. Masson¹¹², A. Mastroserio⁵³, A.M. Mathis^{103,115}, P.F.T. Matuoka¹¹⁹, A. Matyjka^{127,116}, C. Mayer¹¹⁶, M. Mazzilli³⁵, M.A. Mazzoni⁵⁸, F. Meddi²⁵, Y. Melikyan⁹², A. Menchaca-Rocha⁷³, E. Meninno³², J. Mercado Pérez¹⁰², M. Meres¹⁵, C.S. Meza¹⁰⁹, S. Mhlanga¹²³, Y. Miake¹³⁰, L. Micheletti²⁸, M.M. Mieskolainen⁴⁵, D.L. Mihaylov¹⁰³, K. Mikhaylov^{65,76}, A. Mischke⁶⁴, A.N. Mishra⁷¹, D. Miśkowiec¹⁰⁴, J. Mitra¹³⁸, C.M. Mitu⁶⁹, N. Mohammadi^{36,64}, A.P. Mohanty⁶⁴, B. Mohanty⁸⁶, M. Mohisin Khan^{18,iii}, D.A. Moreira De Godoy¹⁴¹, L.A.P. Moreno², S. Moretto³¹, A. Morreale¹¹², A. Morsch³⁶, V. Muccifora⁵², E. Mudnic³⁷, D. Mühlheim¹⁴¹, S. Muhuri¹³⁸, M. Mukherjee⁴, J.D. Mulligan¹⁴³, M.G. Munhoz¹¹⁹, K. Munning⁴⁴, M.I.A. Munoz⁸⁰, R.H. Munzer⁷⁰, H. Murakami¹²⁹, S. Murray⁷⁴, L. Musa³⁶, J. Musinsky⁶⁶, C.J. Myers¹²⁴, J.W. Myrcha¹³⁹, B. Naik⁴⁹, R. Nair⁸⁵, B.K. Nandi⁴⁹, R. Nania^{54,11}, E. Nappi⁵³, A. Narayan⁴⁹, M.U. Naru¹⁶, A.F. Nassirpour⁸¹, H. Natal da Luz¹¹⁹, C. Nattress¹²⁷, S.R. Navarro², K. Nayak⁸⁶, R. Nayak⁴⁹, T.K. Nayak¹³⁸, S. Nazarenko¹⁰⁶, R.A. Negrao De Oliveira^{70,36}, L. Nellen⁷¹, S.V. Nesbo³⁸, G. Neskovic⁴¹, F. Ng¹²⁴, M. Nicassio¹⁰⁴, J. Niedziela^{139,36}, B.S. Nielsen⁸⁹, S. Nikolae⁸⁸, S. Nikulin⁸⁸, V. Nikulin⁹⁶, F. Noferini^{11,54}, P. Nomokonov⁷⁶, G. Nooren⁶⁴, J.C.C. Noris², J. Norman^{79,126}, A. Nyman⁸⁸, J. Nystrand²⁴, H. Oh¹⁴⁴, A. Ohlson¹⁰², J. Olińczak¹³⁹, A.C. Oliveira Da Silva¹¹⁹, M.H. Oliver¹⁴³, J. Onderwater¹⁰⁴, C. Oppedisano⁵⁹, R. Orava⁴⁵, M. Oravec¹¹⁴, A. Ortiz Velasquez⁷¹, A. Oskarsson⁸¹, J. Otwinowski¹¹⁶, K. Oyama⁸², Y. Pachmayer¹⁰², V. Pacik⁸⁹, D. Pagano¹³⁶, G. Paic⁷¹, P. Palni⁷, J. Pan¹⁴⁰, A.K. Pandey⁴⁹, S. Panebianco¹³⁴, V. Papikyan¹, P. Pareek⁵⁰, J. Park⁶¹, J.E. Parkkila¹²⁵, S. Parmar⁹⁸, A. Passfeld¹⁴¹, S.P. Pathak¹²⁴, R.N. Patra¹³⁸, B. Paul⁵⁹, H. Pei⁷, T. Peitzmann⁶⁴, X. Peng⁷, L.G. Pereira⁷², H. Pereira Da Costa¹³⁴, D. Peresunko⁸⁸, E. Perez Lezama⁷⁰, V. Peskov⁷⁰, Y. Pestov⁵, V. Petráček³⁹, M. Petrovici⁴⁸, C. Petta³⁰, R.P. Pezzi⁷², S. Piano⁶⁰, M. Pikna¹⁵, P. Pillot¹¹², L.O.D.L. Pimentel⁸⁹, O. Pinazza^{54,36}, L. Pinsky¹²⁴, S. Pisano⁵², D.B. Piyarathna¹²⁴, M. Płoskoń⁸⁰, M. Planinic⁹⁷, F. Pliquett⁷⁰, J. Pluta¹³⁹, S. Pochybova¹⁴², P.L.M. Podesta-Lerma¹¹⁸, M.G. Poghosyan⁹⁵, B. Polichtchouk⁹¹, N. Poljak⁹⁷, W. Poonsawat¹¹³, A. Pop⁴⁸, H. Poppenborg¹⁴¹, S. Porteboeuf-Houssais¹³¹, V. Pozdniakov⁷⁶, S.K. Prasad⁴, R. Preghenella⁵⁴, F. Prino⁵⁹, C.A. Pruneau¹⁴⁰, I. Pshenichnov⁶³, M. Puccio²⁸, V. Punin¹⁰⁶, J. Putschke¹⁴⁰, S. Raha⁴, S. Rajput⁹⁹, J. Rak¹²⁵, A. Rakotozafindrabe¹³⁴, L. Ramello³⁴, F. Rami¹³³, R. Raniwala¹⁰⁰, S. Raniwala¹⁰⁰, S.S. Räsänen⁴⁵, B.T. Rascanu⁷⁰, V. Ratza⁴⁴, I. Ravasenga³³, K.F. Read^{127,95}, K. Redlich^{85,iv}, A. Rehman²⁴, P. Reichelt⁷⁰, F. Reidt³⁶, X. Ren⁷, R. Renfordt⁷⁰, A. Reshetin⁶³, J.-P. Revol¹¹, K. Reygers¹⁰², V. Riabov⁹⁶, T. Richert^{64,81}, M. Richter²³, P. Riedler³⁶, W. Riegler³⁶, F. Riggi³⁰, C. Ristea⁶⁹, S.P. Rode⁵⁰, M. Rodríguez Cahuantzi², K. Røed²³, R. Rogalev⁹¹, E. Rogochaya⁷⁶, D. Rohr³⁶, D. Röhrich²⁴, P.S. Rokita¹³⁹, F. Ronchetti⁵²,

E.D. Rosas⁷¹, K. Roslon¹³⁹, P. Rosnet¹³¹, A. Rossi^{57,31}, A. Rotondi¹³⁵, F. Roukoutakis⁸⁴, C. Roy¹³³, P. Roy¹⁰⁷, O.V. Rueda⁷¹, R. Rui²⁷, B. Rumyantsev⁷⁶, A. Rustamov⁸⁷, E. Ryabinkin⁸⁸, Y. Ryabov⁹⁶, A. Rybicki¹¹⁶, S. Saarinen⁴⁵, S. Sadhu¹³⁸, S. Sadovsky⁹¹, K. Šafařík³⁶, S.K. Saha¹³⁸, B. Sahoo⁴⁹, P. Sahoo⁵⁰, R. Sahoo⁵⁰, S. Sahoo⁶⁷, P.K. Sahu⁶⁷, J. Saini¹³⁸, S. Sakai¹³⁰, M.A. Saleh¹⁴⁰, S. Sambyal⁹⁹, V. Samsonov^{96,92}, A. Sandoval⁷³, A. Sarkar⁷⁴, D. Sarkar¹³⁸, N. Sarkar¹³⁸, P. Sarma⁴³, M.H.P. Sas⁶⁴, E. Scapparone⁵⁴, F. Scarlassara³¹, B. Schaefer⁹⁵, H.S. Scheid⁷⁰, C. Schiaua⁴⁸, R. Schicker¹⁰², C. Schmidt¹⁰⁴, H.R. Schmidt¹⁰¹, M.O. Schmidt¹⁰², M. Schmidt¹⁰¹, N.V. Schmidt^{70,95}, J. Schukraft³⁶, Y. Schutz^{36,133}, K. Schwarz¹⁰⁴, K. Schweda¹⁰⁴, G. Scioli²⁹, E. Scomparin⁵⁹, M. Šefčík⁴⁰, J.E. Seger¹⁷, Y. Sekiguchi¹²⁹, D. Sekihata⁴⁶, I. Selyuzhenkov^{104,92}, K. Senosi⁷⁴, S. Senyukov¹³³, E. Serradilla⁷³, P. Sett⁴⁹, A. Sevcenco⁶⁹, A. Shabanov⁶³, A. Shabetai¹¹², R. Shahoyan³⁶, W. Shaikh¹⁰⁷, A. Shangaraev⁹¹, A. Sharma⁹⁸, A. Sharma⁹⁹, M. Sharma⁹⁹, N. Sharma⁹⁸, A.I. Sheikh¹³⁸, K. Shigaki⁴⁶, M. Shimomura⁸³, S. Shirinkin⁶⁵, Q. Shou^{110,7}, K. Shtejer²⁸, Y. Sibiriyak⁸⁸, S. Siddhanta⁵⁵, K.M. Siewlewiez³⁶, T. Siemiarz⁸⁵, D. Silvermyr⁸¹, G. Simatovic⁹⁰, G. Simonetti^{103,36}, R. Singaraju¹³⁸, R. Singh⁸⁶, R. Singh⁹⁹, V. Singhal¹³⁸, T. Sinha¹⁰⁷, B. Sitar¹⁵, M. Sitta³⁴, T.B. Skaali²³, M. Slupecki¹²⁵, N. Smirnov¹⁴³, R.J.M. Snellings⁶⁴, T.W. Snellman¹²⁵, J. Song²⁰, F. Soramel³¹, S. Sorensen¹²⁷, F. Sozzi¹⁰⁴, I. Sputowska¹¹⁶, J. Stachel¹⁰², I. Stan⁶⁹, P. Stankus⁹⁵, E. Stenlund⁸¹, D. Stocco¹¹², M.M. Storetvedt³⁸, P. Strmen¹⁵, A.A.P. Suaide¹¹⁹, T. Sugitate⁴⁶, C. Suire⁶², M. Suleymanov¹⁶, M. Suljic^{36,27}, R. Sultanov⁶⁵, M. Šumbera⁹⁴, S. Sumowidagdo⁵¹, K. Suzuki¹¹¹, S. Swain⁶⁷, A. Szabo¹⁵, I. Szarka¹⁵, U. Tabassam¹⁶, J. Takahashi¹²⁰, G.J. Tambave²⁴, N. Tanaka¹³⁰, M. Tarhini^{62,112}, M. Tariq¹⁸, M.G. Tarzila⁴⁸, A. Tauro³⁶, G. Tejada Muñoz², A. Telesca³⁶, C. Terrevoli³¹, B. Teyssier¹³², D. Thakur⁵⁰, S. Thakur¹³⁸, D. Thomas¹¹⁷, F. Thoresen⁸⁹, R. Tieulent¹³², A. Tikhonov⁶³, A.R. Timmins¹²⁴, A. Toia⁷⁰, N. Topilskaya⁶³, M. Toppi⁵², S.R. Torres¹¹⁸, S. Tripathy⁵⁰, S. Trogolo²⁸, G. Trombetta³⁵, L. Tropp⁴⁰, V. Trubnikov³, W.H. Trzaska¹²⁵, T.P. Trzcinski¹³⁹, B.A. Trzeciak⁶⁴, T. Tsuji¹²⁹, A. Tumkin¹⁰⁶, R. Turrisi⁵⁷, T.S. Tveter²³, K. Ullaland²⁴, E.N. Umaka¹²⁴, A. Uras¹³², G.L. Usai²⁶, A. Utrobicic⁹⁷, M. Vala¹¹⁴, J.W. Van Hoorne³⁶, M. van Leeuwen⁶⁴, P. Vande Vyvre³⁶, D. Varga¹⁴², A. Vargas², M. Vargyas¹²⁵, R. Varma⁴⁹, M. Vasileiou⁸⁴, A. Vasiliev⁸⁸, A. Vauthier⁷⁹, O. Vázquez Doce^{103,115}, V. Vechnin¹³⁷, A.M. Veen⁶⁴, A. Velure²⁴, E. Vercellin²⁸, S. Vergara Limón², L. Vermunt⁶⁴, R. Vernet⁸, R. Vértesi¹⁴², L. Vickovic³⁷, J. Viinikainen¹²⁵, Z. Vilakazi¹²⁸, O. Villalobos Baillie¹⁰⁸, A. Villatoro Tello², A. Vinogradov⁸⁸, T. Virgili³², V. Vislavicius⁸¹, A. Vodopyanov⁷⁶, M.A. Völkl¹⁰¹, K. Voloshin⁶⁵, S.A. Voloshin¹⁴⁰, G. Volpe³⁵, B. von Haller³⁶, I. Vorobyev^{115,103}, D. Voscek¹¹⁴, D. Vranic^{104,36}, J. Vrláková⁴⁰, B. Wagner²⁴, H. Wang⁶⁴, M. Wang⁷, Y. Watanabe^{130,129}, M. Weber¹¹¹, S.G. Weber¹⁰⁴, A. Wegrzynek³⁶, D.F. Weiser¹⁰², S.C. Wenzel³⁶, J.P. Wessels¹⁴¹, U. Westerhoff¹⁴¹, A.M. Whitehead¹²³, J. Wiechula⁷⁰, J. Wikne²³, G. Wilk⁸⁵, J. Wilkinson⁵⁴, G.A. Willems^{141,36}, M.C.S. Williams⁵⁴, E. Willsher¹⁰⁸, B. Windelband¹⁰², W.E. Witt¹²⁷, R. Xu⁷, S. Yalcin⁷⁸, K. Yamakawa⁴⁶, S. Yano⁴⁶, Z. Yin⁷, H. Yokoyama^{130,79}, I.-K. Yoo²⁰, J.H. Yoon⁶¹, V. Yurchenko³, V. Zaccolo⁵⁹, A. Zaman¹⁶, C. Zampolli³⁶, H.J.C. Zanoli¹¹⁹, N. Zardoshti¹⁰⁸, A. Zarochentsev¹³⁷, P. Závada⁶⁸, N. Zaviyalov¹⁰⁶, H. Zbroszczyk¹³⁹, M. Zhalov⁹⁶, X. Zhang⁷, Y. Zhang⁷, Z. Zhang^{131,7}, C. Zhao²³, V. Zhrebchevskii¹³⁷, N. Zhigareva⁶⁵, D. Zhou⁷, Y. Zhou⁸⁹, Z. Zhou²⁴, H. Zhu⁷, J. Zhu⁷, Y. Zhu⁷, A. Zichichi^{29,11}, M.B. Zimmermann³⁶, G. Zinovjev³, J. Zmeskal¹¹¹, S. Zou⁷,

Affiliation notes

- ⁱ Dipartimento DET del Politecnico di Torino, Turin, Italy
- ⁱⁱ M.V. Lomonosov Moscow State University, D.V. Skobeltsyn Institute of Nuclear Physics, Moscow, Russia
- ⁱⁱⁱ Department of Applied Physics, Aligarh Muslim University, Aligarh, India
- ^{iv} Institute of Theoretical Physics, University of Wrocław, Poland

Collaboration Institutes

- ¹ A.I. Alikhanyan National Science Laboratory (Yerevan Physics Institute) Foundation, Yerevan, Armenia
- ² Benemérita Universidad Autónoma de Puebla, Puebla, Mexico
- ³ Bogolyubov Institute for Theoretical Physics, National Academy of Sciences of Ukraine, Kiev, Ukraine
- ⁴ Bose Institute, Department of Physics and Centre for Astroparticle Physics and Space Science (CAPSS), Kolkata, India
- ⁵ Budker Institute for Nuclear Physics, Novosibirsk, Russia
- ⁶ California Polytechnic State University, San Luis Obispo, California, United States
- ⁷ Central China Normal University, Wuhan, China
- ⁸ Centre de Calcul de l'IN2P3, Villeurbanne, Lyon, France
- ⁹ Centro de Aplicaciones Tecnológicas y Desarrollo Nuclear (CEADEN), Havana, Cuba

- 10 Centro de Investigación y de Estudios Avanzados (CINVESTAV), Mexico City and Mérida, Mexico
- 11 Centro Fermi - Museo Storico della Fisica e Centro Studi e Ricerche “Enrico Fermi”, Rome, Italy
- 12 Chicago State University, Chicago, Illinois, United States
- 13 China Institute of Atomic Energy, Beijing, China
- 14 Chonbuk National University, Jeonju, Republic of Korea
- 15 Comenius University Bratislava, Faculty of Mathematics, Physics and Informatics, Bratislava, Slovakia
- 16 COMSATS Institute of Information Technology (CIIT), Islamabad, Pakistan
- 17 Creighton University, Omaha, Nebraska, United States
- 18 Department of Physics, Aligarh Muslim University, Aligarh, India
- 19 Department of Physics, Ohio State University, Columbus, Ohio, United States
- 20 Department of Physics, Pusan National University, Pusan, Republic of Korea
- 21 Department of Physics, Sejong University, Seoul, Republic of Korea
- 22 Department of Physics, University of California, Berkeley, California, United States
- 23 Department of Physics, University of Oslo, Oslo, Norway
- 24 Department of Physics and Technology, University of Bergen, Bergen, Norway
- 25 Dipartimento di Fisica dell’Università ‘La Sapienza’ and Sezione INFN, Rome, Italy
- 26 Dipartimento di Fisica dell’Università and Sezione INFN, Cagliari, Italy
- 27 Dipartimento di Fisica dell’Università and Sezione INFN, Trieste, Italy
- 28 Dipartimento di Fisica dell’Università and Sezione INFN, Turin, Italy
- 29 Dipartimento di Fisica e Astronomia dell’Università and Sezione INFN, Bologna, Italy
- 30 Dipartimento di Fisica e Astronomia dell’Università and Sezione INFN, Catania, Italy
- 31 Dipartimento di Fisica e Astronomia dell’Università and Sezione INFN, Padova, Italy
- 32 Dipartimento di Fisica ‘E.R. Caianiello’ dell’Università and Gruppo Collegato INFN, Salerno, Italy
- 33 Dipartimento DISAT del Politecnico and Sezione INFN, Turin, Italy
- 34 Dipartimento di Scienze e Innovazione Tecnologica dell’Università del Piemonte Orientale and INFN Sezione di Torino, Alessandria, Italy
- 35 Dipartimento Interateneo di Fisica ‘M. Merlin’ and Sezione INFN, Bari, Italy
- 36 European Organization for Nuclear Research (CERN), Geneva, Switzerland
- 37 Faculty of Electrical Engineering, Mechanical Engineering and Naval Architecture, University of Split, Split, Croatia
- 38 Faculty of Engineering and Science, Western Norway University of Applied Sciences, Bergen, Norway
- 39 Faculty of Nuclear Sciences and Physical Engineering, Czech Technical University in Prague, Prague, Czech Republic
- 40 Faculty of Science, P.J. Šafárik University, Košice, Slovakia
- 41 Frankfurt Institute for Advanced Studies, Johann Wolfgang Goethe-Universität Frankfurt, Frankfurt, Germany
- 42 Gangneung-Wonju National University, Gangneung, Republic of Korea
- 43 Gauhati University, Department of Physics, Guwahati, India
- 44 Helmholtz-Institut für Strahlen- und Kernphysik, Rheinische Friedrich-Wilhelms-Universität Bonn, Bonn, Germany
- 45 Helsinki Institute of Physics (HIP), Helsinki, Finland
- 46 Hiroshima University, Hiroshima, Japan
- 47 Hochschule Worms, Zentrum für Technologietransfer und Telekommunikation (ZTT), Worms, Germany
- 48 Horia Hulubei National Institute of Physics and Nuclear Engineering, Bucharest, Romania
- 49 Indian Institute of Technology Bombay (IIT), Mumbai, India
- 50 Indian Institute of Technology Indore, Indore, India
- 51 Indonesian Institute of Sciences, Jakarta, Indonesia
- 52 INFN, Laboratori Nazionali di Frascati, Frascati, Italy
- 53 INFN, Sezione di Bari, Bari, Italy
- 54 INFN, Sezione di Bologna, Bologna, Italy
- 55 INFN, Sezione di Cagliari, Cagliari, Italy
- 56 INFN, Sezione di Catania, Catania, Italy
- 57 INFN, Sezione di Padova, Padova, Italy
- 58 INFN, Sezione di Roma, Rome, Italy
- 59 INFN, Sezione di Torino, Turin, Italy
- 60 INFN, Sezione di Trieste, Trieste, Italy

- 61 Inha University, Incheon, Republic of Korea
- 62 Institut de Physique Nucléaire d'Orsay (IPNO), Institut National de Physique Nucléaire et de Physique des Particules (IN2P3/CNRS), Université de Paris-Sud, Université Paris-Saclay, Orsay, France
- 63 Institute for Nuclear Research, Academy of Sciences, Moscow, Russia
- 64 Institute for Subatomic Physics, Utrecht University/Nikhef, Utrecht, Netherlands
- 65 Institute for Theoretical and Experimental Physics, Moscow, Russia
- 66 Institute of Experimental Physics, Slovak Academy of Sciences, Košice, Slovakia
- 67 Institute of Physics, Bhubaneswar, India
- 68 Institute of Physics of the Czech Academy of Sciences, Prague, Czech Republic
- 69 Institute of Space Science (ISS), Bucharest, Romania
- 70 Institut für Kernphysik, Johann Wolfgang Goethe-Universität Frankfurt, Frankfurt, Germany
- 71 Instituto de Ciencias Nucleares, Universidad Nacional Autónoma de México, Mexico City, Mexico
- 72 Instituto de Física, Universidade Federal do Rio Grande do Sul (UFRGS), Porto Alegre, Brazil
- 73 Instituto de Física, Universidad Nacional Autónoma de México, Mexico City, Mexico
- 74 iThemba LABS, National Research Foundation, Somerset West, South Africa
- 75 Johann-Wolfgang-Goethe Universität Frankfurt Institut für Informatik, Fachbereich Informatik und Mathematik, Frankfurt, Germany
- 76 Joint Institute for Nuclear Research (JINR), Dubna, Russia
- 77 Korea Institute of Science and Technology Information, Daejeon, Republic of Korea
- 78 KTO Karatay University, Konya, Turkey
- 79 Laboratoire de Physique Subatomique et de Cosmologie, Université Grenoble-Alpes, CNRS-IN2P3, Grenoble, France
- 80 Lawrence Berkeley National Laboratory, Berkeley, California, United States
- 81 Lund University Department of Physics, Division of Particle Physics, Lund, Sweden
- 82 Nagasaki Institute of Applied Science, Nagasaki, Japan
- 83 Nara Women's University (NWU), Nara, Japan
- 84 National and Kapodistrian University of Athens, School of Science, Department of Physics, Athens, Greece
- 85 National Centre for Nuclear Research, Warsaw, Poland
- 86 National Institute of Science Education and Research, HBNI, Jatni, India
- 87 National Nuclear Research Center, Baku, Azerbaijan
- 88 National Research Centre Kurchatov Institute, Moscow, Russia
- 89 Niels Bohr Institute, University of Copenhagen, Copenhagen, Denmark
- 90 Nikhef, National institute for subatomic physics, Amsterdam, Netherlands
- 91 NRC Kurchatov Institute IHEP, Protvino, Russia
- 92 NRNU Moscow Engineering Physics Institute, Moscow, Russia
- 93 Nuclear Physics Group, STFC Daresbury Laboratory, Daresbury, United Kingdom
- 94 Nuclear Physics Institute of the Czech Academy of Sciences, Řež u Prahy, Czech Republic
- 95 Oak Ridge National Laboratory, Oak Ridge, Tennessee, United States
- 96 Petersburg Nuclear Physics Institute, Gatchina, Russia
- 97 Physics department, Faculty of science, University of Zagreb, Zagreb, Croatia
- 98 Physics Department, Panjab University, Chandigarh, India
- 99 Physics Department, University of Jammu, Jammu, India
- 100 Physics Department, University of Rajasthan, Jaipur, India
- 101 Physikalisches Institut, Eberhard-Karls-Universität Tübingen, Tübingen, Germany
- 102 Physikalisches Institut, Ruprecht-Karls-Universität Heidelberg, Heidelberg, Germany
- 103 Physik Department, Technische Universität München, Munich, Germany
- 104 Research Division and ExtreMe Matter Institute EMMI, GSI Helmholtzzentrum für Schwerionenforschung GmbH, Darmstadt, Germany
- 105 Rudjer Bošković Institute, Zagreb, Croatia
- 106 Russian Federal Nuclear Center (VNIIEF), Sarov, Russia
- 107 Saha Institute of Nuclear Physics, Kolkata, India
- 108 School of Physics and Astronomy, University of Birmingham, Birmingham, United Kingdom
- 109 Sección Física, Departamento de Ciencias, Pontificia Universidad Católica del Perú, Lima, Peru
- 110 Shanghai Institute of Applied Physics, Shanghai, China
- 111 Stefan Meyer Institut für Subatomare Physik (SMI), Vienna, Austria

- 112 SUBATECH, IMT Atlantique, Université de Nantes, CNRS-IN2P3, Nantes, France
- 113 Suranaree University of Technology, Nakhon Ratchasima, Thailand
- 114 Technical University of Košice, Košice, Slovakia
- 115 Technische Universität München, Excellence Cluster 'Universe', Munich, Germany
- 116 The Henryk Niewodniczanski Institute of Nuclear Physics, Polish Academy of Sciences, Cracow, Poland
- 117 The University of Texas at Austin, Austin, Texas, United States
- 118 Universidad Autónoma de Sinaloa, Culiacán, Mexico
- 119 Universidade de São Paulo (USP), São Paulo, Brazil
- 120 Universidade Estadual de Campinas (UNICAMP), Campinas, Brazil
- 121 Universidade Federal do ABC, Santo Andre, Brazil
- 122 University College of Southeast Norway, Tonsberg, Norway
- 123 University of Cape Town, Cape Town, South Africa
- 124 University of Houston, Houston, Texas, United States
- 125 University of Jyväskylä, Jyväskylä, Finland
- 126 University of Liverpool, Department of Physics Oliver Lodge Laboratory, Liverpool, United Kingdom
- 127 University of Tennessee, Knoxville, Tennessee, United States
- 128 University of the Witwatersrand, Johannesburg, South Africa
- 129 University of Tokyo, Tokyo, Japan
- 130 University of Tsukuba, Tsukuba, Japan
- 131 Université Clermont Auvergne, CNRS/IN2P3, LPC, Clermont-Ferrand, France
- 132 Université de Lyon, Université Lyon 1, CNRS/IN2P3, IPN-Lyon, Villeurbanne, Lyon, France
- 133 Université de Strasbourg, CNRS, IPHC UMR 7178, F-67000 Strasbourg, France, Strasbourg, France
- 134 Université Paris-Saclay Centre d'Études de Saclay (CEA), IRFU, Department de Physique Nucléaire (DPhN), Saclay, France
- 135 Università degli Studi di Pavia, Pavia, Italy
- 136 Università di Brescia, Brescia, Italy
- 137 V. Fock Institute for Physics, St. Petersburg State University, St. Petersburg, Russia
- 138 Variable Energy Cyclotron Centre, Kolkata, India
- 139 Warsaw University of Technology, Warsaw, Poland
- 140 Wayne State University, Detroit, Michigan, United States
- 141 Westfälische Wilhelms-Universität Münster, Institut für Kernphysik, Münster, Germany
- 142 Wigner Research Centre for Physics, Hungarian Academy of Sciences, Budapest, Hungary
- 143 Yale University, New Haven, Connecticut, United States
- 144 Yonsei University, Seoul, Republic of Korea