

CERN-EP-2019-249

30 October 2019

## Evidence of rescattering effect in Pb–Pb collisions at the LHC through production of $K^*(892)^0$ and $\phi(1020)$ mesons

ALICE Collaboration\*

### Abstract

Measurements of  $K^*(892)^0$  and  $\phi(1020)$  resonance production in Pb–Pb and pp collisions at  $\sqrt{s_{NN}} = 5.02$  TeV with the ALICE detector at the Large Hadron Collider are reported. The resonances are measured at midrapidity ( $|y| < 0.5$ ) via their hadronic decay channels and the transverse momentum ( $p_T$ ) distributions are obtained for various collision centrality classes up to  $p_T = 20$  GeV/ $c$ . The  $p_T$ -integrated yield ratio  $K^*(892)^0/K$  in Pb–Pb collisions shows significant suppression relative to pp collisions and decreases towards more central collisions. In contrast, the  $\phi(1020)/K$  ratio does not show any suppression. Furthermore, the measured  $K^*(892)^0/K$  ratio in central Pb–Pb collisions is significantly suppressed with respect to the expectations based on a thermal model calculation, while the  $\phi(1020)/K$  ratio agrees with the model prediction. These measurements are an experimental demonstration of rescattering of  $K^*(892)^0$  decay products in the hadronic phase of the collisions. The  $K^*(892)^0/K$  yield ratios in Pb–Pb and pp collisions are used to estimate the time duration between chemical and kinetic freeze-out, which is found to be  $\sim 4\text{--}7$  fm/ $c$  for central collisions. The  $p_T$ -differential ratios of  $K^*(892)^0/K$ ,  $\phi(1020)/K$ ,  $K^*(892)^0/\pi$ ,  $\phi(1020)/\pi$ ,  $p/K^*(892)^0$  and  $p/\phi(1020)$  are also presented for Pb–Pb and pp collisions at  $\sqrt{s_{NN}} = 5.02$  TeV. These ratios show that the rescattering effect is predominantly a low- $p_T$  phenomenon.

© 2019 CERN for the benefit of the ALICE Collaboration.

Reproduction of this article or parts of it is allowed as specified in the CC-BY-4.0 license.

---

\*See Appendix A for the list of collaboration members

## 1 Introduction

Several measurements in high-energy heavy-ion collisions at the Large Hadron Collider (LHC) [1–3] and the Relativistic Heavy Ion Collider (RHIC) [4–9] have shown that a strongly-coupled Quark-Gluon Plasma (QGP) is formed that subsequently hadronizes. Resonances, short lived hadrons that decay via strong interactions, play an important role in characterizing the properties of hadronic matter formed in heavy-ion collisions [10–16]. Several resonances have been observed in pp and nuclear collisions [10–19]:  $f_2(1270)$ ,  $\rho(770)^0$ ,  $\Delta(1232)^{++}$ ,  $f_0(980)$ ,  $K^*(892)^{0,\pm}$ ,  $\Sigma(1385)$ ,  $\Lambda(1520)$  and  $\phi(1020)$  with lifetimes of the order of 1.1 fm/c, 1.3 fm/c, 1.6 fm/c, 2.6 fm/c, 4.16 fm/c, 5.5 fm/c, 12.6 fm/c and 46.3 fm/c, respectively [20]. The wide range of their lifetimes (spanning from hadronization time to after the kinetic freeze-out) allows them to be good probes of the dynamics of the system formed in ultra relativistic heavy-ion collisions [21–27].

In the hadronic phase of the evolution of the system formed in heavy-ion collisions, there are two important temperatures and corresponding timescales: the chemical freeze-out, when the inelastic collisions among the constituents are expected to cease, and the later kinetic freeze-out, when all (elastic) interactions stop [28–30]. If resonances decay before kinetic freeze-out, then their decay products are subject to hadronic rescattering that alters their momentum distributions. This leads to an inability to reconstruct the parent resonance using the invariant mass technique, leading to a decrease in the measured yield relative to the primordial resonance yield, i.e. the yield at chemical freeze-out. The fraction of resonances that cannot be recovered depends on the lifetime of the hadronic phase (defined as the time between chemical and kinetic freeze-out), the hadronic interaction cross section of resonance decay products, the particle density in the medium and the resonance phase space distributions. For example, a pion from a  $K^*(892)^0$  meson decay could scatter with another pion in the medium as  $\pi^-\pi^+ \rightarrow \rho^0 \rightarrow \pi^-\pi^+$ . At the same time, after the chemical freeze-out, pseudoelastic interactions could regenerate resonances in the medium, leading to an enhancement of their yields. For example, interactions like  $\pi K \rightarrow K^*(892)^0 \rightarrow \pi K$  and  $K^-K^+ \rightarrow \phi(1020) \rightarrow K^-K^+$  could happen until kinetic freeze-out. Hence, resonances are probes of the rescattering and regeneration processes during the evolution of the fireball from chemical to kinetic freeze-out. Indeed, transport-based model calculations show that both rescattering and regeneration processes affect the final resonance yields [31, 32]. Thermal statistical models, which have successfully explained a host of particle yields in heavy-ion collisions across a wide range of center-of-mass energies [33–36], are able to explain the measured resonance yields only after including rescattering effects [37, 38].

In this paper, the measurement of the production of  $K^*(892)^0$  and  $\phi(1020)$  vector mesons at midrapidity in Pb–Pb and pp collisions at  $\sqrt{s_{\text{NN}}} = 5.02$  TeV is presented. Although both vector mesons have similar masses, their lifetime differs by a factor of larger than 10. This aspect is exploited to establish the dominance of rescattering in central Pb–Pb collisions at the LHC. The kaon and pion daughters of the short-lived  $K^*(892)^0 \rightarrow K\pi$  rescatter with other hadrons in the medium. The magnitude of the effect is mainly determined by the pion-pion interaction cross section [39], which is measured to be significantly larger (factor 5) than the total kaon-pion interaction cross section [40]. The latter determines the magnitude of the regeneration effect [41]. Thus with rescattering dominating over regeneration, the observable  $K^*(892)^0$  yields should decrease compared to the primordial yields, and therefore, a suppression of the  $K^*(892)^0/K$  yield ratio is expected in heavy-ion collisions relative to pp collisions. Furthermore, this ratio is expected to decrease with increase in system size, which is determined by the collision centrality (maximum for central collisions). In contrast, because of a larger lifetime compared to that of the hadronic phase, the  $\phi(1020)$  meson yields are not expected to be affected by rescattering [14, 32]. The  $\phi(1020)$  mesons are also expected not to be affected by the regeneration due to significantly lower KK cross section compared to  $K\pi$  and  $\pi\pi$  cross sections [39, 40]. Hence the independence of the  $\phi(1020)/K$  yield ratio of the system size will act as a baseline for corresponding  $K^*(892)^0/K$  measurements, thereby supporting the presence of the rescattering effect in heavy-ion collisions. The lower  $K^*(892)^0/K$  yield

ratio in Pb–Pb collisions compared to pp at the same  $\sqrt{s_{\text{NN}}}$  can then be used to estimate the time span between chemical and kinetic freeze-out in heavy-ion collisions. Furthermore, due to the scattering of the decay products, the low- $p_{\text{T}}$   $K^*(892)^0$  are less likely to escape the hadronic medium before decaying, compared to high- $p_{\text{T}}$   $K^*(892)^0$  [32]. This could alter the  $K^*(892)^0$   $p_{\text{T}}$  spectra in Pb–Pb collisions compared to pp, while no such effect is expected for  $\phi$  mesons. Therefore, studying  $p_{\text{T}}$ -differential ratios of  $K^*(892)^0$  and  $\phi(1020)$  mesons with respect to other non-strange ( $\pi$ ) and strange (K) mesons, and baryons (p) in Pb–Pb and pp collisions will help to establish the  $p_{\text{T}}$  dependence of rescattering effects and disentangle them from other physics processes. In addition, the measurements at  $\sqrt{s_{\text{NN}}} = 5.02$  TeV are compared to results from Pb–Pb collisions at  $\sqrt{s_{\text{NN}}} = 2.76$  TeV [14, 42]. Since production of particles and antiparticles is equal at midrapidity at LHC energies, the average of the yields of  $K^*(892)^0$  and  $\bar{K}^*(892)^0$  is presented in this paper and is denoted by the symbol  $K^{*0}$  unless specified otherwise. The  $\phi(1020)$  is denoted by the symbol  $\phi$ .

The paper is organized as follows: In section 2, the detectors used in the analysis are briefly described. In section 3, the dataset, the analysis techniques, the procedure for extraction of the yields of  $K^{*0}$  and  $\phi$  mesons and the study of the systematic uncertainties are presented. In section 4, the yields obtained by invariant mass reconstruction of  $K^{*0}$  and  $\phi$  mesons as a function of transverse momentum in Pb–Pb and pp collisions at  $\sqrt{s_{\text{NN}}} = 5.02$  TeV, the  $p_{\text{T}}$ -integrated ratios of  $K^{*0}$  and  $\phi$  relative to charged kaons, and  $p_{\text{T}}$ -differential ratios relative to charged  $\pi$ , K and protons are reported. Finally, in section 5 the findings are summarized.

## 2 Experimental apparatus

The measurements of  $K^{*0}$  and  $\phi$  meson production in pp and Pb–Pb collisions have been performed using the data collected by the ALICE detector in the year 2015. The details of the ALICE detector can be found in Ref. [43–45]. So we briefly focus on the following main detectors used for this analysis. The forward V0 detector, a scintillator detector with a timing resolution less than 1 ns, is used for centrality selection, triggering and beam-induced background rejection. The V0 consists of two sub-detectors, V0A and V0C, placed at asymmetric positions, one on each side of the interaction point with full azimuthal acceptance and cover the pseudorapidity ranges  $2.8 < \eta < 5.1$  and  $-3.7 < \eta < -1.7$ , respectively. The centrality classes in Pb–Pb collisions are determined from the sum of the measured signal amplitudes in V0A and V0C, as discussed in Ref. [46, 47]. The collision time information is provided by T0 which consist of two arrays of Cherenkov counters T0A and T0C, positioned on both sides of the interaction point [48]. The Zero Degree Calorimeter (ZDC) consists of two tungsten-neutron and two brass-quartz proton calorimeter placed at a distance of 113 m on both side of the interaction point. It is used to reject the background events and to measure the spectator nucleons.

In the central barrel, the Inner Tracking System (ITS) and the Time Projection Chamber (TPC) are used for charged-particle tracking and primary collision vertex reconstruction. The ITS consists of three sub-detectors of two layers each, covering a central pseudorapidity range  $|\eta| < 0.9$ : Silicon Pixel Detector (SPD), Silicon Drift Detector (SDD) and Silicon Strip Detector (SSD). The TPC is the main charged particle tracking detector, and has full azimuthal coverage in the pseudorapidity range  $|\eta| < 0.9$ . Along with track reconstruction, it also provides a measurement of the momentum and excellent particle identification (PID). The TPC provides the measured specific energy loss ( $dE/dx$ ) to identify the particles, especially in low momentum range ( $p < 1$  GeV/c) where the  $dE/dx$  of particles are well separated. To extend the particle identification to higher  $p_{\text{T}}$ , the Time of Flight (TOF) detector is used in addition to the TPC information. The TOF is based on the Multigap Resistive Plate Chamber (MRPC) technology and measures the arrival times of particles with a resolution of the order of 80 ps. It covers a pseudorapidity range  $|\eta| < 0.9$  and provides excellent PID capabilities in the intermediate  $p_{\text{T}}$  range by exploiting the time-of-flight information.

### 3 Data sample and analysis details

The pp data were collected using a minimum bias (MB) trigger. The logic for MB trigger requires at least one hit in V0A or V0C and one hit in the central barrel detector SPD in coincidence with the LHC bunch crossing [49, 50]. In pp collisions, a criterion based on the offline reconstruction of multiple primary vertices in the SPD [45] is applied to reduce the pileup, which is caused by multiple interactions in the same bunch crossing. The rejected pileup events are less than 1% of the total events. The Pb–Pb data were also collected using a MB trigger with a logic that requires a coincidence of signals in V0A and V0C. The MB-triggered events are analyzed if they have a reconstructed collision vertex whose position along the beam axis ( $V_z$ ,  $z$  is the longitudinal direction) is within 10 cm from the nominal interaction point in both pp and Pb–Pb collisions. Background events are rejected using the timing information from the Zero Degree Calorimeters (ZDCs) and V0 detectors.

The Pb–Pb analysis is performed in 8 centrality classes defined in Ref. [46]: 0–10%, 10–20%, 20–30%, 30–40%, 40–50%, 50–60%, 60–70% and 70–80%. The 0–10% class corresponds to the most central Pb–Pb collisions, with small impact parameter, while the 70–80% class corresponds to peripheral Pb–Pb collisions, with large impact parameter. The total number of events that are analyzed after passing the event selection criteria are  $\sim 110$  million for pp and  $\sim 30$  million for Pb–Pb collisions. Charged tracks are selected for analysis based on track selection criteria that ensure good track quality, as done in previous work [42]. In particular, a track in the TPC is requested to have a minimum of 70 crossed rows (horizontal segments along the transverse readout plane of the TPC) out of a maximum possible 159 [51]. A  $p_T$ -dependent selection criterion on the distance of closest approach to the collision vertex in the transverse ( $xy$ ) plane ( $DCA_{xy}$ ) and along the longitudinal direction ( $DCA_z$ ) is used to reduce the contamination from secondary charged particles coming from weakly decaying hadrons. In addition to these selection criteria, tracks are required to have  $p_T > 0.15$  GeV/ $c$  in both pp and Pb–Pb collisions. Charged particles are accepted in the pseudorapidity range  $|\eta| < 0.8$ , which ensures a uniform acceptance.

The particle identification exploits both the TPC and the TOF. For  $K^{*0}$  and  $\phi$  reconstruction in Pb–Pb collisions, charged particles are identified as pion or kaon if the mean specific energy loss ( $\langle dE/dx \rangle$ ) measured by the TPC falls within two standard deviations ( $2\sigma_{\text{TPC}}$ ) from the expected  $dE/dx$  values for  $\pi$  or K over the entire momentum range. If the TOF information is available for the track, in addition to the TPC, a TOF-based selection criterion  $3\sigma_{\text{TOF}}$  is applied over the measured momentum range, where  $\sigma_{\text{TOF}}$  is the standard deviation from the expected time-of-flight for a given species. These requirements help in reducing the background under the signal peak over a large momentum range and provide a better separation between signal and background with respect to TPC PID only. For  $K^{*0}$  reconstruction in pp collisions, the same PID selection criteria are applied to identify pion and kaon candidates as are used in Pb–Pb collisions. For the  $\phi$  reconstruction in pp collisions, the kaon candidates are identified using a  $6\sigma_{\text{TPC}}$ ,  $4\sigma_{\text{TPC}}$  and  $2\sigma_{\text{TPC}}$  selection on the measured  $dE/dx$  distributions in the momentum ranges  $p < 0.3$  GeV/ $c$ ,  $0.3 < p < 0.4$  GeV/ $c$  and  $p > 0.4$  GeV/ $c$ , respectively. On top of this, the TOF-based selection criterion of  $3\sigma_{\text{TOF}}$  is applied over the entire measured momentum range in pp collisions if the TOF information is available.

#### 3.1 Yield extraction, corrections and normalization

The  $K^{*0}$  and  $\phi$  resonances are reconstructed by calculating the invariant mass of their decay products through the hadronic decay channels  $K^{*0}(\bar{K}^{*0}) \rightarrow K^+\pi^-(K^-\pi^+)$  (Branching Ratio, BR =  $66.666 \pm 0.006\%$  [20]) and  $\phi \rightarrow K^+K^-$  (BR =  $49.2 \pm 0.5\%$  [20]), respectively. Oppositely charged K and  $\pi$  (or K) from the same event are paired to reconstruct the invariant mass distributions of  $K^{*0}(\phi)$ . The  $K\pi$  and  $KK$  pairs are selected in the rapidity range  $|y| < 0.5$  in both pp and Pb–Pb collisions. The invariant mass distribution exhibits a signal peak and a large combinatorial background resulting from the uncorrelated  $K\pi$  ( $KK$ ) pairs. The combinatorial background is estimated using a mixed-event technique in both collision systems. The mixed-event background is constructed by combining kaons from one

event with the oppositely charged  $\pi(K)$  from different events for  $K^{*0}(\phi)$ . The events which are mixed are required to have similar characteristics. In Pb–Pb, two events are mixed if they belong to the same centrality class and the difference between the collision vertex position is  $|\Delta V_z| < 1$  cm. In pp collisions, two events are mixed with a condition of  $|\Delta V_z| < 1$  cm and a difference in charged-particle density at midrapidity ( $|\Delta y| < 0.5$ ) of less than 5. To minimize the statistical fluctuations in the background distribution, each event is mixed with five other ones. The invariant mass distribution from the mixed-event is normalized to the same-event oppositely-charged pair distribution in the mass region 1.1–1.3 (resp. 1.04–1.06) GeV/ $c^2$  for  $K^{*0}$ (resp.  $\phi$ ), which is away from the mass peak ( $6\Gamma$  for  $K^{*0}$  and  $7\Gamma$  for  $\phi$ ,  $\Gamma$  is the width of the resonance). After the combinatorial background subtraction, the signal peak is observed on top of a residual background. The latter is due to the correlated  $K\pi$  or  $KK$  pairs that originate from jets and from the misidentification of particles. It is shown in Ref. [42] that the residual background has a smooth dependence on mass and the shape of the background is well described by a second order polynomial [14, 42]. The invariant mass distributions after mixed-event background subtraction are fitted with a Breit-Wigner (resp. Voigtian) function for the signal peak of  $K^{*0}$ (resp.  $\phi$ ) plus a second order polynomial for the residual background [42]. The Voigtian function is a convolution of a Breit-Wigner distribution and a Gaussian, where the width  $\sigma$  of the Gaussian accounts for the mass resolution. The latter is  $p_T$ -dependent and varies between 1 and 2 MeV/ $c^2$ . The raw yields are measured as a function of  $p_T$  for  $K^{*0}$  and  $\phi$  in pp collisions and in various centrality classes in Pb–Pb collisions. A detailed description of the yield extraction procedure is given in Ref. [42].

The measured yields are affected by the detector acceptance and reconstruction efficiency ( $A \times \epsilon_{\text{rec}}$ ). This is estimated by means of dedicated Monte Carlo simulations using the PYTHIA (PYTHIA 6 Perugia 2011 tune and PYTHIA 8 Monash 2013 tune) [52, 53] and HIJING [54] event generators for pp and Pb–Pb collisions, respectively. The generated particles are then propagated through the detector material using GEANT3 [55]. The  $A \times \epsilon_{\text{rec}}$  is calculated as a function of  $p_T$  and is defined as the ratio of the reconstructed  $K^{*0}(\phi)$  to the generated  $K^{*0}(\phi)$ , both within  $|y| < 0.5$ . For the reconstruction of resonances, the same track and PID selection criteria are applied to the simulations as used in the analysis of the measured data. The  $A \times \epsilon_{\text{rec}}$  is calculated for  $K^{*0}(\phi)$  that decay through the hadronic channel  $K^\pm \pi^\mp$  ( $K^+ K^-$ ), hence it does not include the correction for BR. In Pb–Pb collisions, the  $A \times \epsilon_{\text{rec}}$  has a weak centrality dependence and the raw yields are corrected using the  $A \times \epsilon_{\text{rec}}$  of the respective centrality class.

The procedure to correct the raw yields is given by

$$\frac{1}{N_{\text{event}}} \frac{d^2 N}{dy dp_T} = \frac{1}{N_{\text{event}}^{\text{acc}}} \frac{N^{\text{raw}}}{dy dp_T} \frac{\epsilon_{\text{trig}} \cdot \epsilon_{\text{vert}} \cdot \epsilon_{\text{sig}}}{(A \times \epsilon_{\text{rec}}) \cdot \text{BR}}. \quad (1)$$

The raw yields are normalized to the number of accepted events ( $N_{\text{event}}^{\text{acc}}$ ) and corrected for  $A \times \epsilon_{\text{rec}}$ , trigger efficiency ( $\epsilon_{\text{trig}}$ ), vertex reconstruction efficiency ( $\epsilon_{\text{vert}}$ ), signal loss ( $\epsilon_{\text{sig}}$ ) and the BR of the decay channel. The yields in pp are normalized to the number of inelastic collisions with a trigger efficiency correction,  $\epsilon_{\text{trig}} = 0.757 \pm 0.019$  [56]. The vertex reconstruction efficiency in pp collisions is found to be  $\epsilon_{\text{vert}} = 0.958$ . The signal loss correction factor  $\epsilon_{\text{sig}}$  is determined based on MC simulations as a function of  $p_T$  and accounts for the resonance signal lost due to trigger inefficiencies. The  $\epsilon_{\text{sig}}(p_T)$  correction is only significant for  $p_T < 2.5$  GeV/ $c$  and has a value of less than 5% both for  $K^{*0}$  and  $\phi$  in pp collisions. In Pb–Pb collisions, the yields of  $K^{*0}$  and  $\phi$  in a given centrality class are normalized by the number of events in the respective VOM (sum of VOA and VOC amplitude) event centrality class. The correction factors  $\epsilon_{\text{trig}}$ ,  $\epsilon_{\text{vert}}$  and  $\epsilon_{\text{sig}}(p_T)$  are compatible with unity in the reported centrality classes in Pb–Pb collisions and hence are not used.

### 3.2 Systematic uncertainties

The systematic uncertainties in the measurement of  $K^{*0}$  and  $\phi$  yields in pp and Pb–Pb collisions are summarized in Tab. 1. The sources of systematic uncertainties are related to the yield extraction method, PID and track selection criteria, global tracking efficiency, the knowledge of the ALICE material budget



Table 1: Systematic uncertainties in the measurement of  $K^{*0}$  and  $\phi$  yields in pp and Pb–Pb collisions at  $\sqrt{s_{\text{NN}}} = 5.02$  TeV. These uncertainties are shown for three transverse momentum values, low, mid and high  $p_{\text{T}}$ . For Pb–Pb collisions all the systematic uncertainties except yield extraction are common in various centrality classes and the values given in the table are averaged over all centrality classes.

Systematic variation	Pb–Pb						pp					
	$K^{*0}$			$\phi$			$K^{*0}$			$\phi$		
	$p_{\text{T}}$ (GeV/ $c$ )			$p_{\text{T}}$ (GeV/ $c$ )			$p_{\text{T}}$ (GeV/ $c$ )			$p_{\text{T}}$ (GeV/ $c$ )		
	0.6	4.5	18	0.5	4.25	18	0.1	4.25	18	0.5	4.25	18
Yield extraction (%)	7.3	7.5	10.1	4.4	1.9	4.9	11.8	7.9	8.2	2.4	3.5	3.5
Track selection (%)	2.7	1.4	3.0	3.0	1.3	1.0	1.4	1.0	1.9	4.0	2.0	5.5
Particle identification (%)	5.4	3.0	5.0	1.0	1.5	2.4	2.1	3.2	6.9	0.3	1.7	6.5
Global tracking efficiency (%)	4.7	7.4	4.0	4.7	8.2	3.1	2.0	3.1	3.4	2.0	3.2	2.4
Material budget (%)	1.4	0	0	5.7	0	0	3.4	0	0	5.7	0	0
Hadronic Interaction (%)	2.4	0	0	1.3	0	0	2.8	0	0	1.3	0	0
Total (%)	10.9	11.0	12.3	9.2	8.6	6.4	13.0	9.1	11.4	7.7	5.4	9.5

and of the interaction cross section of hadrons in the detector material. The uncertainties are reported for three transverse momentum values, low, mid and high  $p_{\text{T}}$ . For Pb–Pb collisions all the systematic uncertainties except the one related to the yield extraction are common in the various centrality classes and the values given in the table are averaged over all centralities. The yield extraction method includes the uncertainties due to variations of the fitting range, the choice of combinatorial background estimation technique, normalization range and residual background shape. The uncertainties due to yield extraction are estimated to be 7.9–11.8% for  $K^{*0}$  (resp. 2.4–3.5% for the  $\phi$ ) in pp and 7.3–10.1% (resp. 1.9–4.9%) in Pb–Pb collisions. The PID systematic uncertainties varies between 2.1–6.9% (0.3–6.5%) for  $K^{*0}$  ( $\phi$ ) in pp and Pb–Pb collisions. The contribution to the uncertainty from the global tracking efficiency is calculated from the corresponding values for single charged particles [51] and results in a 2.0–8.2% uncertainty by combining the two charged tracks used in the invariant mass reconstruction of  $K^{*0}$  and  $\phi$ . The contribution from variation of the track selection criteria is 1.0–5.5%. The systematic uncertainties due to the hadronic interaction cross section are estimated to be less than 2.8% and contribute only at low  $p_{\text{T}}$  ( $< 2$  GeV/ $c$ ). The uncertainties in the description of the material budget of ALICE detector subsystems in GEANT3 (see Ref. [57] for details) give a contribution lower than 5.7% on the yields of  $K^{*0}$  and  $\phi$  in pp and Pb–Pb collisions. The material budget uncertainty is significant only at  $p_{\text{T}} < 2$  GeV/ $c$  and negligible at higher  $p_{\text{T}}$ . The total  $p_{\text{T}}$ -dependent systematic uncertainties on the  $K^{*0}$ ( $\phi$ ) yields are estimated to be 9.1–13.0% (5.4–9.5%) in pp collisions and 10.9–12.3% (6.4–9.2%) in Pb–Pb collisions. The common systematic uncertainties for different particles (global tracking efficiency, material budget and hadronic interaction) are cancelled out in calculating particle yield ratios like  $K^{*0}/K$  and  $\phi/K$ .

## 4 Results and discussion

### 4.1 Transverse momentum spectra in pp and Pb–Pb collisions

The  $p_{\text{T}}$  distributions of the  $K^{*0}$  and  $\phi$  mesons for  $|y| < 0.5$ , normalized to the number of events and corrected for efficiency, acceptance and branching ratio of the decay channel, are shown in Fig. 1. The results for Pb–Pb collisions are presented for eight different centrality classes (0–10% up to 70–80% in 10% wide centrality intervals) together with the results from inelastic pp collisions at the same energy.

The  $p_{\text{T}}$ -integrated particle yields have been extracted using the procedure described in Ref. [14, 42]. The  $p_{\text{T}}$  distributions are fitted with a Lévy-Tsallis function [58, 59] in pp and a Boltzmann-Gibbs blast-wave function [60] in Pb–Pb collisions. The yields have been extracted from the data in the measured  $p_{\text{T}}$  region and the fit functions have been used to extrapolate into the unmeasured (low and high  $p_{\text{T}}$ ) region. The low- $p_{\text{T}}$  extrapolation covers  $p_{\text{T}} < 0.4$  GeV/ $c$  for  $K^{*0}$ ( $\phi$ ) and accounts for 8.6% (7.2%) and 12.5%

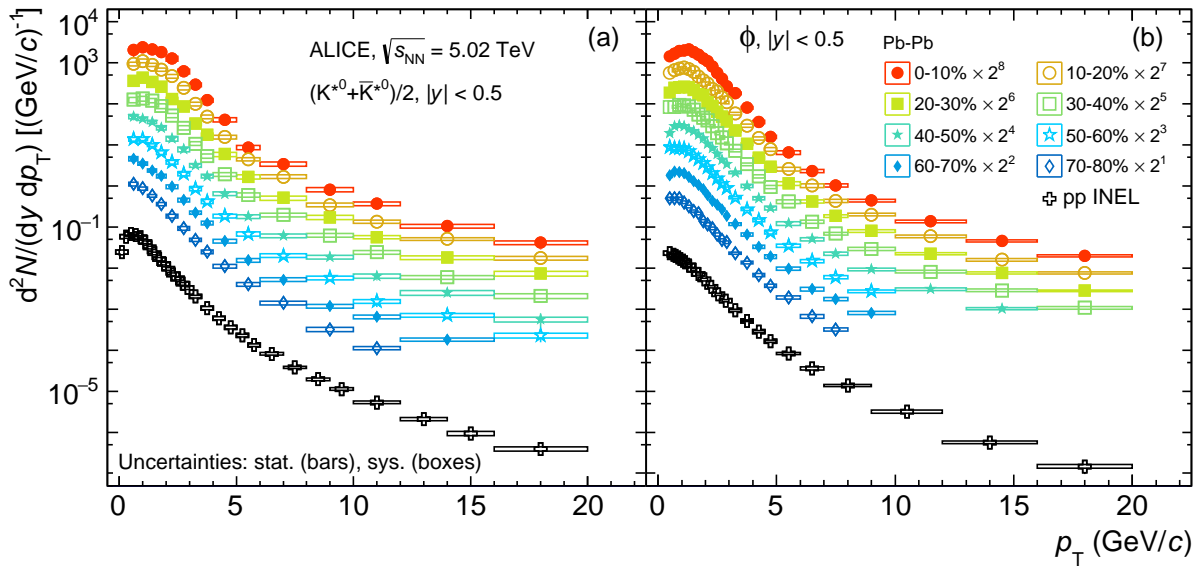


Figure 1: (Color online) Invariant yields of (a)  $K^{*0}$  and (b)  $\phi$  mesons in pp collisions and various centrality classes in Pb–Pb collisions at  $\sqrt{s_{NN}} = 5.02$  TeV. The values are plotted at the center of each bin. The statistical and systematic uncertainties are shown as bars and boxes, respectively.

(12.7%) of the total yield in the 0–10% and 70–80% centrality classes in Pb–Pb collisions, respectively. In pp collisions, the  $K^{*0}$  is measured in the range  $0 < p_T < 20$  GeV/c. For the  $\phi$  meson, the low- $p_T$  extrapolation covers  $p_T < 0.4$  GeV/c, accounting for 15.7% of the total yield. The extrapolated fraction of the yield is negligible for  $p_T > 20$  GeV/c.

## 4.2 Particle ratios

Figure 2 shows the  $K^{*0}/K$  and  $\phi/K$  ratios as a function of  $\langle dN_{ch}/d\eta \rangle^{1/3}$  [46, 47, 51] for Pb–Pb collisions at  $\sqrt{s_{NN}} = 2.76$  [14, 42] and 5.02 TeV, p–Pb collisions at  $\sqrt{s_{NN}} = 5.02$  TeV [17] and pp collisions at  $\sqrt{s} = 5.02$  TeV. The kaon yields in Pb–Pb at  $\sqrt{s_{NN}} = 5.02$  TeV are from Ref. [51]. The  $\langle dN_{ch}/d\eta \rangle^{1/3}$  measured at midrapidity, is used here as a proxy for the system size. This is supported by the observation of the linear increase in the HBT radii with  $\langle dN_{ch}/d\eta \rangle^{1/3}$  [61, 62]. The  $K^{*0}/K$  ratio decreases for rising  $\langle dN_{ch}/d\eta \rangle^{1/3}$  while the  $\phi/K$  ratio is almost independent of  $\langle dN_{ch}/d\eta \rangle^{1/3}$ . The ratios exhibit a smooth trend across the different collision systems and collision energies studied. The  $K^{*0}/K$  and  $\phi/K$  ratios in Pb–Pb collisions at  $\sqrt{s_{NN}} = 2.76$  and 5.02 TeV are in agreement within uncertainties.

The resonance yields are modified during the hadronic phase by rescattering (which would reduce the measured yields) and regeneration (which would increase the measured yields). The observed dependence of the  $K^{*0}/K$  ratio on the charged-particle multiplicity is consistent with the behavior that would be expected if rescattering is the cause of the suppression. The fact that the  $\phi/K$  ratio does not exhibit suppression with charged-particle multiplicity suggests that the  $\phi$ , which has a lifetime an order of magnitude larger than that of the  $K^{*0}$ , decays predominantly outside the hadronic medium. Theoretical estimates suggest that about 55% of the  $K^{*0}$  mesons with momentum  $p = 1$  GeV/c, decay within 5 fm/c of production (a typical estimate for the time between chemical and kinetic freeze-out in heavy-ion collisions [22, 32, 63]), while only 7% of  $\phi$  mesons with  $p = 1$  GeV/c decay within that time. This supports the hypothesis that the experimentally observed decrease of the  $K^{*0}/K$  ratio with charged-particle multiplicity is caused by rescattering. A similar suppression has also been observed for  $\rho^0/\pi$  [15] and  $\Lambda^*/\Lambda$  [13] in central Pb–Pb collisions relative to peripheral Pb–Pb and pp collisions at  $\sqrt{s_{NN}} = 2.76$  TeV. In addition, the  $K^{*0}/K$  ratio from thermal model calculations without rescattering

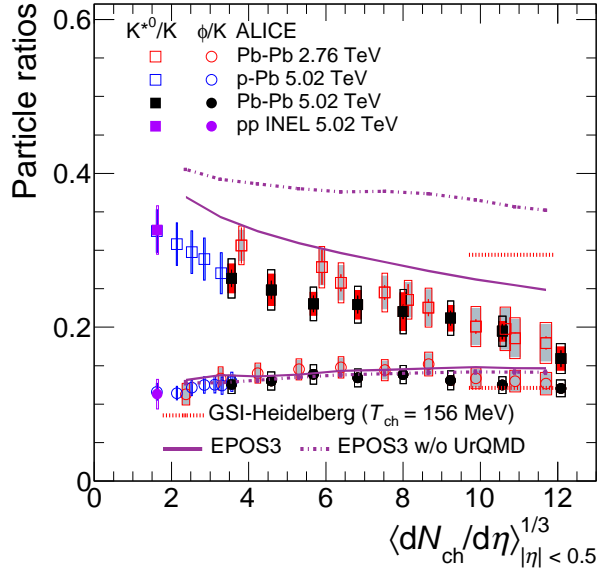


Figure 2: (Color online)  $p_T$ -integrated particle yield ratios  $K^{*0}/K^-$  and  $\phi/K^-$  as a function of  $\langle dN_{ch}/d\eta \rangle^{1/3}$  measured at midrapidity in pp, p–Pb and Pb–Pb collisions at  $\sqrt{s_{NN}} = 5.02$  TeV. For Pb–Pb collisions at  $\sqrt{s_{NN}} = 2.76$  TeV, the  $\phi/K^-$  values are taken from Ref. [14] and the  $K^{*0}/K^-$  values are taken from Ref. [42]. The ratios for p–Pb collisions are taken from Ref. [17]. Statistical uncertainties (bars) are shown together with total (hollow boxes) and charged-particle multiplicity-uncorrelated (shaded boxes) systematic uncertainties. Thermal model calculations with chemical freeze-out temperature  $T_{ch} = 156$  MeV for the most central Pb–Pb collisions [34, 64] are also shown. EPOS3 model predictions [32] of  $K^{*0}/K^-$  and  $\phi/K^-$  ratios in Pb–Pb collisions are also shown as violet lines.

effects and with chemical freeze-out temperature  $T_{ch} = 156$  MeV for the most central Pb–Pb collisions [34, 64] is found to be higher than the corresponding measurements, while the measured  $\phi/K^-$  ratio agrees with the thermal model predictions. The  $K^{*0}/K^-$  and  $\phi/K^-$  ratios in Pb–Pb collisions are also compared to EPOS3 model calculations with and without a hadronic cascade phase modeled by UrQMD [32]. The EPOS3 model predictions shown in the figure are for Pb–Pb collisions at  $\sqrt{s_{NN}} = 2.76$  TeV but no significant qualitative differences are expected between the two energies. The EPOS3 generator with UrQMD reproduces the observed trend of the  $K^{*0}/K^-$  and  $\phi/K^-$  ratios which further supports the experimental data.

The fact that  $K^{*0}/K^-$  decreases with increasing  $\langle dN_{ch}/d\eta \rangle^{1/3}$  implies that rescattering of the decay products of  $K^{*0}$  in the hadronic phase is dominant over  $K^{*0}$  regeneration. This suggests that  $K^{*0} \leftrightarrow K\pi$  is not in balance. Hence in Pb–Pb the  $K^{*0}/K^-$  ratio can be used to get an estimate of the time between chemical and kinetic freeze-out,  $\tau$ , as,  $[K^{*0}/K^-]_{kinetic} = [K^{*0}/K^-]_{chemical} \times e^{-\tau/\tau_{K^{*0}}}$ , where  $\tau_{K^{*0}}$  is the  $K^{*0}$  lifetime. Here,  $\tau_{K^{*0}}$  is taken as 4.16 fm/c ignoring any medium modification of the width of the invariant mass distribution of  $K^{*0}$ . Furthermore, it is assumed that  $[K^{*0}/K^-]_{chemical}$  is given by the values measured in pp collisions and the Pb–Pb collision data provides an estimate for  $[K^{*0}/K^-]_{kinetic}$ . This is equivalent to assuming that all  $K^{*0}$ s that decay before kinetic freeze-out are lost due to rescattering effects and there is no regeneration effect between kinetic and chemical freeze-out which is supported by AMPT simulations [31]. All the assumptions listed above lead to an estimate of  $\tau$  as a lower limit for the time span between chemical and kinetic freeze-outs. A decrease in the  $K^{*0}/K^-$  ratio with increasing multiplicity has previously also been observed in p–Pb collisions at  $\sqrt{s_{NN}} = 5.02$  TeV [17]. This might indicate the presence of rescattering effect in high multiplicity p–Pb collisions and is suggestive of a finite lifetime of the hadronic phase. For comparison we have also estimated the hadronic phase lifetime in p–Pb data. Figure 3 shows the results for  $\tau$  boosted by a Lorentz factor ( $\sim 1.65$  for p–Pb collisions and 1.75 for Pb–Pb collision) as a function of  $\langle dN_{ch}/d\eta \rangle^{1/3}$ . Neglecting higher order terms, the Lorentz



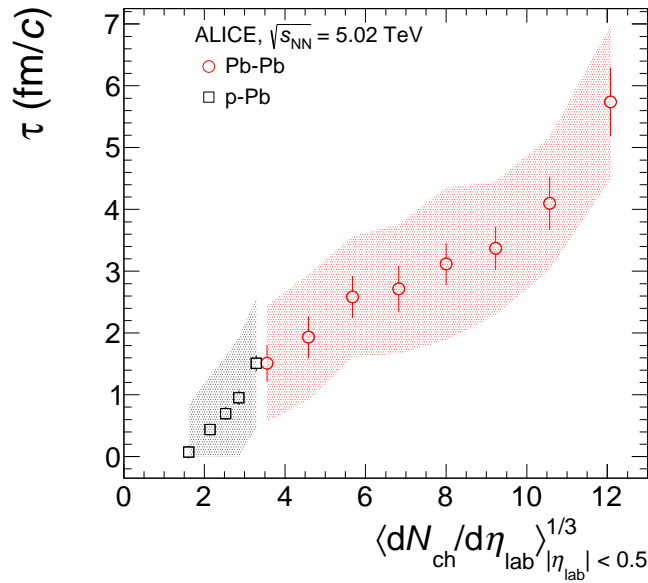


Figure 3: (Color online) Lower limit on the hadronic phase lifetime between chemical and kinetic freeze-out as a function of  $\langle dN_{\text{ch}}/d\eta \rangle^{1/3}$  in p–Pb [17] and Pb–Pb collisions at  $\sqrt{s_{\text{NN}}} = 5.02$  TeV. The bars and bands represent the statistical and systematic uncertainties, respectively, propagated to the lifetime from the uncertainties associated with the measured  $K^{*0}/K$  ratios in Pb–Pb (p–Pb) and pp collisions at  $\sqrt{s_{\text{NN}}} = 5.02$  TeV.

factor is estimated as  $\sqrt{1 + (\langle p_T \rangle / mc)^2}$ . Here  $m$  is the rest mass of the resonance and  $\langle p_T \rangle$  is used as an approximation for  $p$  for the measurements at midrapidity. The time interval between chemical and kinetic freeze-out increases with the system size as expected. For central Pb–Pb collisions at  $\sqrt{s_{\text{NN}}} = 5.02$  TeV, the lower limit of time between chemical and kinetic freeze-out is about 4–7 fm/c. This is of the same order of magnitude as the  $K^{*0}$  lifetime, but about an order of magnitude shorter than the  $\phi$  lifetime. A smooth increase of  $\tau$  with system size from p–Pb to Pb–Pb collisions is observed. The EPOS3 generator with UrQMD reproduces the increasing trend of  $\tau$  with multiplicity qualitatively [32]. If a constant chemical freeze-out temperature is assumed, then the increase of  $\tau$  with multiplicity in Pb–Pb collisions corresponds to a decrease of the kinetic freeze-out temperature. This is in qualitative agreement with results from blast-wave fits to identified particle  $p_T$  distributions [51], which are interpreted as decrease in the kinetic freeze-out temperature from peripheral to central collisions.

Further, to quantify the  $p_T$ -dependence of the rescattering effect observed in Pb–Pb collisions, a set of  $p_T$ -differential yield ratios was studied:  $K^{*0}/K$ ,  $\phi/K$ ,  $K^{*0}/\pi$ ,  $\phi/\pi$ ,  $p/K^{*0}$  and  $p/\phi$  as shown in Figs. 4, 5 and 6. The choice of the ratios is motivated by the following reasons: (a) the ratio of resonance yield relative to those of kaons and pions can shed light on the shapes of the  $p_T$  distributions of mesons with different mass and quark content, and (b) the ratios with respect to proton allows for the comparison among hadrons of similar mass, but different baryon number and quark content. For case (a), ratios in 0–10%, 70–80% Pb–Pb collisions and pp collisions at  $\sqrt{s_{\text{NN}}} = 5.02$  TeV are compared. For case (b), ratios in 0–10% Pb–Pb collisions and pp collisions at  $\sqrt{s_{\text{NN}}} = 5.02$  TeV are compared with 0–5% in Pb–Pb collisions at  $\sqrt{s_{\text{NN}}} = 2.76$  TeV. The ratios for 70–80% in Pb–Pb collisions are closer to the corresponding results in pp collisions. Noticeably, there are distinct differences between central and peripheral (pp) collisions in the ratios for  $p_T$  below  $\sim 2$  GeV/c and intermediate  $p_T$  (between 2 and 6 GeV/c) but the ratios are consistent at higher  $p_T$  [42].

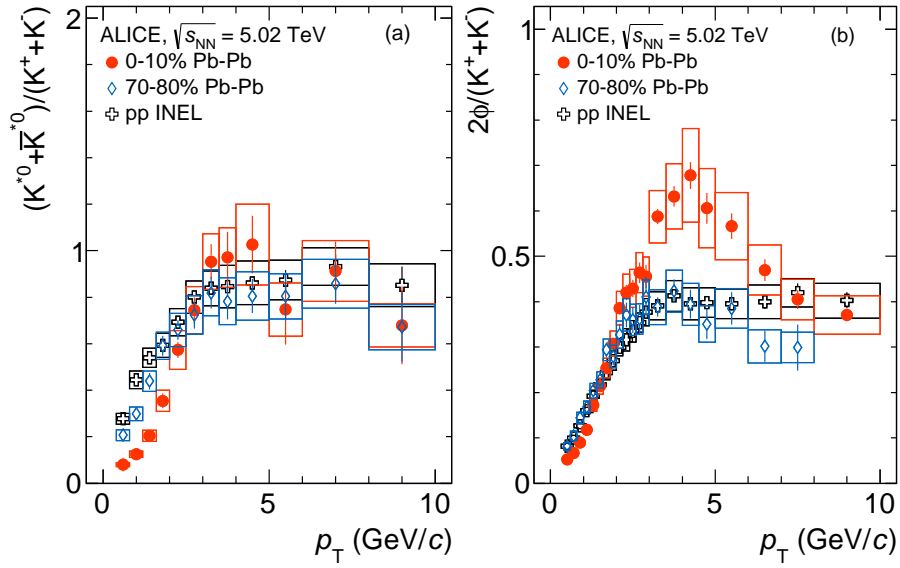


Figure 4: (Color online) Particle yield ratios  $(K^{*0} + \bar{K}^{*0})/(K^+ + K^-)$  in panel (a) and  $(2\phi)/(K^+ + K^-)$  in panel (b), both as a function of  $p_T$  for centrality classes 0–10% and 70–80% in Pb–Pb collisions at  $\sqrt{s_{NN}} = 5.02$  TeV. For comparison, the corresponding ratios are also shown for inelastic pp collisions at  $\sqrt{s} = 5.02$  TeV. The statistical uncertainties are shown as bars and systematic uncertainties are shown as boxes. In the text  $(K^{*0} + \bar{K}^{*0})$ ,  $(K^+ + K^-)$  are denoted by  $K^{*0}$  and  $K$ , respectively.

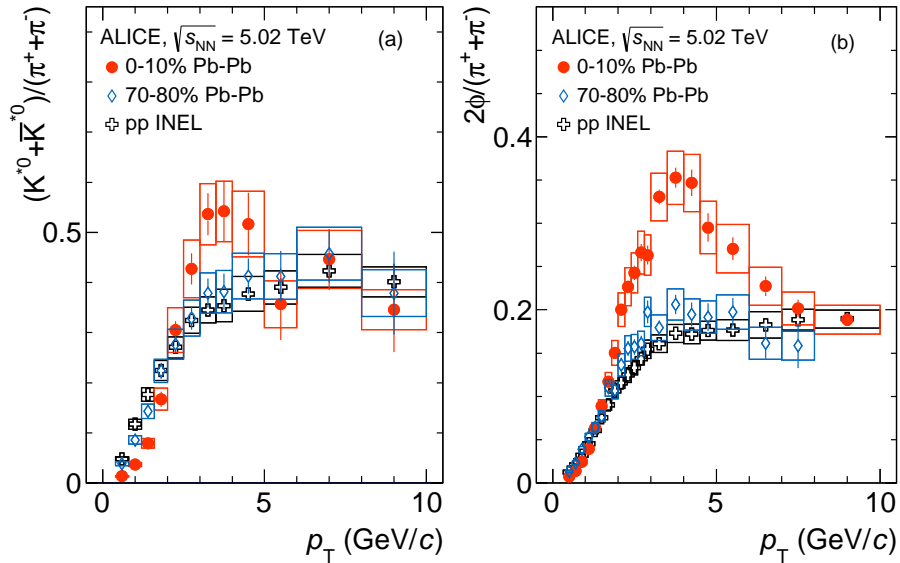


Figure 5: (Color online) Particle yield ratios  $(K^{*0} + \bar{K}^{*0})/(\pi^+ + \pi^-)$  in panel (a) and  $(2\phi)/(\pi^+ + \pi^-)$  in panel (b), both as a function of  $p_T$  for centrality classes 0–10% and 70–80% in Pb–Pb collisions at  $\sqrt{s_{NN}} = 5.02$  TeV. For comparison, the corresponding ratios are also shown for inelastic pp collisions at  $\sqrt{s} = 5.02$  TeV. The statistical uncertainties are shown as bars and systematic uncertainties are shown as boxes. In the text  $(K^{*0} + \bar{K}^{*0})$ ,  $(\pi^+ + \pi^-)$  are denoted by  $K^{*0}$  and  $\pi$ , respectively.

At low  $p_T$ , the  $K^{*0}/K$  and  $K^{*0}/\pi$  for central collisions are lower than in peripheral (pp) collisions, while the corresponding yield ratios for  $\phi$  meson are comparable within the uncertainties. This observation is

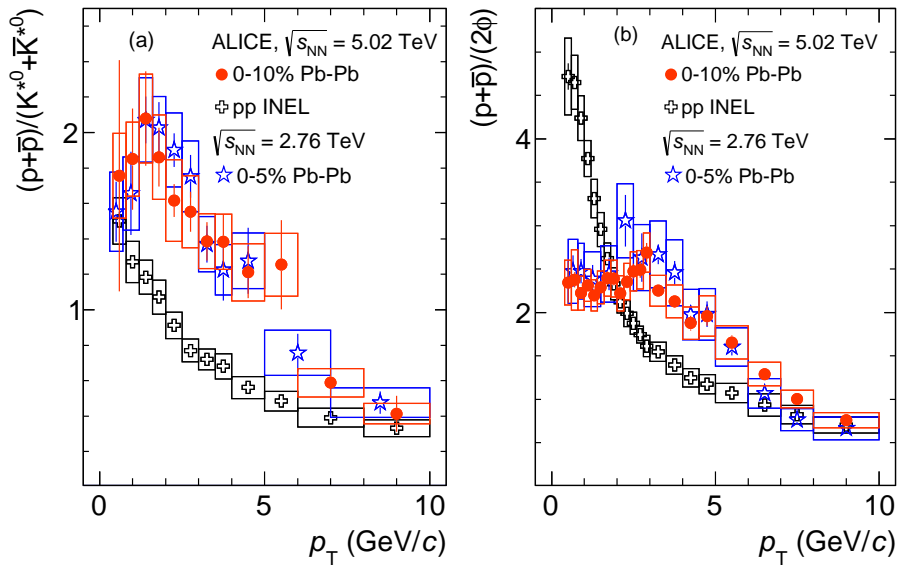


Figure 6: (Color online) Particle yield ratios  $(p + \bar{p})/(K^{*0} + \bar{K}^{*0})$  in panel (a) and  $(p + \bar{p})/(2\phi)$  in panel (b), both as a function of  $p_T$  for 0–10% central Pb–Pb collisions and inelastic pp collisions at  $\sqrt{s_{NN}} = 5.02$  TeV. For comparison, similar ratios are also shown for 0–5% central Pb–Pb collisions at  $\sqrt{s_{NN}} = 2.76$  TeV [42]. The statistical uncertainties are shown as bars and systematic uncertainties are shown as boxes. In the text  $(K^{*0} + \bar{K}^{*0})$  and  $(p + \bar{p})$  are denoted by  $K^{*0}$  and  $p$ , respectively.

consistent with the suppression of  $K^{*0}$  yields due to rescattering in the hadronic phase. It demonstrates that rescattering affects low momentum particles. At intermediate  $p_T$ , both ratios show an enhancement for central Pb–Pb collisions relative to peripheral and pp collisions, which is more prominent for  $\phi/K$ ,  $\phi/\pi$  and  $K^{*0}/\pi$ . This is consistent with the presence of a larger radial flow in central collisions relative to peripheral and pp collisions [51]. Given that the masses of  $K^{*0}$  and  $\phi$  mesons are larger than those of the charged kaon and pion, the resonances experience a larger radial flow effect. For  $p_T > 6$  GeV/c, the  $K^{*0}/K$ ,  $\phi/K$ ,  $K^{*0}/\pi$ ,  $\phi/\pi$ ,  $p/K^{*0}$  and  $p/\phi$  yield ratios in central collisions are similar to peripheral and pp collisions, indicating that fragmentation is the dominant hadron production mechanism in this  $p_T$  region. This is consistent with previous measurements at  $\sqrt{s_{NN}} = 2.76$  TeV [42]. In central Pb–Pb collisions, for  $p_T$  below 5 GeV/c, the  $p/\phi$  ratio is observed to be independent of  $p_T$  and the  $p/K^{*0}$  ratio exhibits a weak  $p_T$ -dependence within the uncertainties, in contrast to the decrease of both ratios with  $p_T$  observed in pp collisions. In turn, this suggests that the shapes of the  $p_T$  distributions are similar for  $K^{*0}$ ,  $\phi$  and  $p$  in this  $p_T$  range. Although the quark contents are different, the masses of these hadrons are similar, indicating that this is the relevant quantity in determining spectra shapes. This is consistent with expectations from hydrodynamic-based models [65, 66]. Within the uncertainties, the  $p/K^{*0}$  and  $p/\phi$  ratios for central Pb–Pb collisions at  $\sqrt{s_{NN}} = 5.02$  TeV and 2.76 TeV [42] are constant at intermediate  $p_T$ . This is consistent with the observation of similar order radial flow at both energies, obtained from the analysis of  $p_T$  spectra of pions, kaons and protons [51].

## 5 Summary

The invariant yields of  $K^{*0}$  and  $\phi$  mesons as a function of  $p_T$  have been measured at midrapidity ( $|y| < 0.5$ ) for various collision centralities in Pb–Pb and inelastic pp collisions at  $\sqrt{s_{NN}} = 5.02$  TeV using the ALICE detector. The  $K^{*0}$  yields relative to charged kaons in Pb–Pb collisions show a suppression with respect to pp collisions, which increases with the system size, quantified using  $\langle dN_{ch}/d\eta \rangle^{1/3}$  measured at midrapidity. In contrast, no such suppression is observed for the  $\phi$  mesons. The lack of suppression

for the  $\phi$  meson can be attributed to the fact that most of them decay outside the fireball because of its longer lifetime ( $\tau_\phi = 46.3 \pm 0.4$  fm/c). Because of a shorter lifetime ( $\tau_{K^{*0}} = 4.16 \pm 0.05$  fm/c), a significant number of produced  $K^{*0}$  decays in the hadronic medium. The decay product(s) undergo interactions with other hadrons in the medium resulting in a significant change in their momentum, and no longer contributing to the  $K^{*0}$  signal reconstructed in the experiment. Although both rescattering and regeneration are possible, the results presented here represent an experimental demonstration of the predominance of rescattering effects in the hadronic phase of the system produced in heavy-ion collisions. The effect of rescattering increases with the system size. Furthermore, the  $K^{*0}/K$  yield ratios in central Pb–Pb collisions are significantly lower compared to the values from thermal model calculations without rescattering effects, while the measured  $\phi/K$  yield ratio agrees with the model calculation. This further corroborates the hypothesis that rescattering affects the measured  $K^{*0}$  yields in Pb–Pb collisions. A lower limit for the lifetime of the hadronic phase is determined by using the  $K^{*0}/K$  ratios in Pb–Pb and pp collisions at  $\sqrt{s_{\text{NN}}} = 5.02$  TeV. The lifetime, as expected, increases with system size. For central Pb–Pb collisions, it is about 4–7 fm/c.

The  $p_T$ -differential yield ratios of  $K^{*0}/\pi$  and  $K^{*0}/K$  are studied in central Pb–Pb, peripheral Pb–Pb and pp collisions to understand the  $p_T$ -dependence of the rescattering effect. It is observed that rescattering dominantly affects the hadrons at  $p_T < 2$  GeV/c. At intermediate  $p_T$  (2–6 GeV/c), the  $\phi/K$ ,  $\phi/\pi$ ,  $K^{*0}/\pi$ ,  $p/K^{*0}$  and  $p/\phi$  yield ratios are enhanced in central Pb–Pb collisions relative to peripheral Pb–Pb and pp collisions. In addition, the spectral shapes of  $K^{*0}$ ,  $\phi$  and  $p$ , which have comparable masses, are similar within the uncertainties for  $p_T$  below 5 GeV/c in Pb–Pb collisions. These measurements demonstrate the effect of higher radial flow in central Pb–Pb collisions relative to peripheral Pb–Pb and pp collisions. A comparison of the  $p/K^{*0}$  and  $p/\phi$  ratios for central Pb–Pb collisions at  $\sqrt{s_{\text{NN}}} = 5.02$  and 2.76 TeV shows the constancy of the ratios with  $p_T$ . This is consistent with the observation of comparable radial flow at  $\sqrt{s_{\text{NN}}} = 5.02$  TeV and 2.76 TeV. For higher  $p_T$ , above 6 GeV/c, all the ratios agree within the uncertainties for central and peripheral Pb–Pb, and pp collisions, indicating that particle production via fragmentation at high transverse momenta is not significantly modified in the presence of a medium.

## Acknowledgements

The ALICE Collaboration would like to thank all its engineers and technicians for their invaluable contributions to the construction of the experiment and the CERN accelerator teams for the outstanding performance of the LHC complex. The ALICE Collaboration gratefully acknowledges the resources and support provided by all Grid centres and the Worldwide LHC Computing Grid (WLCG) collaboration. The ALICE Collaboration acknowledges the following funding agencies for their support in building and running the ALICE detector: A. I. Alikhanyan National Science Laboratory (Yerevan Physics Institute) Foundation (ANSL), State Committee of Science and World Federation of Scientists (WFS), Armenia; Austrian Academy of Sciences, Austrian Science Fund (FWF): [M 2467-N36] and Nationalstiftung für Forschung, Technologie und Entwicklung, Austria; Ministry of Communications and High Technologies, National Nuclear Research Center, Azerbaijan; Conselho Nacional de Desenvolvimento Científico e Tecnológico (CNPq), Financiadora de Estudos e Projetos (Finep), Fundação de Amparo à Pesquisa do Estado de São Paulo (FAPESP) and Universidade Federal do Rio Grande do Sul (UFRGS), Brazil; Ministry of Education of China (MOEC), Ministry of Science & Technology of China (MSTC) and National Natural Science Foundation of China (NSFC), China; Ministry of Science and Education and Croatian Science Foundation, Croatia; Centro de Aplicaciones Tecnológicas y Desarrollo Nuclear (CEADEN), Cubaenergía, Cuba; Ministry of Education, Youth and Sports of the Czech Republic, Czech Republic; The Danish Council for Independent Research | Natural Sciences, the VILLUM FONDEN and Danish National Research Foundation (DNRF), Denmark; Helsinki Institute of Physics (HIP), Finland; Commissariat à l’Energie Atomique (CEA), Institut National de Physique Nucléaire et de Physique des

Particules (IN2P3) and Centre National de la Recherche Scientifique (CNRS) and Région des Pays de la Loire, France; Bundesministerium für Bildung und Forschung (BMBF) and GSI Helmholtzzentrum für Schwerionenforschung GmbH, Germany; General Secretariat for Research and Technology, Ministry of Education, Research and Religions, Greece; National Research, Development and Innovation Office, Hungary; Department of Atomic Energy Government of India (DAE), Department of Science and Technology, Government of India (DST), University Grants Commission, Government of India (UGC) and Council of Scientific and Industrial Research (CSIR), India; Indonesian Institute of Science, Indonesia; Centro Fermi - Museo Storico della Fisica e Centro Studi e Ricerche Enrico Fermi and Istituto Nazionale di Fisica Nucleare (INFN), Italy; Institute for Innovative Science and Technology, Nagasaki Institute of Applied Science (IIST), Japanese Ministry of Education, Culture, Sports, Science and Technology (MEXT) and Japan Society for the Promotion of Science (JSPS) KAKENHI, Japan; Consejo Nacional de Ciencia (CONACYT) y Tecnología, through Fondo de Cooperación Internacional en Ciencia y Tecnología (FONCICYT) and Dirección General de Asuntos del Personal Académico (DGAPA), Mexico; Nederlandse Organisatie voor Wetenschappelijk Onderzoek (NWO), Netherlands; The Research Council of Norway, Norway; Commission on Science and Technology for Sustainable Development in the South (COMSATS), Pakistan; Pontificia Universidad Católica del Perú, Peru; Ministry of Science and Higher Education and National Science Centre, Poland; Korea Institute of Science and Technology Information and National Research Foundation of Korea (NRF), Republic of Korea; Ministry of Education and Scientific Research, Institute of Atomic Physics and Ministry of Research and Innovation and Institute of Atomic Physics, Romania; Joint Institute for Nuclear Research (JINR), Ministry of Education and Science of the Russian Federation, National Research Centre Kurchatov Institute, Russian Science Foundation and Russian Foundation for Basic Research, Russia; Ministry of Education, Science, Research and Sport of the Slovak Republic, Slovakia; National Research Foundation of South Africa, South Africa; Swedish Research Council (VR) and Knut & Alice Wallenberg Foundation (KAW), Sweden; European Organization for Nuclear Research, Switzerland; Suranaree University of Technology (SUT), National Science and Technology Development Agency (NSDTA) and Office of the Higher Education Commission under NRU project of Thailand, Thailand; Turkish Atomic Energy Agency (TAEK), Turkey; National Academy of Sciences of Ukraine, Ukraine; Science and Technology Facilities Council (STFC), United Kingdom; National Science Foundation of the United States of America (NSF) and United States Department of Energy, Office of Nuclear Physics (DOE NP), United States of America.

## References

- [1] ALICE Collaboration, K. Aamodt *et al.*, “Elliptic flow of charged particles in Pb–Pb collisions at 2.76 TeV”, *Phys. Rev. Lett.* **105** (2010) 252302, arXiv:1011.3914 [nucl-ex].
- [2] ALICE Collaboration, K. Aamodt *et al.*, “Suppression of Charged Particle Production at Large Transverse Momentum in Central Pb–Pb Collisions at  $\sqrt{s_{NN}} = 2.76$  TeV”, *Phys. Lett.* **B696** (2011) 30–39, arXiv:1012.1004 [nucl-ex].
- [3] ALICE Collaboration, K. Aamodt *et al.*, “Higher harmonic anisotropic flow measurements of charged particles in Pb–Pb collisions at  $\sqrt{s_{NN}}=2.76$  TeV”, *Phys. Rev. Lett.* **107** (2011) 032301, arXiv:1105.3865 [nucl-ex].
- [4] STAR Collaboration, J. Adams *et al.*, “Experimental and theoretical challenges in the search for the quark gluon plasma: The STAR Collaboration’s critical assessment of the evidence from RHIC collisions”, *Nucl. Phys.* **A757** (2005) 102–183, arXiv:nucl-ex/0501009 [nucl-ex].
- [5] PHENIX Collaboration, K. Adcox *et al.*, “Formation of dense partonic matter in relativistic nucleus-nucleus collisions at RHIC: Experimental evaluation by the PHENIX collaboration”, *Nucl. Phys.* **A757** (2005) 184–283, arXiv:nucl-ex/0410003 [nucl-ex].



- [6] **BRAHMS** Collaboration, I. Arsene *et al.*, “Quark gluon plasma and color glass condensate at RHIC? The Perspective from the BRAHMS experiment”, *Nucl. Phys.* **A757** (2005) 1–27, arXiv:nucl-ex/0410020 [nucl-ex].
- [7] **PHOBOS** Collaboration, B. B. Back *et al.*, “The PHOBOS perspective on discoveries at RHIC”, *Nucl. Phys.* **A757** (2005) 28–101, arXiv:nucl-ex/0410022 [nucl-ex].
- [8] M. Gyulassy and L. McLerran, “New forms of QCD matter discovered at RHIC”, *Nucl. Phys.* **A750** (2005) 30–63, arXiv:nucl-th/0405013 [nucl-th].
- [9] E. Shuryak, “Physics of Strongly coupled Quark-Gluon Plasma”, *Prog. Part. Nucl. Phys.* **62** (2009) 48–101, arXiv:0807.3033 [hep-ph].
- [10] **STAR** Collaboration, M. M. Aggarwal *et al.*, “ $K^{*0}$  production in Cu+Cu and Au+Au collisions at  $\sqrt{s_{NN}} = 62.4$  GeV and 200 GeV”, *Phys. Rev.* **C84** (2011) 034909, arXiv:1006.1961 [nucl-ex].
- [11] **STAR** Collaboration, J. Adams *et al.*, “ $K^*(892)^0$  resonance production in Au+Au and p+p collisions at  $\sqrt{s_{NN}} = 200$  GeV at STAR”, *Phys. Rev.* **C71** (2005) 064902, arXiv:nucl-ex/0412019 [nucl-ex].
- [12] **STAR** Collaboration, B. I. Abelev *et al.*, “Strange baryon resonance production in  $\sqrt{s_{NN}} = 200$ -GeV p+p and Au+Au collisions”, *Phys. Rev. Lett.* **97** (2006) 132301, arXiv:nucl-ex/0604019 [nucl-ex].
- [13] **ALICE** Collaboration, S. Acharya *et al.*, “Suppression of  $\Lambda(1520)$  resonance production in central Pb–Pb collisions at  $\sqrt{s_{NN}} = 2.76$  TeV”, *Phys. Rev.* **C99** (2019) 024905, arXiv:1805.04361 [nucl-ex].
- [14] **ALICE** Collaboration, B. Abelev *et al.*, “ $K^*(892)^0$  and  $\phi(1020)$  production in Pb–Pb collisions at  $\sqrt{s_{NN}} = 2.76$  TeV”, *Phys. Rev.* **C91** (2015) 024609, arXiv:1404.0495 [nucl-ex].
- [15] **ALICE** Collaboration, S. Acharya *et al.*, “Production of the  $\rho(770)^0$  meson in pp and Pb–Pb collisions at  $\sqrt{s_{NN}} = 2.76$  TeV”, *Phys. Rev.* **C99** no. 6, (2019) 064901, arXiv:1805.04365 [nucl-ex].
- [16] **STAR** Collaboration, B. I. Abelev *et al.*, “Energy and system size dependence of  $\phi$  meson production in Cu+Cu and Au+Au collisions”, *Phys. Lett.* **B673** (2009) 183–191, arXiv:0810.4979 [nucl-ex].
- [17] **ALICE** Collaboration, J. Adam *et al.*, “Production of  $K^*(892)^0$  and  $\phi(1020)$  in p–Pb collisions at  $\sqrt{s_{NN}} = 5.02$  TeV”, *Eur. Phys. J.* **C76** no. 5, (2016) 245, arXiv:1601.07868 [nucl-ex].
- [18] **ALICE** Collaboration, B. Abelev *et al.*, “Production of  $K^*(892)^0$  and  $\phi(1020)$  in pp collisions at  $\sqrt{s} = 7$  TeV”, *Eur. Phys. J.* **C72** (2012) 2183, arXiv:1208.5717 [hep-ex].
- [19] **STAR** Collaboration, B. I. Abelev *et al.*, “Hadronic resonance production in d+Au collisions at  $\sqrt{s_{NN}} = 200$ -GeV at RHIC”, *Phys. Rev.* **C78** (2008) 044906, arXiv:0801.0450 [nucl-ex].
- [20] **Particle Data Group** Collaboration, M. Tanabashi *et al.*, “Review of Particle Physics”, *Phys. Rev.* **D98** no. 3, (2018) 030001.
- [21] G. E. Brown and M. Rho, “Scaling effective Lagrangians in a dense medium”, *Phys. Rev. Lett.* **66** (1991) 2720–2723.

- [22] M. Bleicher and J. Aichelin, “Strange resonance production: Probing chemical and thermal freezeout in relativistic heavy ion collisions”, *Phys. Lett.* **B530** (2002) 81–87, arXiv:hep-ph/0201123 [hep-ph].
- [23] G. Torrieri and J. Rafelski, “Strange hadron resonances as a signature of freezeout dynamics”, *Phys. Lett.* **B509** (2001) 239–245, arXiv:hep-ph/0103149 [hep-ph].
- [24] S. C. Johnson, B. V. Jacak, and A. Drees, “Rescattering of vector meson daughters in high-energy heavy ion collisions”, *Eur. Phys. J.* **C18** (2001) 645–649, arXiv:nucl-th/9909075 [nucl-th].
- [25] C. Markert, R. Bellwied, and I. Vitev, “Formation and decay of hadronic resonances in the QGP”, *Phys. Lett.* **B669** (2008) 92–97, arXiv:0807.1509 [nucl-th].
- [26] A. Iler, J. Blair, D. Cabrera, C. Markert, and E. Bratkovskaya, “Probing the hot and dense nuclear matter with  $K^*$ ,  $\bar{K}^*$  vector mesons”, *Phys. Rev.* **C99** no. 2, (2019) 024914, arXiv:1707.00060 [hep-ph].
- [27] V. M. Shapoval, P. Braun-Munzinger, and Yu. M. Sinyukov, “ $K^*(892)$  and  $\phi(1020)$  production and their decay into the hadronic medium at the Large Hadron Collider”, *Nucl. Phys.* **A968** (2017) 391–402, arXiv:1707.06753 [hep-ph].
- [28] R. Rapp and E. V. Shuryak, “Resolving the anti-baryon production puzzle in high-energy heavy ion collisions”, *Phys. Rev. Lett.* **86** (2001) 2980–2983, arXiv:hep-ph/0008326 [hep-ph].
- [29] C. Song and V. Koch, “Chemical relaxation time of pions in hot hadronic matter”, *Phys. Rev.* **C55** (1997) 3026–3037, arXiv:nucl-th/9611034 [nucl-th].
- [30] J. Rafelski, J. Letessier, and G. Torrieri, “Strange hadrons and their resonances: A Diagnostic tool of QGP freezeout dynamics”, *Phys. Rev.* **C64** (2001) 054907, arXiv:nucl-th/0104042 [nucl-th]. [Erratum: *Phys. Rev.* **C65**, 069902(2002)].
- [31] S. Singha, B. Mohanty, and Z.-W. Lin, “Studying re-scattering effect in heavy-ion collision through  $K^*$  production”, *Int. J. Mod. Phys.* **E24** no. 05, (2015) 1550041, arXiv:1505.02342 [nucl-ex].
- [32] A. G. Knospe, C. Markert, K. Werner, J. Steinheimer, and M. Bleicher, “Hadronic resonance production and interaction in partonic and hadronic matter in the EPOS3 model with and without the hadronic afterburner UrQMD”, *Phys. Rev.* **C93** no. 1, (2016) 014911, arXiv:1509.07895 [nucl-th].
- [33] A. Andronic, P. Braun-Munzinger, and J. Stachel, “Thermal hadron production in relativistic nuclear collisions: The Hadron mass spectrum, the horn, and the QCD phase transition”, *Phys. Lett.* **B673** (2009) 142–145, arXiv:0812.1186 [nucl-th]. [Erratum: *Phys. Lett.* **B678**, 516(2009)].
- [34] A. Andronic, P. Braun-Munzinger, K. Redlich, and J. Stachel, “Decoding the phase structure of QCD via particle production at high energy”, *Nature* **561** no. 7723, (2018) 321–330, arXiv:1710.09425 [nucl-th].
- [35] J. Cleymans and K. Redlich, “Chemical and thermal freezeout parameters from 1AGeV to 200AGeV”, *Phys. Rev.* **C60** (1999) 054908, arXiv:nucl-th/9903063 [nucl-th].
- [36] S. Chatterjee, S. Das, L. Kumar, D. Mishra, B. Mohanty, R. Sahoo, and N. Sharma, “Freeze-Out Parameters in Heavy-Ion Collisions at AGS, SPS, RHIC, and LHC Energies”, *Adv. High Energy Phys.* **2015** (2015) 349013.

- [37] W. Broniowski, W. Florkowski, and B. Hiller, “Thermal analysis of production of resonances in relativistic heavy ion collisions”, *Phys. Rev.* **C68** (2003) 034911, arXiv:nucl-th/0306034 [nucl-th].
- [38] R. Rapp, “ $\pi^+ \pi^-$  emission in high-energy nuclear collisions”, *Nucl. Phys.* **A725** (2003) 254–268, arXiv:hep-ph/0305011 [hep-ph].
- [39] S. D. Protopopescu, M. Alston-Garnjost, A. Barbaro-Galtieri, S. M. Flatte, J. H. Friedman, T. A. Lasinski, G. R. Lynch, M. S. Rabin, and F. T. Solmitz, “ $\pi\pi$  Partial Wave Analysis from Reactions  $\pi^+ p \rightarrow \pi^+ \pi^- \Delta^{++}$  and  $\pi^+ p \rightarrow K^+ K^- \Delta^{++}$  at 7.1-GeV/c”, *Phys. Rev.* **D7** (1973) 1279.
- [40] M. J. Matison, A. Barbaro-Galtieri, M. Alston-Garnjost, S. M. Flatte, J. H. Friedman, G. R. Lynch, M. S. Rabin, and F. Solmitz, “Study of  $K^+ \pi^-$  Scattering in the Reaction  $K^+ p \rightarrow K^+ \pi^- \Delta^{++}$  at 12-GeV/c”, *Phys. Rev.* **D9** (1974) 1872.
- [41] M. Bleicher *et al.*, “Relativistic hadron hadron collisions in the ultrarelativistic quantum molecular dynamics model”, *J. Phys.* **G25** (1999) 1859–1896, arXiv:hep-ph/9909407 [hep-ph].
- [42] ALICE Collaboration, J. Adam *et al.*, “ $K^*(892)^0$  and  $\phi(1020)$  meson production at high transverse momentum in pp and Pb–Pb collisions at  $\sqrt{s_{NN}} = 2.76$  TeV”, *Phys. Rev.* **C95** no. 6, (2017) 064606, arXiv:1702.00555 [nucl-ex].
- [43] ALICE Collaboration, P. Cortese *et al.*, “ALICE: Physics performance report, volume II”, *J. Phys.* **G32** (2006) 1295–2040.
- [44] ALICE Collaboration, K. Aamodt *et al.*, “The ALICE experiment at the CERN LHC”, *JINST* **3** (2008) S08002.
- [45] ALICE Collaboration, B. Abelev *et al.*, “Performance of the ALICE Experiment at the CERN LHC”, *Int. J. Mod. Phys.* **A29** (2014) 1430044, arXiv:1402.4476 [nucl-ex].
- [46] ALICE Collaboration, J. Adam *et al.*, “Centrality dependence of the charged-particle multiplicity density at midrapidity in Pb–Pb collisions at  $\sqrt{s_{NN}} = 5.02$  TeV”, *Phys. Rev. Lett.* **116** no. 22, (2016) 222302, arXiv:1512.06104 [nucl-ex].
- [47] ALICE Collaboration, K. Aamodt *et al.*, “Centrality dependence of the charged-particle multiplicity density at mid-rapidity in Pb–Pb collisions at  $\sqrt{s_{NN}} = 2.76$  TeV”, *Phys. Rev. Lett.* **106** (2011) 032301, arXiv:1012.1657 [nucl-ex].
- [48] ALICE Collaboration, J. Adam *et al.*, “Determination of the event collision time with the ALICE detector at the LHC”, *Eur. Phys. J. Plus* **132** no. 2, (2017) 99, arXiv:1610.03055 [physics.ins-det].
- [49] ALICE Collaboration, P. Cortese *et al.*, “ALICE technical design report on forward detectors: FMD, T0 and V0”, CERN-LHCC-2004-025 (2004).
- [50] ALICE Collaboration, E. Abbas *et al.*, “Performance of the ALICE VZERO system”, *JINST* **8** (2013) P10016, arXiv:1306.3130 [nucl-ex].
- [51] ALICE Collaboration, S. Acharya *et al.*, “Production of charged pions, kaons and (anti-)protons in Pb-Pb and inelastic pp collisions at  $\sqrt{s_{NN}} = 5.02$  TeV”, arXiv:1910.07678 [nucl-ex].
- [52] P. Z. Skands, “Tuning Monte Carlo Generators: The Perugia Tunes”, *Phys. Rev.* **D82** (2010) 074018, arXiv:1005.3457 [hep-ph].

- [53] P. Skands, S. Carrazza, and J. Rojo, “Tuning PYTHIA 8.1: the Monash 2013 Tune”, *Eur. Phys. J.* **C74** no. 8, (2014) 3024, arXiv:1404.5630 [hep-ph].
- [54] X.-N. Wang and M. Gyulassy, “HIJING: A Monte Carlo model for multiple jet production in p p, p A and A A collisions”, *Phys. Rev.* **D44** (1991) 3501–3516.
- [55] R. Brun, F. Bruyant, F. Carminati, S. Giani, M. Maire, A. McPherson, G. Patrick, and L. Urban, *GEANT: Detector Description and Simulation Tool*. CERN Program Library. Long Writeup W5013, 1993. <http://cds.cern.ch/record/1082634>.
- [56] C. Loizides, J. Kamin, and D. d’Enterria, “Improved Monte Carlo Glauber predictions at present and future nuclear colliders”, *Phys. Rev.* **C97** no. 5, (2018) 054910, arXiv:1710.07098 [nucl-ex]. [erratum: *Phys. Rev.* **C99**,no.1,019901(2019)].
- [57] ALICE Collaboration, B. Abelev *et al.*, “Production of charged pions, kaons and protons at large transverse momenta in pp and Pb–Pb collisions at  $\sqrt{s_{NN}} = 2.76$  TeV”, *Phys. Lett.* **B736** (2014) 196–207, arXiv:1401.1250 [nucl-ex].
- [58] C. Tsallis, “Possible generalization of Boltzmann-Gibbs statistics”, *J. Statist. Phys.* **52** (1988) 479–487.
- [59] STAR Collaboration, B. I. Abelev *et al.*, “Strange particle production in p+p collisions at  $\sqrt{s_{NN}} = 200$  GeV”, *Phys. Rev.* **C75** (2007) 064901, arXiv:nucl-ex/0607033 [nucl-ex].
- [60] E. Schnedermann, J. Sollfrank, and U. W. Heinz, “Thermal phenomenology of hadrons from 200A GeV S+S collisions”, *Phys. Rev.* **C48** (1993) 2462–2475, arXiv:nucl-th/9307020 [nucl-th].
- [61] ALICE Collaboration, K. Aamodt *et al.*, “Two-pion Bose-Einstein correlations in central Pb–Pb collisions at  $\sqrt{s_{NN}} = 2.76$  TeV”, *Phys. Lett.* **B696** (2011) 328–337, arXiv:1012.4035 [nucl-ex].
- [62] M. A. Lisa, S. Pratt, R. Soltz, and U. Wiedemann, “Femtoscopy in relativistic heavy ion collisions”, *Ann. Rev. Nucl. Part. Sci.* **55** (2005) 357–402, arXiv:nucl-ex/0505014 [nucl-ex].
- [63] S. A. Bass, A. Dumitru, M. Bleicher, L. Bravina, E. Zabrodin, H. Stoecker, and W. Greiner, “Hadronic freezeout following a first order hadronization phase transition in ultrarelativistic heavy ion collisions”, *Phys. Rev.* **C60** (1999) 021902, arXiv:nucl-th/9902062 [nucl-th].
- [64] J. Stachel, A. Andronic, P. Braun-Munzinger, and K. Redlich, “Confronting LHC data with the statistical hadronization model”, *J. Phys. Conf. Ser.* **509** (2014) 012019, arXiv:1311.4662 [nucl-th].
- [65] C. Shen, U. Heinz, P. Huovinen, and H. Song, “Radial and elliptic flow in Pb+Pb collisions at the Large Hadron Collider from viscous hydrodynamics”, *Phys. Rev.* **C84** (2011) 044903, arXiv:1105.3226 [nucl-th].
- [66] V. Minissale, F. Scardina, and V. Greco, “Hadrons from coalescence plus fragmentation in AA collisions at energies available at the BNL Relativistic Heavy Ion Collider to the CERN Large Hadron Collider”, *Phys. Rev.* **C92** no. 5, (2015) 054904, arXiv:1502.06213 [nucl-th].

## A The ALICE Collaboration

S. Acharya<sup>141</sup>, D. Adamová<sup>94</sup>, A. Adler<sup>74</sup>, J. Adolfsson<sup>80</sup>, M.M. Aggarwal<sup>99</sup>, G. Aglieri Rinella<sup>33</sup>, M. Agnello<sup>30</sup>, N. Agrawal<sup>10,53</sup>, Z. Ahammed<sup>141</sup>, S. Ahmad<sup>16</sup>, S.U. Ahn<sup>76</sup>, A. Akindinov<sup>91</sup>, M. Al-Turany<sup>106</sup>, S.N. Alam<sup>141</sup>, D.S.D. Albuquerque<sup>122</sup>, D. Aleksandrov<sup>87</sup>, B. Alessandro<sup>58</sup>, H.M. Alfand<sup>6</sup>, R. Alfaro Molina<sup>71</sup>, B. Ali<sup>16</sup>, Y. Ali<sup>14</sup>, A. Alici<sup>10,26,53</sup>, A. Alkin<sup>2</sup>, J. Alme<sup>21</sup>, T. Alt<sup>68</sup>, L. Altenkamper<sup>21</sup>, I. Altsybeev<sup>112</sup>, M.N. Anaam<sup>6</sup>, C. Andrei<sup>47</sup>, D. Andreou<sup>33</sup>, H.A. Andrews<sup>110</sup>, A. Andronic<sup>144</sup>, M. Angeletti<sup>33</sup>, V. Anguelov<sup>103</sup>, C. Anson<sup>15</sup>, T. Antičić<sup>107</sup>, F. Antinori<sup>56</sup>, P. Antonioli<sup>53</sup>, R. Anwar<sup>125</sup>, N. Apadula<sup>79</sup>, L. Aphecetche<sup>114</sup>, H. Appelshäuser<sup>68</sup>, S. Arcelli<sup>26</sup>, R. Arnaldi<sup>58</sup>, M. Arratia<sup>79</sup>, I.C. Arsene<sup>20</sup>, M. Arslanok<sup>103</sup>, A. Augustinus<sup>33</sup>, R. Averbeck<sup>106</sup>, S. Aziz<sup>61</sup>, M.D. Azmi<sup>16</sup>, A. Badalà<sup>55</sup>, Y.W. Baek<sup>40</sup>, S. Bagnasco<sup>58</sup>, X. Bai<sup>106</sup>, R. Bailhache<sup>68</sup>, R. Bala<sup>100</sup>, A. Baldisseri<sup>137</sup>, M. Ball<sup>42</sup>, S. Balouza<sup>104</sup>, R. Barbera<sup>27</sup>, L. Barioglio<sup>25</sup>, G.G. Barnaföldi<sup>145</sup>, L.S. Barnby<sup>93</sup>, V. Barret<sup>134</sup>, P. Bartalini<sup>6</sup>, K. Barth<sup>33</sup>, E. Bartsch<sup>68</sup>, F. Baruffaldi<sup>28</sup>, N. Bastid<sup>134</sup>, S. Basu<sup>143</sup>, G. Batigne<sup>114</sup>, B. Batyunya<sup>75</sup>, D. Bauri<sup>48</sup>, J.L. Bazo Alba<sup>111</sup>, I.G. Bearden<sup>88</sup>, C. Bedda<sup>63</sup>, N.K. Behera<sup>60</sup>, I. Belikov<sup>136</sup>, A.D.C. Bell Hechavarria<sup>144</sup>, F. Bellini<sup>33</sup>, R. Bellwied<sup>125</sup>, V. Belyaev<sup>92</sup>, G. Bencedi<sup>145</sup>, S. Beole<sup>25</sup>, A. Bercuci<sup>47</sup>, Y. Berdnikov<sup>97</sup>, D. Berenyi<sup>145</sup>, R.A. Bertens<sup>130</sup>, D. Berzano<sup>58</sup>, M.G. Besoiu<sup>67</sup>, L. Betev<sup>33</sup>, A. Bhasin<sup>100</sup>, I.R. Bhat<sup>100</sup>, M.A. Bhat<sup>3</sup>, H. Bhatt<sup>48</sup>, B. Bhattacharjee<sup>41</sup>, A. Bianchi<sup>25</sup>, L. Bianchi<sup>25</sup>, N. Bianchi<sup>51</sup>, J. Bielčák<sup>36</sup>, J. Bielčíková<sup>94</sup>, A. Bilandzic<sup>104,117</sup>, G. Biro<sup>145</sup>, R. Biswas<sup>3</sup>, S. Biswas<sup>3</sup>, J.T. Blair<sup>119</sup>, D. Blau<sup>87</sup>, C. Blume<sup>68</sup>, G. Boca<sup>139</sup>, F. Bock<sup>33,95</sup>, A. Bogdanov<sup>92</sup>, S. Boi<sup>23</sup>, L. Boldizsár<sup>145</sup>, A. Bolozdynya<sup>92</sup>, M. Bombara<sup>37</sup>, G. Bonomi<sup>140</sup>, H. Borel<sup>137</sup>, A. Borisso<sup>92,144</sup>, H. Bossi<sup>146</sup>, E. Botta<sup>25</sup>, L. Bratrud<sup>68</sup>, P. Braun-Munzinger<sup>106</sup>, M. Bregant<sup>121</sup>, M. Broz<sup>36</sup>, E.J. Brucken<sup>43</sup>, E. Bruna<sup>58</sup>, G.E. Bruno<sup>105</sup>, M.D. Buckland<sup>127</sup>, D. Budnikov<sup>108</sup>, H. Buesching<sup>68</sup>, S. Bufalino<sup>30</sup>, O. Bugnon<sup>114</sup>, P. Buhler<sup>113</sup>, P. Buncic<sup>33</sup>, Z. Buthelezi<sup>72,131</sup>, J.B. Butt<sup>14</sup>, J.T. Buxton<sup>96</sup>, S.A. Bysiak<sup>118</sup>, D. Caffarri<sup>89</sup>, A. Caliva<sup>106</sup>, E. Calvo Villar<sup>111</sup>, R.S. Camacho<sup>44</sup>, P. Camerini<sup>24</sup>, A.A. Capon<sup>113</sup>, F. Carnesecchi<sup>10,26</sup>, R. Caron<sup>137</sup>, J. Castillo Castellanos<sup>137</sup>, A.J. Castro<sup>130</sup>, E.A.R. Casula<sup>54</sup>, F. Catalano<sup>30</sup>, C. Ceballos Sanchez<sup>52</sup>, P. Chakraborty<sup>48</sup>, S. Chandra<sup>141</sup>, W. Chang<sup>6</sup>, S. Chapeland<sup>33</sup>, M. Chartier<sup>127</sup>, S. Chattopadhyay<sup>141</sup>, S. Chattopadhyay<sup>109</sup>, A. Chauvin<sup>23</sup>, C. Cheshkov<sup>135</sup>, B. Cheynis<sup>135</sup>, V. Chibante Barroso<sup>33</sup>, D.D. Chinellato<sup>122</sup>, S. Cho<sup>60</sup>, P. Chochula<sup>33</sup>, T. Chowdhury<sup>134</sup>, P. Christakoglou<sup>89</sup>, C.H. Christensen<sup>88</sup>, P. Christiansen<sup>80</sup>, T. Chujo<sup>133</sup>, C. Cicalo<sup>54</sup>, L. Cifarelli<sup>10,26</sup>, F. Cindolo<sup>53</sup>, J. Cleymans<sup>124</sup>, F. Colamaria<sup>52</sup>, D. Colella<sup>52</sup>, A. Collu<sup>79</sup>, M. Colocci<sup>26</sup>, M. Concas<sup>58,ii</sup>, G. Conesa Balbastre<sup>78</sup>, Z. Conesa del Valle<sup>61</sup>, G. Contin<sup>24,127</sup>, J.G. Contreras<sup>36</sup>, T.M. Cormier<sup>95</sup>, Y. Corrales Morales<sup>25</sup>, P. Cortese<sup>31</sup>, M.R. Cosentino<sup>123</sup>, F. Costa<sup>33</sup>, S. Costanza<sup>139</sup>, P. Crochet<sup>134</sup>, E. Cuautle<sup>69</sup>, P. Cui<sup>6</sup>, L. Cunqueiro<sup>95</sup>, D. Dabrowski<sup>142</sup>, T. Dahms<sup>104,117</sup>, A. Dainese<sup>56</sup>, F.P.A. Damas<sup>114,137</sup>, M.C. Danisch<sup>103</sup>, A. Danu<sup>67</sup>, D. Das<sup>109</sup>, I. Das<sup>109</sup>, P. Das<sup>85</sup>, P. Das<sup>3</sup>, S. Das<sup>3</sup>, A. Dash<sup>85</sup>, S. Dash<sup>48</sup>, S. De<sup>85</sup>, A. De Caro<sup>29</sup>, G. de Cataldo<sup>52</sup>, J. de Cuveland<sup>38</sup>, A. De Falco<sup>23</sup>, D. De Gruttola<sup>10</sup>, N. De Marco<sup>58</sup>, S. De Pasquale<sup>29</sup>, S. Deb<sup>49</sup>, B. Debjani<sup>3</sup>, H.F. Degenhardt<sup>121</sup>, K.R. Deja<sup>142</sup>, A. Deloff<sup>84</sup>, S. Delsanto<sup>25,131</sup>, D. Devetak<sup>106</sup>, P. Dhankher<sup>48</sup>, D. Di Bari<sup>32</sup>, A. Di Mauro<sup>33</sup>, R.A. Diaz<sup>8</sup>, T. Dietel<sup>124</sup>, P. Dillenseger<sup>68</sup>, Y. Ding<sup>6</sup>, R. Divia<sup>33</sup>, D.U. Dixit<sup>19</sup>, Ø. Djuvland<sup>21</sup>, U. Dmitrieva<sup>62</sup>, A. Dobrin<sup>33,67</sup>, B. Dönigus<sup>68</sup>, O. Dordic<sup>20</sup>, A.K. Dubey<sup>141</sup>, A. Dubla<sup>106</sup>, S. Dudi<sup>99</sup>, M. Dukhishyam<sup>85</sup>, P. Dupieux<sup>134</sup>, R.J. Ehlers<sup>146</sup>, V.N. Eikeland<sup>21</sup>, D. Elia<sup>52</sup>, H. Engel<sup>74</sup>, E. Eppe<sup>146</sup>, B. Erazmus<sup>114</sup>, F. Erhardt<sup>98</sup>, A. Erokhin<sup>112</sup>, M.R. Ersdal<sup>21</sup>, B. Espagnon<sup>61</sup>, G. Eulisse<sup>33</sup>, D. Evans<sup>110</sup>, S. Evdokimov<sup>90</sup>, L. Fabbietti<sup>104,117</sup>, M. Faggin<sup>28</sup>, J. Faivre<sup>78</sup>, F. Fan<sup>6</sup>, A. Fantoni<sup>51</sup>, M. Fasel<sup>95</sup>, P. Fedichio<sup>30</sup>, A. Feliciello<sup>58</sup>, G. Feofilov<sup>112</sup>, A. Fernández Téllez<sup>44</sup>, A. Ferrero<sup>137</sup>, A. Ferretti<sup>25</sup>, A. Festanti<sup>33</sup>, V.J.G. Feuillard<sup>103</sup>, J. Figiel<sup>118</sup>, S. Filchagin<sup>108</sup>, D. Finogeev<sup>62</sup>, F.M. Fionda<sup>21</sup>, G. Fiorenza<sup>52</sup>, F. Flor<sup>125</sup>, S. Foertsch<sup>72</sup>, P. Foka<sup>106</sup>, S. Fokin<sup>87</sup>, E. Fragiaco<sup>59</sup>, U. Frankendorf<sup>106</sup>, U. Fuchs<sup>33</sup>, C. Furget<sup>78</sup>, A. Furs<sup>62</sup>, M. Fusco Girard<sup>29</sup>, J.J. Gaardhøje<sup>88</sup>, M. Gagliardi<sup>25</sup>, A.M. Gago<sup>111</sup>, A. Gal<sup>136</sup>, C.D. Galvan<sup>120</sup>, P. Ganoti<sup>83</sup>, C. Garabatos<sup>106</sup>, E. Garcia-Solis<sup>11</sup>, K. Garg<sup>27</sup>, C. Gargiulo<sup>33</sup>, A. Garibli<sup>86</sup>, K. Garner<sup>144</sup>, P. Gasik<sup>104,117</sup>, E.F. Gauger<sup>119</sup>, M.B. Gay Ducati<sup>70</sup>, M. Germain<sup>114</sup>, J. Ghosh<sup>109</sup>, P. Ghosh<sup>141</sup>, S.K. Ghosh<sup>3</sup>, P. Gianotti<sup>51</sup>, P. Giubellino<sup>58,106</sup>, P. Giubilato<sup>28</sup>, P. Glässel<sup>103</sup>, D.M. Gómez Coral<sup>71</sup>, A. Gomez Ramirez<sup>74</sup>, V. Gonzalez<sup>106</sup>, P. González-Zamora<sup>44</sup>, S. Gorbunov<sup>38</sup>, L. Görlich<sup>118</sup>, S. Gotovac<sup>34</sup>, V. Grabski<sup>71</sup>, L.K. Graczykowski<sup>142</sup>, K.L. Graham<sup>110</sup>, L. Greiner<sup>79</sup>, A. Grelli<sup>63</sup>, C. Grigoras<sup>33</sup>, V. Grigoriev<sup>92</sup>, A. Grigoryan<sup>1</sup>, S. Grigoryan<sup>75</sup>, O.S. Groettvik<sup>21</sup>, F. Grosa<sup>30</sup>, J.F. Grosse-Oetringhaus<sup>33</sup>, R. Grosso<sup>106</sup>, R. Guernane<sup>78</sup>, M. Guittiere<sup>114</sup>, K. Gulbrandsen<sup>88</sup>, T. Gunji<sup>132</sup>, A. Gupta<sup>100</sup>, R. Gupta<sup>100</sup>, I.B. Guzman<sup>44</sup>, R. Haake<sup>146</sup>, M.K. Habib<sup>106</sup>, C. Hadjidakis<sup>61</sup>, H. Hamagaki<sup>81</sup>, G. Hamar<sup>145</sup>, M. Hamid<sup>6</sup>, R. Hannigan<sup>119</sup>, M.R. Haque<sup>63,85</sup>, A. Harlanderova<sup>106</sup>, J.W. Harris<sup>146</sup>, A. Harton<sup>11</sup>, J.A. Hasenbichler<sup>33</sup>, H. Hassan<sup>95</sup>, D. Hatzifotiadou<sup>10,53</sup>, P. Hauer<sup>42</sup>, S. Hayashi<sup>132</sup>, S.T. Heckel<sup>68,104</sup>, E. Hellbär<sup>68</sup>, H. Helstrup<sup>35</sup>, A. Hergelegiu<sup>47</sup>, T. Herman<sup>36</sup>, E.G. Hernandez<sup>44</sup>, G. Herrera Corral<sup>9</sup>, F. Herrmann<sup>144</sup>, K.F. Hetland<sup>35</sup>, T.E. Hilden<sup>43</sup>, H. Hillemanns<sup>33</sup>, C. Hills<sup>127</sup>, B. Hippolyte<sup>136</sup>, B. Hohlweger<sup>104</sup>, D. Horak<sup>36</sup>, A. Hornung<sup>68</sup>, S. Hornung<sup>106</sup>, R. Hosokawa<sup>15,133</sup>, P. Hristov<sup>33</sup>, C. Huang<sup>61</sup>, C. Hughes<sup>130</sup>, P. Huhn<sup>68</sup>, T.J. Humanic<sup>96</sup>, H. Hushnud<sup>109</sup>, L.A. Husova<sup>144</sup>,



N. Hussain<sup>41</sup>, S.A. Hussain<sup>14</sup>, D. Hutter<sup>38</sup>, J.P. Iddon<sup>33,127</sup>, R. Ilkaev<sup>108</sup>, M. Inaba<sup>133</sup>, G.M. Innocenti<sup>33</sup>, M. Ippolitov<sup>87</sup>, A. Isakov<sup>94</sup>, M.S. Islam<sup>109</sup>, M. Ivanov<sup>106</sup>, V. Ivanov<sup>97</sup>, V. Izucheev<sup>90</sup>, B. Jacak<sup>79</sup>, N. Jacazio<sup>53</sup>, P.M. Jacobs<sup>79</sup>, S. Jadlovská<sup>116</sup>, J. Jadlovsky<sup>116</sup>, S. Jaelani<sup>63</sup>, C. Jahnke<sup>121</sup>, M.J. Jakubowska<sup>142</sup>, M.A. Janik<sup>142</sup>, T. Janson<sup>74</sup>, C. Jena<sup>85</sup>, M. Jercic<sup>98</sup>, O. Jevons<sup>110</sup>, M. Jin<sup>125</sup>, F. Jonas<sup>95,144</sup>, P.G. Jones<sup>110</sup>, J. Jung<sup>68</sup>, M. Jung<sup>68</sup>, A. Jusko<sup>110</sup>, P. Kalinak<sup>64</sup>, A. Kalweit<sup>33</sup>, V. Kaplin<sup>92</sup>, S. Kar<sup>6</sup>, A. Karasu Uysal<sup>77</sup>, O. Karavichev<sup>62</sup>, T. Karavicheva<sup>62</sup>, P. Karczmarczyk<sup>33</sup>, E. Karpechev<sup>62</sup>, A. Kazantsev<sup>87</sup>, U. Kebschull<sup>74</sup>, R. Keidel<sup>46</sup>, M. Keil<sup>33</sup>, B. Ketzer<sup>42</sup>, Z. Khabanova<sup>89</sup>, A.M. Khan<sup>6</sup>, S. Khan<sup>16</sup>, S.A. Khan<sup>141</sup>, A. Khanzadeev<sup>97</sup>, Y. Kharlov<sup>90</sup>, A. Khatun<sup>16</sup>, A. Khuntia<sup>118</sup>, B. Kileng<sup>35</sup>, B. Kim<sup>60</sup>, B. Kim<sup>133</sup>, D. Kim<sup>147</sup>, D.J. Kim<sup>126</sup>, E.J. Kim<sup>73</sup>, H. Kim<sup>17,147</sup>, J. Kim<sup>147</sup>, J.S. Kim<sup>40</sup>, J. Kim<sup>103</sup>, J. Kim<sup>147</sup>, J. Kim<sup>73</sup>, M. Kim<sup>103</sup>, S. Kim<sup>18</sup>, T. Kim<sup>147</sup>, T. Kim<sup>147</sup>, S. Kirsch<sup>38,68</sup>, I. Kisel<sup>38</sup>, S. Kiselev<sup>91</sup>, A. Kisiel<sup>142</sup>, J.L. Klay<sup>5</sup>, C. Klein<sup>68</sup>, J. Klein<sup>58</sup>, S. Klein<sup>79</sup>, C. Klein-Bösing<sup>144</sup>, M. Kleiner<sup>68</sup>, A. Kluge<sup>33</sup>, M.L. Knichel<sup>33</sup>, A.G. Knospe<sup>125</sup>, C. Kobdaj<sup>115</sup>, M.K. Köhler<sup>103</sup>, T. Kollegger<sup>106</sup>, A. Kondratyev<sup>75</sup>, N. Kondratyeva<sup>92</sup>, E. Kondratyuk<sup>90</sup>, J. Konig<sup>68</sup>, P.J. Konopka<sup>33</sup>, L. Koska<sup>116</sup>, O. Kovalenko<sup>84</sup>, V. Kovalenko<sup>112</sup>, M. Kowalski<sup>118</sup>, I. Králik<sup>64</sup>, A. Kravčáková<sup>37</sup>, L. Kreis<sup>106</sup>, M. Krivda<sup>64,110</sup>, F. Krizek<sup>94</sup>, K. Krizkova Gajdosova<sup>36</sup>, M. Krüger<sup>68</sup>, E. Kryshen<sup>97</sup>, M. Krzewicki<sup>38</sup>, A.M. Kubera<sup>96</sup>, V. Kučera<sup>60</sup>, C. Kuhn<sup>136</sup>, P.G. Kuijer<sup>89</sup>, L. Kumar<sup>99</sup>, S. Kumar<sup>48</sup>, S. Kundu<sup>85</sup>, P. Kurashvili<sup>84</sup>, A. Kurepin<sup>62</sup>, A.B. Kurepin<sup>62</sup>, A. Kuryakin<sup>108</sup>, S. Kuschpil<sup>94</sup>, J. Kvapil<sup>110</sup>, M.J. Kweon<sup>60</sup>, J.Y. Kwon<sup>60</sup>, Y. Kwon<sup>147</sup>, S.L. La Pointe<sup>38</sup>, P. La Rocca<sup>27</sup>, Y.S. Lai<sup>79</sup>, R. Langoy<sup>129</sup>, K. Lapidus<sup>33</sup>, A. Lardeux<sup>20</sup>, P. Larionov<sup>51</sup>, E. Laudi<sup>33</sup>, R. Lavicka<sup>36</sup>, T. Lazareva<sup>112</sup>, R. Lea<sup>24</sup>, L. Leardini<sup>103</sup>, J. Lee<sup>133</sup>, S. Lee<sup>147</sup>, F. Lehas<sup>89</sup>, S. Lehner<sup>113</sup>, J. Lehrbach<sup>38</sup>, R.C. Lemmon<sup>93</sup>, I. León Monzón<sup>120</sup>, E.D. Lesser<sup>19</sup>, M. Lettrich<sup>33</sup>, P. Léval<sup>145</sup>, X. Li<sup>12</sup>, X.L. Li<sup>6</sup>, J. Lien<sup>129</sup>, R. Lietava<sup>110</sup>, B. Lim<sup>17</sup>, V. Lindenstruth<sup>38</sup>, S.W. Lindsay<sup>127</sup>, C. Lippmann<sup>106</sup>, M.A. Lisa<sup>96</sup>, V. Litichevskiy<sup>43</sup>, A. Liu<sup>19</sup>, S. Liu<sup>96</sup>, W.J. Llope<sup>143</sup>, I.M. Lofnes<sup>21</sup>, V. Loginov<sup>92</sup>, C. Loizides<sup>95</sup>, P. Loncar<sup>34</sup>, X. Lopez<sup>134</sup>, E. López Torres<sup>8</sup>, J.R. Luhder<sup>144</sup>, M. Lunardon<sup>28</sup>, G. Luparello<sup>59</sup>, Y. Ma<sup>39</sup>, A. Maevskaya<sup>62</sup>, M. Mager<sup>33</sup>, S.M. Mahmood<sup>20</sup>, T. Mahmoud<sup>42</sup>, A. Maire<sup>136</sup>, R.D. Majka<sup>146</sup>, M. Malaev<sup>97</sup>, Q.W. Malik<sup>20</sup>, L. Malinina<sup>75,iii</sup>, D. Mal'Kevich<sup>91</sup>, P. Malzacher<sup>106</sup>, G. Mandaglio<sup>55</sup>, V. Manko<sup>87</sup>, F. Manso<sup>134</sup>, V. Manzari<sup>52</sup>, Y. Mao<sup>6</sup>, M. Marchisone<sup>135</sup>, J. Mareš<sup>66</sup>, G.V. Margagliotti<sup>24</sup>, A. Margotti<sup>53</sup>, J. Margutti<sup>63</sup>, A. Marín<sup>106</sup>, C. Markert<sup>119</sup>, M. Marquard<sup>68</sup>, N.A. Martin<sup>103</sup>, P. Martinengo<sup>33</sup>, J.L. Martinez<sup>125</sup>, M.I. Martínez<sup>44</sup>, G. Martínez García<sup>114</sup>, M. Martinez Pedreira<sup>33</sup>, S. Masciocchi<sup>106</sup>, M. Maserà<sup>25</sup>, A. Masoni<sup>54</sup>, L. Massacrier<sup>61</sup>, E. Masson<sup>114</sup>, A. Mastroserio<sup>52,138</sup>, A.M. Mathis<sup>104,117</sup>, O. Matonoha<sup>80</sup>, P.F.T. Matuoka<sup>121</sup>, A. Matyja<sup>118</sup>, C. Mayer<sup>118</sup>, M. Mazzilli<sup>52</sup>, M.A. Mazzoni<sup>57</sup>, A.F. Mechler<sup>68</sup>, F. Meddi<sup>22</sup>, Y. Melikyan<sup>62,92</sup>, A. Menchaca-Rocha<sup>71</sup>, C. Mengke<sup>6</sup>, E. Meninno<sup>29,113</sup>, M. Meres<sup>13</sup>, S. Mhlanga<sup>124</sup>, Y. Miake<sup>133</sup>, L. Micheletti<sup>25</sup>, D.L. Mihaylov<sup>104</sup>, K. Mikhaylov<sup>75,91</sup>, A. Mischke<sup>63,i</sup>, A.N. Mishra<sup>69</sup>, D. Miśkowiec<sup>106</sup>, A. Modak<sup>3</sup>, N. Mohammadi<sup>33</sup>, A.P. Mohanty<sup>63</sup>, B. Mohanty<sup>85</sup>, M. Mohisin Khan<sup>16,iv</sup>, C. Mordasini<sup>104</sup>, D.A. Moreira De Godoy<sup>144</sup>, L.A.P. Moreno<sup>44</sup>, I. Morozov<sup>62</sup>, A. Morsch<sup>33</sup>, T. Mrnjavac<sup>33</sup>, V. Muccifora<sup>51</sup>, E. Mudnic<sup>34</sup>, D. Mühlheim<sup>144</sup>, S. Muhuri<sup>141</sup>, J.D. Mulligan<sup>79</sup>, M.G. Munhoz<sup>121</sup>, R.H. Munzer<sup>68</sup>, H. Murakami<sup>132</sup>, S. Murray<sup>124</sup>, L. Musa<sup>33</sup>, J. Musinsky<sup>64</sup>, C.J. Myers<sup>125</sup>, J.W. Myrcha<sup>142</sup>, B. Naik<sup>48</sup>, R. Nair<sup>84</sup>, B.K. Nandi<sup>48</sup>, R. Nania<sup>10,53</sup>, E. Nappi<sup>52</sup>, M.U. Naru<sup>14</sup>, A.F. Nassirpour<sup>80</sup>, C. Nattrass<sup>130</sup>, R. Nayak<sup>48</sup>, T.K. Nayak<sup>85</sup>, S. Nazarenko<sup>108</sup>, A. Neagu<sup>20</sup>, R.A. Negrao De Oliveira<sup>68</sup>, L. Nellen<sup>69</sup>, S.V. Nesbo<sup>35</sup>, G. Neskovic<sup>38</sup>, D. Nesterov<sup>112</sup>, L.T. Neumann<sup>142</sup>, B.S. Nielsen<sup>88</sup>, S. Nikolaev<sup>87</sup>, S. Nikulin<sup>87</sup>, V. Nikulin<sup>97</sup>, F. Noferini<sup>10,53</sup>, P. Nomokonov<sup>75</sup>, J. Norman<sup>78,127</sup>, N. Novitzky<sup>133</sup>, P. Nowakowski<sup>142</sup>, A. Nyanin<sup>87</sup>, J. Nystrand<sup>21</sup>, M. Ogino<sup>81</sup>, A. Ohlson<sup>80,103</sup>, J. Oleniacz<sup>142</sup>, A.C. Oliveira Da Silva<sup>121,130</sup>, M.H. Oliver<sup>146</sup>, C. Oppedisano<sup>58</sup>, R. Orava<sup>43</sup>, A. Ortiz Velasquez<sup>69</sup>, A. Oskarsson<sup>80</sup>, J. Otwinowski<sup>118</sup>, K. Oyama<sup>81</sup>, Y. Pachmayer<sup>103</sup>, V. Pacik<sup>88</sup>, D. Pagano<sup>140</sup>, G. Paić<sup>69</sup>, J. Pan<sup>143</sup>, A.K. Pandey<sup>48</sup>, S. Panebianco<sup>137</sup>, P. Pareek<sup>49,141</sup>, J. Park<sup>60</sup>, J.E. Parkkila<sup>126</sup>, S. Parmar<sup>99</sup>, S.P. Pathak<sup>125</sup>, R.N. Patra<sup>141</sup>, B. Paul<sup>23,58</sup>, H. Pei<sup>6</sup>, T. Peitzmann<sup>63</sup>, X. Peng<sup>6</sup>, L.G. Pereira<sup>70</sup>, H. Pereira Da Costa<sup>137</sup>, D. Peresunko<sup>87</sup>, G.M. Perez<sup>8</sup>, E. Perez Lezama<sup>68</sup>, V. Peskov<sup>68</sup>, Y. Pestov<sup>4</sup>, V. Petráček<sup>36</sup>, M. Petrovici<sup>47</sup>, R.P. Pezzi<sup>70</sup>, S. Piano<sup>59</sup>, M. Pikna<sup>13</sup>, P. Pillot<sup>114</sup>, O. Pinazza<sup>33,53</sup>, L. Pinsky<sup>125</sup>, C. Pinto<sup>27</sup>, S. Pisano<sup>10,51</sup>, D. Pistone<sup>55</sup>, M. Płoskoń<sup>79</sup>, M. Planinic<sup>98</sup>, F. Pliquett<sup>68</sup>, J. Pluta<sup>142</sup>, S. Pochybova<sup>145,i</sup>, M.G. Poghosyan<sup>95</sup>, B. Polichtchouk<sup>90</sup>, N. Poljak<sup>98</sup>, A. Pop<sup>47</sup>, H. Poppenborg<sup>144</sup>, S. Porteboeuf-Houssais<sup>134</sup>, V. Pozdniakov<sup>75</sup>, S.K. Prasad<sup>3</sup>, R. Preghenella<sup>53</sup>, F. Prino<sup>58</sup>, C.A. Pruneau<sup>143</sup>, I. Pshenichnov<sup>62</sup>, M. Puccio<sup>25,33</sup>, J. Putschke<sup>143</sup>, R.E. Quishpe<sup>125</sup>, S. Ragoni<sup>110</sup>, S. Raha<sup>3</sup>, S. Rajput<sup>100</sup>, J. Rak<sup>126</sup>, A. Rakotozafindrabe<sup>137</sup>, L. Ramello<sup>31</sup>, F. Rami<sup>136</sup>, R. Raniwala<sup>101</sup>, S. Raniwala<sup>101</sup>, S.S. Räsänen<sup>43</sup>, R. Rath<sup>49</sup>, V. Ratza<sup>42</sup>, I. Ravasenga<sup>30,89</sup>, K.F. Read<sup>95,130</sup>, K. Redlich<sup>84,v</sup>, A. Rehman<sup>21</sup>, P. Reichelt<sup>68</sup>, F. Reidt<sup>33</sup>, X. Ren<sup>6</sup>, R. Renfordt<sup>68</sup>, Z. Rescakova<sup>37</sup>, J.-P. Revol<sup>10</sup>, K. Reygers<sup>103</sup>, V. Riabov<sup>97</sup>, T. Richert<sup>80,88</sup>, M. Richter<sup>20</sup>, P. Riedler<sup>33</sup>, W. Riegler<sup>33</sup>, F. Riggi<sup>27</sup>, C. Ristea<sup>67</sup>, S.P. Rode<sup>49</sup>, M. Rodríguez Cahuantzi<sup>44</sup>, K. Røed<sup>20</sup>, R. Rogalev<sup>90</sup>, E. Rogochaya<sup>75</sup>, D. Rohr<sup>33</sup>, D. Röhrich<sup>21</sup>, P.S. Rokita<sup>142</sup>, F. Ronchetti<sup>51</sup>, E.D. Rosas<sup>69</sup>, K. Roslon<sup>142</sup>, A. Rossi<sup>28,56</sup>, A. Rotondi<sup>139</sup>, A. Roy<sup>49</sup>, P. Roy<sup>109</sup>, O.V. Rueda<sup>80</sup>, R. Rui<sup>24</sup>,

B. Rumyantsev<sup>75</sup>, A. Rustamov<sup>86</sup>, E. Ryabinkin<sup>87</sup>, Y. Ryabov<sup>97</sup>, A. Rybicki<sup>118</sup>, H. Rytkonen<sup>126</sup>, O.A.M. Saari<sup>43</sup>, S. Sadhu<sup>141</sup>, S. Sadovsky<sup>90</sup>, K. Šafařík<sup>36</sup>, S.K. Saha<sup>141</sup>, B. Sahoo<sup>48</sup>, P. Sahoo<sup>48,49</sup>, R. Sahoo<sup>49</sup>, S. Sahoo<sup>65</sup>, P.K. Sahu<sup>65</sup>, J. Saini<sup>141</sup>, S. Sakai<sup>133</sup>, S. Sambyal<sup>100</sup>, V. Samsonov<sup>92,97</sup>, D. Sarkar<sup>143</sup>, N. Sarkar<sup>141</sup>, P. Sarma<sup>41</sup>, V.M. Sarti<sup>104</sup>, M.H.P. Sas<sup>63</sup>, E. Scapparone<sup>53</sup>, B. Schaefer<sup>95</sup>, J. Schambach<sup>119</sup>, H.S. Scheid<sup>68</sup>, C. Schiaua<sup>47</sup>, R. Schicker<sup>103</sup>, A. Schmah<sup>103</sup>, C. Schmidt<sup>106</sup>, H.R. Schmidt<sup>102</sup>, M.O. Schmidt<sup>103</sup>, M. Schmidt<sup>102</sup>, N.V. Schmidt<sup>68,95</sup>, A.R. Schmier<sup>130</sup>, J. Schukraft<sup>88</sup>, Y. Schutz<sup>33,136</sup>, K. Schwarz<sup>106</sup>, K. Schweda<sup>106</sup>, G. Scioli<sup>26</sup>, E. Scomparin<sup>58</sup>, M. Šefčík<sup>37</sup>, J.E. Seger<sup>15</sup>, Y. Sekiguchi<sup>132</sup>, D. Sekihata<sup>132</sup>, I. Selyuzhenkov<sup>92,106</sup>, S. Senyukov<sup>136</sup>, D. Serebryakov<sup>62</sup>, E. Serradilla<sup>71</sup>, A. Sevcenco<sup>67</sup>, A. Shabanov<sup>62</sup>, A. Shabetai<sup>114</sup>, R. Shahoyan<sup>33</sup>, W. Shaikh<sup>109</sup>, A. Shangaraev<sup>90</sup>, A. Sharma<sup>99</sup>, A. Sharma<sup>100</sup>, H. Sharma<sup>118</sup>, M. Sharma<sup>100</sup>, N. Sharma<sup>99</sup>, A.I. Sheikh<sup>141</sup>, K. Shigaki<sup>45</sup>, M. Shimomura<sup>82</sup>, S. Shirinkin<sup>91</sup>, Q. Shou<sup>39</sup>, Y. Sibiriak<sup>87</sup>, S. Siddhanta<sup>54</sup>, T. Siemiarczuk<sup>84</sup>, D. Silvermyr<sup>80</sup>, G. Simatovic<sup>89</sup>, G. Simonetti<sup>33,104</sup>, R. Singh<sup>85</sup>, R. Singh<sup>100</sup>, R. Singh<sup>49</sup>, V.K. Singh<sup>141</sup>, V. Singhal<sup>141</sup>, T. Sinha<sup>109</sup>, B. Sitar<sup>13</sup>, M. Sitta<sup>31</sup>, T.B. Skaali<sup>20</sup>, M. Slupecki<sup>126</sup>, N. Smirnov<sup>146</sup>, R.J.M. Snellings<sup>63</sup>, T.W. Snellman<sup>43,126</sup>, C. Soncco<sup>111</sup>, J. Song<sup>60,125</sup>, A. Songmoolnak<sup>115</sup>, F. Soramel<sup>28</sup>, S. Sorensen<sup>130</sup>, I. Sputowska<sup>118</sup>, J. Stachel<sup>103</sup>, I. Stan<sup>67</sup>, P. Stankus<sup>95</sup>, P.J. Steffanic<sup>130</sup>, E. Stenlund<sup>80</sup>, D. Stocco<sup>114</sup>, M.M. Stortvedt<sup>35</sup>, L.D. Stritto<sup>29</sup>, A.A.P. Suaide<sup>121</sup>, T. Sugitate<sup>45</sup>, C. Suire<sup>61</sup>, M. Suleymanov<sup>14</sup>, M. Suljic<sup>33</sup>, R. Sultanov<sup>91</sup>, M. Šumbera<sup>94</sup>, S. Sumowidagdo<sup>50</sup>, S. Swain<sup>65</sup>, A. Szabo<sup>13</sup>, I. Szarka<sup>13</sup>, U. Tabassam<sup>14</sup>, G. TAILLEPIED<sup>134</sup>, J. Takahashi<sup>122</sup>, G.J. Tambave<sup>21</sup>, S. Tang<sup>6,134</sup>, M. Tarhini<sup>114</sup>, M.G. Tarzila<sup>47</sup>, A. Tauro<sup>33</sup>, G. Tejada Muñoz<sup>44</sup>, A. Telesca<sup>33</sup>, C. Terrevoli<sup>125</sup>, D. Thakur<sup>49</sup>, S. Thakur<sup>141</sup>, D. Thomas<sup>119</sup>, F. Thoresen<sup>88</sup>, R. Tieulent<sup>135</sup>, A. Tikhonov<sup>62</sup>, A.R. Timmins<sup>125</sup>, A. Toia<sup>68</sup>, N. Topilskaya<sup>62</sup>, M. Toppi<sup>51</sup>, F. Torres-Acosta<sup>19</sup>, S.R. Torres<sup>9,120</sup>, A. Trifiro<sup>55</sup>, S. Tripathy<sup>49</sup>, T. Tripathy<sup>48</sup>, S. Trogolo<sup>28</sup>, G. Trombetta<sup>32</sup>, L. Tropp<sup>37</sup>, V. Trubnikov<sup>2</sup>, W.H. Trzaska<sup>126</sup>, T.P. Trzcinski<sup>142</sup>, B.A. Trzeciak<sup>63</sup>, T. Tsuji<sup>132</sup>, A. Tumkin<sup>108</sup>, R. Turrisi<sup>56</sup>, T.S. Tveter<sup>20</sup>, K. Ullaland<sup>21</sup>, E.N. Umaka<sup>125</sup>, A. Uras<sup>135</sup>, G.L. Usai<sup>23</sup>, A. Utrobicic<sup>98</sup>, M. Vala<sup>37</sup>, N. Valle<sup>139</sup>, S. Vallero<sup>58</sup>, N. van der Kolk<sup>63</sup>, L.V.R. van Doremalen<sup>63</sup>, M. van Leeuwen<sup>63</sup>, P. Vande Vyvre<sup>33</sup>, D. Varga<sup>145</sup>, Z. Varga<sup>145</sup>, M. Varga-Kofarago<sup>145</sup>, A. Vargas<sup>44</sup>, M. Vasileiou<sup>83</sup>, A. Vasiliev<sup>87</sup>, O. Vázquez Doce<sup>104,117</sup>, V. Vechernin<sup>112</sup>, A.M. Veen<sup>63</sup>, E. Vercellin<sup>25</sup>, S. Vergara Limón<sup>44</sup>, L. Vermunt<sup>63</sup>, R. Vernet<sup>7</sup>, R. Vértesi<sup>145</sup>, L. Vickovic<sup>34</sup>, Z. Vilakazi<sup>131</sup>, O. Villalobos Baillie<sup>110</sup>, A. Villatoro Tello<sup>44</sup>, G. VINO<sup>52</sup>, A. Vinogradov<sup>87</sup>, T. Virgili<sup>29</sup>, V. Vislavicius<sup>88</sup>, A. Vodopyanov<sup>75</sup>, B. Volkel<sup>33</sup>, M.A. Völkl<sup>102</sup>, K. Voloshin<sup>91</sup>, S.A. Voloshin<sup>143</sup>, G. Volpe<sup>32</sup>, B. von Haller<sup>33</sup>, I. Vorobyev<sup>104</sup>, D. Voscek<sup>116</sup>, J. Vrláková<sup>37</sup>, B. Wagner<sup>21</sup>, M. Weber<sup>113</sup>, S.G. Weber<sup>144</sup>, A. Wegrzynek<sup>33</sup>, D.F. Weiser<sup>103</sup>, S.C. Wenzel<sup>33</sup>, J.P. Wessels<sup>144</sup>, J. Wiechula<sup>68</sup>, J. Wikne<sup>20</sup>, G. Wilk<sup>84</sup>, J. Wilkinson<sup>10,53</sup>, G.A. Willems<sup>33</sup>, E. Willsher<sup>110</sup>, B. Windelband<sup>103</sup>, M. Winn<sup>137</sup>, W.E. Witt<sup>130</sup>, Y. Wu<sup>128</sup>, R. Xu<sup>6</sup>, S. Yalcin<sup>77</sup>, K. Yamakawa<sup>45</sup>, S. Yang<sup>21</sup>, S. Yano<sup>137</sup>, Z. Yin<sup>6</sup>, H. Yokoyama<sup>63</sup>, I.-K. Yoo<sup>17</sup>, J.H. Yoon<sup>60</sup>, S. Yuan<sup>21</sup>, A. Yuncu<sup>103</sup>, V. Yurchenko<sup>2</sup>, V. Zaccolo<sup>24</sup>, A. Zaman<sup>14</sup>, C. Zampolli<sup>33</sup>, H.J.C. Zanoli<sup>63</sup>, N. Zardoshti<sup>33</sup>, A. Zarochentsev<sup>112</sup>, P. Závada<sup>66</sup>, N. Zaviyalov<sup>108</sup>, H. Zbroszczyk<sup>142</sup>, M. Zhalov<sup>97</sup>, S. Zhang<sup>39</sup>, X. Zhang<sup>6</sup>, Z. Zhang<sup>6</sup>, V. Zherebchevskii<sup>112</sup>, D. Zhou<sup>6</sup>, Y. Zhou<sup>88</sup>, Z. Zhou<sup>21</sup>, J. Zhu<sup>6,106</sup>, Y. Zhu<sup>6</sup>, A. Zichichi<sup>10,26</sup>, M.B. Zimmermann<sup>33</sup>, G. Zinovjev<sup>2</sup>, N. Zurlo<sup>140</sup>,

## Affiliation notes

<sup>i</sup> Deceased

<sup>ii</sup> Dipartimento DET del Politecnico di Torino, Turin, Italy

<sup>iii</sup> M.V. Lomonosov Moscow State University, D.V. Skobeltsyn Institute of Nuclear, Physics, Moscow, Russia

<sup>iv</sup> Department of Applied Physics, Aligarh Muslim University, Aligarh, India

<sup>v</sup> Institute of Theoretical Physics, University of Wrocław, Poland

## Collaboration Institutes

<sup>1</sup> A.I. Alikhanyan National Science Laboratory (Yerevan Physics Institute) Foundation, Yerevan, Armenia

<sup>2</sup> Bogolyubov Institute for Theoretical Physics, National Academy of Sciences of Ukraine, Kiev, Ukraine

<sup>3</sup> Bose Institute, Department of Physics and Centre for Astroparticle Physics and Space Science (CAPSS), Kolkata, India

<sup>4</sup> Budker Institute for Nuclear Physics, Novosibirsk, Russia

<sup>5</sup> California Polytechnic State University, San Luis Obispo, California, United States

<sup>6</sup> Central China Normal University, Wuhan, China

<sup>7</sup> Centre de Calcul de l'IN2P3, Villeurbanne, Lyon, France

<sup>8</sup> Centro de Aplicaciones Tecnológicas y Desarrollo Nuclear (CEADEN), Havana, Cuba

<sup>9</sup> Centro de Investigación y de Estudios Avanzados (CINVESTAV), Mexico City and Mérida, Mexico

- 10 Centro Fermi - Museo Storico della Fisica e Centro Studi e Ricerche “Enrico Fermi”, Rome, Italy
- 11 Chicago State University, Chicago, Illinois, United States
- 12 China Institute of Atomic Energy, Beijing, China
- 13 Comenius University Bratislava, Faculty of Mathematics, Physics and Informatics, Bratislava, Slovakia
- 14 COMSATS University Islamabad, Islamabad, Pakistan
- 15 Creighton University, Omaha, Nebraska, United States
- 16 Department of Physics, Aligarh Muslim University, Aligarh, India
- 17 Department of Physics, Pusan National University, Pusan, Republic of Korea
- 18 Department of Physics, Sejong University, Seoul, Republic of Korea
- 19 Department of Physics, University of California, Berkeley, California, United States
- 20 Department of Physics, University of Oslo, Oslo, Norway
- 21 Department of Physics and Technology, University of Bergen, Bergen, Norway
- 22 Dipartimento di Fisica dell’Università ‘La Sapienza’ and Sezione INFN, Rome, Italy
- 23 Dipartimento di Fisica dell’Università and Sezione INFN, Cagliari, Italy
- 24 Dipartimento di Fisica dell’Università and Sezione INFN, Trieste, Italy
- 25 Dipartimento di Fisica dell’Università and Sezione INFN, Turin, Italy
- 26 Dipartimento di Fisica e Astronomia dell’Università and Sezione INFN, Bologna, Italy
- 27 Dipartimento di Fisica e Astronomia dell’Università and Sezione INFN, Catania, Italy
- 28 Dipartimento di Fisica e Astronomia dell’Università and Sezione INFN, Padova, Italy
- 29 Dipartimento di Fisica ‘E.R. Caianiello’ dell’Università and Gruppo Collegato INFN, Salerno, Italy
- 30 Dipartimento DISAT del Politecnico and Sezione INFN, Turin, Italy
- 31 Dipartimento di Scienze e Innovazione Tecnologica dell’Università del Piemonte Orientale and INFN Sezione di Torino, Alessandria, Italy
- 32 Dipartimento Interateneo di Fisica ‘M. Merlin’ and Sezione INFN, Bari, Italy
- 33 European Organization for Nuclear Research (CERN), Geneva, Switzerland
- 34 Faculty of Electrical Engineering, Mechanical Engineering and Naval Architecture, University of Split, Split, Croatia
- 35 Faculty of Engineering and Science, Western Norway University of Applied Sciences, Bergen, Norway
- 36 Faculty of Nuclear Sciences and Physical Engineering, Czech Technical University in Prague, Prague, Czech Republic
- 37 Faculty of Science, P.J. Šafárik University, Košice, Slovakia
- 38 Frankfurt Institute for Advanced Studies, Johann Wolfgang Goethe-Universität Frankfurt, Frankfurt, Germany
- 39 Fudan University, Shanghai, China
- 40 Gangneung-Wonju National University, Gangneung, Republic of Korea
- 41 Gauhati University, Department of Physics, Guwahati, India
- 42 Helmholtz-Institut für Strahlen- und Kernphysik, Rheinische Friedrich-Wilhelms-Universität Bonn, Bonn, Germany
- 43 Helsinki Institute of Physics (HIP), Helsinki, Finland
- 44 High Energy Physics Group, Universidad Autónoma de Puebla, Puebla, Mexico
- 45 Hiroshima University, Hiroshima, Japan
- 46 Hochschule Worms, Zentrum für Technologietransfer und Telekommunikation (ZTT), Worms, Germany
- 47 Horia Hulubei National Institute of Physics and Nuclear Engineering, Bucharest, Romania
- 48 Indian Institute of Technology Bombay (IIT), Mumbai, India
- 49 Indian Institute of Technology Indore, Indore, India
- 50 Indonesian Institute of Sciences, Jakarta, Indonesia
- 51 INFN, Laboratori Nazionali di Frascati, Frascati, Italy
- 52 INFN, Sezione di Bari, Bari, Italy
- 53 INFN, Sezione di Bologna, Bologna, Italy
- 54 INFN, Sezione di Cagliari, Cagliari, Italy
- 55 INFN, Sezione di Catania, Catania, Italy
- 56 INFN, Sezione di Padova, Padova, Italy
- 57 INFN, Sezione di Roma, Rome, Italy
- 58 INFN, Sezione di Torino, Turin, Italy
- 59 INFN, Sezione di Trieste, Trieste, Italy
- 60 Inha University, Incheon, Republic of Korea

- 61 Institut de Physique Nucléaire d'Orsay (IPNO), Institut National de Physique Nucléaire et de Physique des Particules (IN2P3/CNRS), Université de Paris-Sud, Université Paris-Saclay, Orsay, France
- 62 Institute for Nuclear Research, Academy of Sciences, Moscow, Russia
- 63 Institute for Subatomic Physics, Utrecht University/Nikhef, Utrecht, Netherlands
- 64 Institute of Experimental Physics, Slovak Academy of Sciences, Košice, Slovakia
- 65 Institute of Physics, Homi Bhabha National Institute, Bhubaneswar, India
- 66 Institute of Physics of the Czech Academy of Sciences, Prague, Czech Republic
- 67 Institute of Space Science (ISS), Bucharest, Romania
- 68 Institut für Kernphysik, Johann Wolfgang Goethe-Universität Frankfurt, Frankfurt, Germany
- 69 Instituto de Ciencias Nucleares, Universidad Nacional Autónoma de México, Mexico City, Mexico
- 70 Instituto de Física, Universidade Federal do Rio Grande do Sul (UFRGS), Porto Alegre, Brazil
- 71 Instituto de Física, Universidad Nacional Autónoma de México, Mexico City, Mexico
- 72 iThemba LABS, National Research Foundation, Somerset West, South Africa
- 73 Jeonbuk National University, Jeonju, Republic of Korea
- 74 Johann-Wolfgang-Goethe Universität Frankfurt Institut für Informatik, Fachbereich Informatik und Mathematik, Frankfurt, Germany
- 75 Joint Institute for Nuclear Research (JINR), Dubna, Russia
- 76 Korea Institute of Science and Technology Information, Daejeon, Republic of Korea
- 77 KTO Karatay University, Konya, Turkey
- 78 Laboratoire de Physique Subatomique et de Cosmologie, Université Grenoble-Alpes, CNRS-IN2P3, Grenoble, France
- 79 Lawrence Berkeley National Laboratory, Berkeley, California, United States
- 80 Lund University Department of Physics, Division of Particle Physics, Lund, Sweden
- 81 Nagasaki Institute of Applied Science, Nagasaki, Japan
- 82 Nara Women's University (NWU), Nara, Japan
- 83 National and Kapodistrian University of Athens, School of Science, Department of Physics, Athens, Greece
- 84 National Centre for Nuclear Research, Warsaw, Poland
- 85 National Institute of Science Education and Research, Homi Bhabha National Institute, Jatni, India
- 86 National Nuclear Research Center, Baku, Azerbaijan
- 87 National Research Centre Kurchatov Institute, Moscow, Russia
- 88 Niels Bohr Institute, University of Copenhagen, Copenhagen, Denmark
- 89 Nikhef, National institute for subatomic physics, Amsterdam, Netherlands
- 90 NRC Kurchatov Institute IHEP, Protvino, Russia
- 91 NRC Kurchatov Institute - ITEP, Moscow, Russia
- 92 NRNU Moscow Engineering Physics Institute, Moscow, Russia
- 93 Nuclear Physics Group, STFC Daresbury Laboratory, Daresbury, United Kingdom
- 94 Nuclear Physics Institute of the Czech Academy of Sciences, Řež u Prahy, Czech Republic
- 95 Oak Ridge National Laboratory, Oak Ridge, Tennessee, United States
- 96 Ohio State University, Columbus, Ohio, United States
- 97 Petersburg Nuclear Physics Institute, Gatchina, Russia
- 98 Physics department, Faculty of science, University of Zagreb, Zagreb, Croatia
- 99 Physics Department, Panjab University, Chandigarh, India
- 100 Physics Department, University of Jammu, Jammu, India
- 101 Physics Department, University of Rajasthan, Jaipur, India
- 102 Physikalisches Institut, Eberhard-Karls-Universität Tübingen, Tübingen, Germany
- 103 Physikalisches Institut, Ruprecht-Karls-Universität Heidelberg, Heidelberg, Germany
- 104 Physik Department, Technische Universität München, Munich, Germany
- 105 Politecnico di Bari, Bari, Italy
- 106 Research Division and ExtreMe Matter Institute EMMI, GSI Helmholtzzentrum für Schwerionenforschung GmbH, Darmstadt, Germany
- 107 Rudjer Bošković Institute, Zagreb, Croatia
- 108 Russian Federal Nuclear Center (VNIIEF), Sarov, Russia
- 109 Saha Institute of Nuclear Physics, Homi Bhabha National Institute, Kolkata, India
- 110 School of Physics and Astronomy, University of Birmingham, Birmingham, United Kingdom
- 111 Sección Física, Departamento de Ciencias, Pontificia Universidad Católica del Perú, Lima, Peru

- 112 St. Petersburg State University, St. Petersburg, Russia
- 113 Stefan Meyer Institut für Subatomare Physik (SMI), Vienna, Austria
- 114 SUBATECH, IMT Atlantique, Université de Nantes, CNRS-IN2P3, Nantes, France
- 115 Suranaree University of Technology, Nakhon Ratchasima, Thailand
- 116 Technical University of Košice, Košice, Slovakia
- 117 Technische Universität München, Excellence Cluster 'Universe', Munich, Germany
- 118 The Henryk Niewodniczanski Institute of Nuclear Physics, Polish Academy of Sciences, Cracow, Poland
- 119 The University of Texas at Austin, Austin, Texas, United States
- 120 Universidad Autónoma de Sinaloa, Culiacán, Mexico
- 121 Universidade de São Paulo (USP), São Paulo, Brazil
- 122 Universidade Estadual de Campinas (UNICAMP), Campinas, Brazil
- 123 Universidade Federal do ABC, Santo Andre, Brazil
- 124 University of Cape Town, Cape Town, South Africa
- 125 University of Houston, Houston, Texas, United States
- 126 University of Jyväskylä, Jyväskylä, Finland
- 127 University of Liverpool, Liverpool, United Kingdom
- 128 University of Science and Technology of China, Hefei, China
- 129 University of South-Eastern Norway, Tonsberg, Norway
- 130 University of Tennessee, Knoxville, Tennessee, United States
- 131 University of the Witwatersrand, Johannesburg, South Africa
- 132 University of Tokyo, Tokyo, Japan
- 133 University of Tsukuba, Tsukuba, Japan
- 134 Université Clermont Auvergne, CNRS/IN2P3, LPC, Clermont-Ferrand, France
- 135 Université de Lyon, Université Lyon 1, CNRS/IN2P3, IPN-Lyon, Villeurbanne, Lyon, France
- 136 Université de Strasbourg, CNRS, IPHC UMR 7178, F-67000 Strasbourg, France, Strasbourg, France
- 137 Université Paris-Saclay Centre d'Etudes de Saclay (CEA), IRFU, Département de Physique Nucléaire (DPhN), Saclay, France
- 138 Università degli Studi di Foggia, Foggia, Italy
- 139 Università degli Studi di Pavia, Pavia, Italy
- 140 Università di Brescia, Brescia, Italy
- 141 Variable Energy Cyclotron Centre, Homi Bhabha National Institute, Kolkata, India
- 142 Warsaw University of Technology, Warsaw, Poland
- 143 Wayne State University, Detroit, Michigan, United States
- 144 Westfälische Wilhelms-Universität Münster, Institut für Kernphysik, Münster, Germany
- 145 Wigner Research Centre for Physics, Budapest, Hungary
- 146 Yale University, New Haven, Connecticut, United States
- 147 Yonsei University, Seoul, Republic of Korea