



CERN-EP-2020-252
4 January 2021

First measurement of coherent ρ^0 photoproduction in ultra-peripheral Xe–Xe collisions at $\sqrt{s_{\text{NN}}} = 5.44$ TeV

ALICE Collaboration*

Abstract

The first measurement of the coherent photoproduction of ρ^0 vector mesons in ultra-peripheral Xe–Xe collisions at $\sqrt{s_{\text{NN}}} = 5.44$ TeV is presented. This result, together with previous γp and $\gamma\text{--Pb}$ measurements, describes the atomic number (A) dependence of this process, which is particularly sensitive to nuclear shadowing effects and to the approach to the black-disc limit of QCD at a semi-hard scale. The cross section of the $\text{Xe} + \text{Xe} \rightarrow \rho^0 + \text{Xe} + \text{Xe}$ process, measured at midrapidity through the decay channel $\rho^0 \rightarrow \pi^+ \pi^-$, is found to be $d\sigma/dy = 131.5 \pm 5.6(\text{stat.})_{-16.9}^{+17.5}(\text{syst.})$ mb. The ratio of the continuum to resonant contributions for the production of pion pairs is also measured. In addition, the fraction of events accompanied by electromagnetic dissociation of either one or both colliding nuclei is reported. The dependence on A of cross section for the coherent ρ^0 photoproduction at a centre-of-mass energy per nucleon of the γA system of $W_{\gamma A, n} = 65$ GeV is found to be consistent with a power-law behaviour $\sigma(\gamma A \rightarrow \rho^0 A) \propto A^\alpha$ with a slope $\alpha = 0.96 \pm 0.02(\text{syst.})$. This slope signals important shadowing effects, but it is still far from the behaviour expected in the black-disc limit.

arXiv:2101.02581v1 [nucl-ex] 7 Jan 2021

1 Introduction

The Large Hadron Collider (LHC) is a source of photon-induced processes. The electromagnetic fields of the relativistic particles are strongly contracted allowing for their interpretation as a flux of quasi-real photons, which interact with the particles travelling in the opposite direction. When the impact parameter of the collision is larger than the sum of the radii of the incoming particles, purely strong interactions are suppressed due to the short range of this force and photon-induced processes dominate. These are ultra-peripheral collisions (UPCs) [1–3].

Among all the possible processes in UPC, the coherent production of vector mesons stands out due to the large associated cross sections and the cleanliness of its experimental signature: the quasi-real photon interacts with the coherent QCD field of the other incoming particle to produce only a vector meson. Due to the coherence condition, the average transverse momentum of the vector meson, $\langle p_T \rangle$, is related to the transverse size of the nucleus R_A as $\langle p_T \rangle \sim \hbar/R_A$ [1], yielding $\langle p_T \rangle \sim 37$ (30) MeV/ c for a Xe (Pb) nucleus. A related process is the incoherent production where the photon interacts with a nucleon in the nucleus, which implies a larger average transverse momentum of the produced vector meson. In addition, secondary electromagnetic interactions of the colliding nuclei may excite one or both of them and upon de-excitation produce neutrons at beam rapidities [4]. This effect depends on the square of the electric charge of the nucleus, so it is expected to be substantially weaker for Xe than for Pb.

One of the photoproduction processes with the largest cross section is the production of a ρ^0 vector meson, which offers the opportunity to study the approach to the black-disc limit of QCD with a semi-hard scale [5]. This process has been extensively studied at the Relativistic Heavy Ion Collider (RHIC) in Au–Au, and at the LHC in Pb–Pb UPC. Measurements at RHIC were performed by the STAR Collaboration at centre-of-mass energies per nucleon pair ($\sqrt{s_{NN}}$) of 62.4 GeV [6], 130 GeV [7], and 200 GeV [8], while the studies at the LHC by the ALICE Collaboration were carried out at 2.76 TeV [9] and 5.02 TeV [10]. All measurements were performed at midrapidity. At the time of the first experimental results, the model predictions of the cross section varied by a factor of around two. The availability of new and more precise data motivated an improvement of the different theoretical approaches, which in general are now closer to data [10]. The situation, although better than a few years ago, still calls for more data to improve our understanding of this process. Furthermore, the coherent production of a ρ^0 vector meson off a nucleus allows for the study of shadowing, the experimental fact that the nuclear structure functions are suppressed compared to the superposition of those of their constituent nucleons [11]. This phenomenon is expected to depend on the atomic number A of the nucleus so measurements for different values of A offer another tool to test our understanding of shadowing at high energies and semi-hard scales.

In collisions of two heavy ions with atomic number A , either nucleus can be a source of photons, which results in two contributions to the cross section. At midrapidity both contributions are the same, but at forward rapidities one corresponds to a high-energy photon while the other to a low-energy photon. If one could disentangle both contributions it would be possible to study in the same experiment the energy dependence of the process, allowing for the study of the energy dependence of the underlying QCD dynamics. Two techniques have been put forward to this end [12, 13]. The first one make use of UPCs and peripheral collisions. The one described in Ref. [13] proposes to classify the measured events depending on the presence of the beam-rapidity neutrons mentioned earlier, and use these different cross sections to disentangle the low and high energy contributions. Measurements at midrapidity are ideal to test this proposal because both contributions are the same, so the measured cross sections can be unambiguously compared with models predicting the neutron emission probability. ALICE can measure beam-rapidity neutrons at both sides of the nominal interaction point. The sides are called A and C, with the latter one hosting the ALICE muon spectrometer [14]. ALICE has previously reported [10] the cross section for the coherent production of ρ^0 vector mesons in Pb–Pb UPC for events with no beam-rapidity neutrons (0n0n, where the first 0n refers to the A-side and the second to the C-side), with

one or more neutrons in one side only ($0nXn+Xn0n$), or in both sides ($XnXn$). The comparison of the corresponding cross section fractions with calculations of the emission of beam-rapidity neutrons based on the STARlight [15, 16] and $\mathbf{n}_0\mathbf{n}$ [17] models suggests that the method works, but it is important to test it further, for example with the large data sets expected from the LHC Run 3 and 4 [18].

In this letter, the first measurement of the coherent photoproduction of ρ^0 vector mesons in Xe—Xe UPCs at $\sqrt{s_{NN}} = 5.44$ TeV is presented. The cross section of this process is measured at midrapidity through the decay channel $\rho^0 \rightarrow \pi^+\pi^-$. The ratio of the continuum to resonant contributions for the production of pion pairs is also measured. In addition, the fraction of events in the $0n0n$, $0nXn+Xn0n$, and $XnXn$ classes are reported. Finally, using data from HERA and from Pb—Pb UPC collisions measured by ALICE, the A dependence of the cross section is studied at a centre-of-mass energy per nucleon of the γA system of $W_{\gamma A, n} = 65$ GeV.

2 Experimental set-up

During a 6-hour pilot run in October 2017, the LHC collided xenon nuclei for the first time. These collisions took place at $\sqrt{s_{NN}} = 5.44$ TeV. A complete description of the ALICE detector and its performance can be found in Ref. [14, 19]; here, just a brief description of the systems involved in the measurement is given.

The decay products of the ρ^0 vector meson are measured in the central-barrel region of ALICE with the ITS and TPC detectors. The ALICE Inner Tracking System (ITS) [20] is made of six layers of silicon sensors. Each layer has a cylindrical geometry concentric around the beam line. Three different technologies are used: pixel, drift and strip sensors. Each technology is used in two consecutive layers. All six layers are used for tracking in this analysis. The Time-Projection Chamber (TPC) [21] surrounds the ITS. It is a large cylindrical gas detector with a central membrane at high voltage and two readout planes, composed of multiwire proportional chambers, at the end caps. It is the main tracking detector and it also offers particle identification through the measurement of ionisation energy loss. The TPC and ITS cover a pseudorapidity interval $|\eta| < 0.9$ and the full azimuth; they are situated inside a large solenoid magnet which in Xe—Xe collisions provided a $B = 0.2$ T field.

The neutrons at beam rapidity are measured by two neutron zero-degree calorimeters, ZNA and ZNC, located at ± 112.5 m from the nominal interaction point along the beam line and covering the pseudorapidity range $|\eta| > 8.8$ [19]. The energy resolution for single neutrons is around 20% which allows measuring of events with either zero or a few neutrons at beam rapidities.

The trigger used the Silicon Pixel Detector (SPD), the Time-of-Flight detector (TOF) and the V0 detectors. The SPD forms the two innermost layers of the ITS, covering pseudorapidity ranges $|\eta| < 2$ and $|\eta| < 1.4$, respectively. The SPD has about 10^7 pixels which are read out by 400 (800) chips in the inner (outer) layer. Each of the readout chips fires a trigger if at least one of its pixels has a signal. TOF surrounds the TPC and matches its pseudorapidity coverage. The TOF is a large cylindrical barrel of multigap resistive plate chambers with some 1.5×10^5 readout channels arranged in 1608 pads that are capable of triggering [22]. The V0 [23] is a set of two arrays made of 32 scintillator cells each. The arrays cover the pseudorapidity ranges $-3.7 < \eta < -1.7$ and $2.8 < \eta < 5.1$, respectively. The time resolution of the V0 is better than 500 ps and provides a trigger if it registers a signal. The trigger requires at least two hits in the inner and in the outer layer of the SPD, at least two pads fired in TOF and no signal in the V0.

The determination of the luminosity is based on reference trigger counts in the V0 detector, while the reference trigger cross section is derived from estimates based on a Glauber model [24]. For xenon the following values are used: $A = 129$, the radius of the nuclear-charge distribution $r = (5.36 \pm 0.1)$ fm, a skin depth of (0.59 ± 0.07) fm, and a deformation parameter $\beta^2 = 0.18 \pm 0.02$ [25]. The integrated

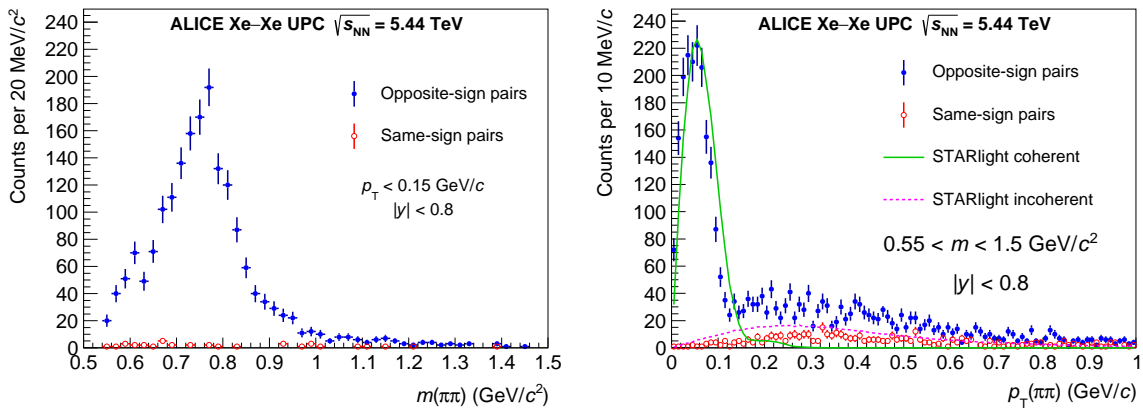


Figure 1: (Colour online) Uncorrected invariant mass (left) and transverse momentum (right) distribution of selected candidates. Also shown are track pairs that have the same electric charge and fulfil all other requirements. The STARlight templates for coherent and incoherent production are normalised to the corresponding luminosity of data.

luminosity used in this analysis is $(279.5 \pm 29.9) \text{ mb}^{-1}$, where the quoted uncertainty is systematic and is described later.

3 Analysis procedure

3.1 Event selection

Events are selected for the analysis if (i) the trigger described above is active, (ii) there are no signals in the V0 detectors as determined by an offline selection, and (iii) they have exactly two tracks.

Offline, a more refined algorithm to quantify the V0 timing signal is used, consisting of a larger time window. For this reason, this analysis requires the V0 offline reconstruction for selecting events.

The tracks are required to have contributions from both the ITS and the TPC. Both layers of the SPD have to have a signal associated both to the track and to a SPD trigger signal, the tracks should also have at least 50 (out of 159) space points reconstructed by the TPC. Both tracks are required to be fully within the acceptance of the detector ($|\eta_{\text{trk}}| < 0.8$). They have to originate from a primary vertex whose coordinate along the beam line fulfils $|z_{\text{trk}}| < 10 \text{ cm}$, and their associated electric charge should be of opposite sign. Particle identification of a track is determined by the number of standard deviations (n_σ) by which the energy loss measurement deviates from the pion hypothesis. The quadratic sum of $n_{\sigma_{1,2}}$ for the π^+ and π^- candidates has to be less than five squared ($n_{\sigma_1}^2 + n_{\sigma_2}^2 < 5^2$). Finally, the transverse momentum of the pion pair has to be less than $0.15 \text{ GeV}/c$. After the aforementioned selections, 1827 events remain in the data sample.

Figure 1 shows the distributions of the invariant mass of the pion pairs as well as their transverse momentum. In addition, the figure also shows the corresponding distribution of an alternate data sample obtained by applying all the criteria described above except that the electric charge associated to both tracks has to be of the same sign. The mass distribution shows a clear signal of a ρ^0 vector meson over a very small background represented by the same-sign distribution. The transverse momentum distribution shows a pronounced peak at values of few tens of MeV/c as expected by coherent production accompanied by a tail towards larger momenta produced by incoherent production and the small remaining hadronic background.

The presence of one or more neutrons at beam rapidity is determined by using the timing capabilities of the ZNA and ZNC which allow for the selection of events with a signal within $\pm 2 \text{ ns}$ from the time

expected for neutrons produced in the interaction.

3.2 Signal extraction

A Monte Carlo (MC) sample of pion pairs from continuum and ρ^0 resonant production, generated with the STARlight program [16], is used to extract mass-dependent efficiency correction factors to account for the acceptance and the efficiency of the detector and the selection criteria. All events in this sample are passed by a detailed simulation of the ALICE apparatus and subjected to the same analysis procedure as in data. The correction factor at each mass of the pion pair is used to correct the mass distribution shown in Fig. 1. The correction factor increases from about 0.025 at 550 MeV/c² to 0.055 at 1.1 GeV/c². The number of ρ^0 vector mesons is extracted from the corrected invariant mass distribution normalised by the luminosity of the sample and after applying other corrections, described below, to take into account pile-up and the contribution from incoherent events.

The corrected mass distribution is fitted to a model describing the resonant and continuum production of pion pairs according to the Söding prescription [26] and a term M that takes into account the contribution of the $\gamma\gamma \rightarrow \mu^+\mu^-$ process:

$$\frac{d\sigma}{dm dy} = |A \times BW_\rho + B|^2 + M. \quad (1)$$

Here A is the normalisation factor of the ρ^0 Breit–Wigner (BW_ρ) function, and B is the non-resonant amplitude. The relativistic Breit–Wigner function of the ρ^0 vector meson is

$$BW_\rho = \frac{\sqrt{m \times m_{\rho^0} \times \Gamma(m)}}{m^2 - m_{\rho^0}^2 + im_{\rho^0} \times \Gamma(m)}, \quad (2)$$

where m_{ρ^0} is the pole mass of the ρ^0 vector meson. The mass-dependent width $\Gamma(m)$ is given by

$$\Gamma(m) = \Gamma(m_{\rho^0}) \times \frac{m_{\rho^0}}{m} \times \left(\frac{m^2 - 4m_\pi^2}{m_{\rho^0}^2 - m_\pi^2} \right)^{3/2}, \quad (3)$$

with $\Gamma(m_{\rho^0})$ the width of the ρ^0 vector meson and m_π the mass of the pion [27]. The shape of $\gamma\gamma \rightarrow \mu^+\mu^-$ process M is taken from STARlight and passed through the same selection procedure as data. The fitted parameters are A , B and M , the mass and width of the ρ^0 were fixed to the PDG values [28].

An example fit of data with this model is shown in Fig. 2, where a clear resonance structure is seen in data and decomposed by the fit into a small background contribution, the contribution of the continuum production of pion pairs, the interference term, and the ρ^0 signal.

3.3 Systematic uncertainties

The contributions to the systematic uncertainty are listed in Table 1 and discussed one by one in the following paragraphs. The total uncertainty is obtained as the quadratic sum of the various contributions.

The signal extraction procedure is performed many times by varying the lower and upper limit of the fit range as well as the bin width. The variations are within 0.55 to 0.65 GeV/c², 0.9 to 1.4 GeV/c², and 10 to 50 MeV/c², respectively. The average value of the pole mass for the ρ^0 vector meson as well as its width are found to agree with the value reported by the Particle Data Group [28]. As the precision of our data sample is limited, the values for the pole mass and width of the ρ^0 vector meson are then fixed to the values measured in the ρ^0 photoproduction process [28] and the signal extraction procedure is repeated. The standard deviation of the distribution of extracted number of ρ^0 vector mesons from all the different fits is considered as a systematic uncertainty, while the mean is taken as the signal. The mean of all statistical uncertainties is taken as the statistical uncertainty. Fits are performed using a log-likelihood as

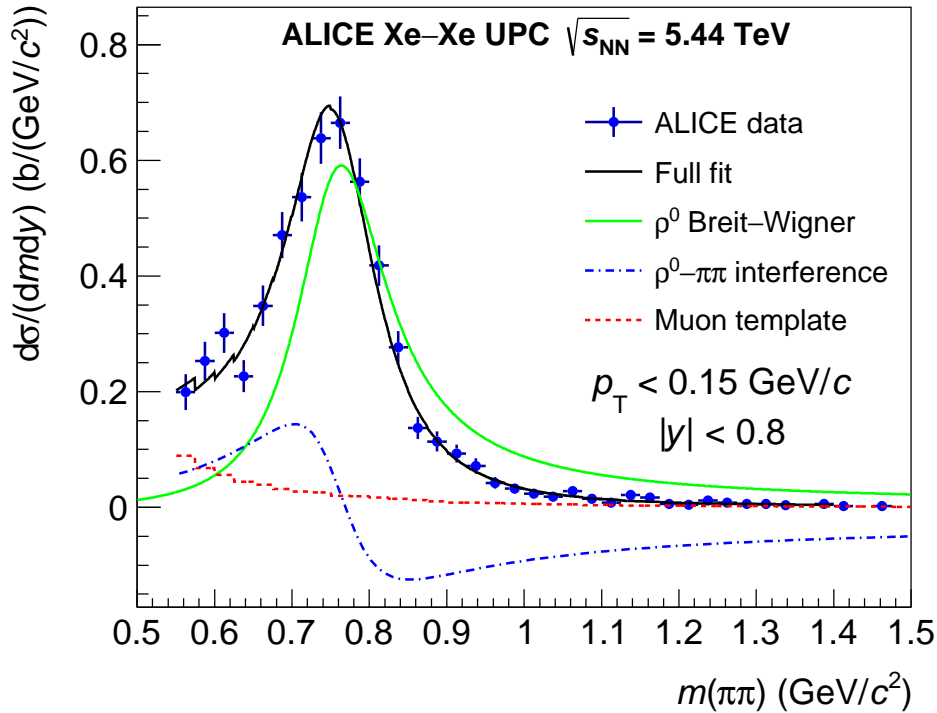


Figure 2: (Colour online) Invariant mass distribution of pion pairs with the different components of the fit represented by lines. The number of ρ^0 candidates is integrated over the resonant Breit–Wigner part (green, full line), the interference term between A and B of Eq. (1) is shown by the dash-dotted blue line and the muon template M (red, dashed line) is taken from STARlight. See text for more details.

Table 1: Summary of the systematic uncertainties for the measured cross section. See text for details.

Source	Uncertainty
Variations to the fit procedure	$\pm 2.5\%$
Ross–Stodolsky fit model	$+3.5\%$
Acceptance and efficiency	$\pm 0.5\%$
Track selection	$\pm 3.0\%$
Track ITS–TPC matching	$\pm 4.0\%$
SPD trigger-to-track matching	$\pm 2.0\%$
TOF trigger efficiencies	$\pm 2.8\%$
Vertex selection	$\pm 1.5\%$
Incoherent contribution	$\pm 2.0\%$
Pile-up	$\pm 1.0\%$
Muon background ($\gamma\gamma \rightarrow \mu^+\mu^-$)	$^{+(0.5)}_{-(0.2)}\%$
Electromagnetic dissociation	$\pm 0.2\%$
Luminosity	$\pm 10.7\%$
Total	$^{+(13.3)}_{-(12.8)}\%$

well as a χ^2 approach; both producing the same results. The systematic uncertainty of the cross section from those variations amounts to 2.5%.

The Ross–Stodolsky prescription [29] is used as an alternative model to fit the resonance and continuum contribution, which results in a yield systematically higher by 3.5%. Pure MC studies, where signal is generated with a Södging function and fitted with a Ross–Stodolsky model, and vice versa, show a

similar behaviour. As the underlying distribution is not known, this difference is taken as a systematic uncertainty.

Two MC samples are used to account for the acceptance and efficiency correction. One simulates only the Breit–Wigner distribution for a pure ρ^0 signal and the other includes the effect of the pion-pair continuum. The full variation of 0.5% on the cross section obtained by using these two samples is considered a systematic uncertainty.

All the analysis steps are repeated by varying the tracking selection criteria within reasonable values. In particular, a test is performed where events with tracks in some parts of the detector, known to have reduced performance, are rejected. The full variation of the results amounts to 3% and it is taken as a systematic uncertainty. Likewise for the uncertainty when matching track segments in the ITS to their counterparts in the TPC. This uncertainty amounts to 4%.

The matching of the SPD signal in the tracks to SPD trigger signal is studied by comparing its effect in data with that in MC. A discrepancy of 2.0% is found and assigned as a systematic uncertainty. The uncertainty on the trigger efficiency of TOF is obtained by comparing the acceptance-times-efficiency correction obtained from MC under different assumptions and assigning the full 2.8% difference.

There is a small discrepancy between data and the MC description of the coordinate of the interaction vertex along the beam line for collisions happening ± 10 cm and more beyond the nominal interaction point. The full difference in the cross section when retaining (or not) events beyond ± 10 cm is found to be $\pm 1.5\%$ and assigned as a systematic uncertainty.

The contribution from incoherent production of ρ^0 vector mesons for the region $p_T < 0.15$ GeV/c is determined by fitting the corresponding template from STARlight to the transverse momentum distribution in a range from 0.15 to 1.0 GeV/c and extrapolating to the region covered by the measurement. The fit is repeated many times varying the fit ranges, within the stated interval, and the bin widths. The mean of the results from these fits amounts to 10.2% and it is subtracted from the cross section. The standard deviation of all fits is taken as a systematic uncertainty ($\pm 2.0\%$). It is worth noting that the contribution from incoherent production varies across different classes. As the data sample of events with neutrons at beam rapidities is small, the incoherent contribution is estimated for the full $0nXn+Xn0n+XnXn$ sample. The incoherent background amounts to $(6.1 \pm 3.0(\text{syst.}))\%$ for the $0n0n$ and $(35.8 \pm 4.3(\text{syst.}))\%$ for the $0nXn+Xn0n+XnXn$ event classes, respectively. This is taken into account when computing the fractions of the cross section in each class reported below.

The V0 veto could be invalidated if this detector shows a signal which originates from a separate interaction, an effect called pile-up. Electromagnetic $e^+ + e^-$ pair production is the main source of these signals. The probability for pile-up is obtained from an unbiased sample triggered by the timing of expected bunch crossings at the interaction point surrounded by the ALICE detector. This probability is used, assuming a Poisson process, to correct for the events lost due to pile-up. The correction factor is 0.89 ± 0.01 ; the uncertainty from this procedure is taken as systematic uncertainty ($\pm 1.0\%$).

The statistical uncertainty of the $\gamma\gamma \rightarrow e^+e^-$ cross section in our previous measurement [30] is around 10% and within this precision it agrees with the prediction from STARlight. Changing the normalisation of the $\gamma\gamma \rightarrow \mu^+\mu^-$ template in the fit by $\pm 10\%$, produces a -0.2% and $+0.5\%$ systematic uncertainty on the extracted ρ^0 cross section.

Electromagnetic dissociation producing the beam-rapidity neutrons is accompanied on occasion by other charged particles [31]. These charged particles, if they hit the V0, may cause the event to be lost. The probability for this to happen is estimated to be $(1.7 \pm 0.2)\%$ using the unbiased sample just mentioned. The statistical precision of this procedure is taken as systematic uncertainty ($\pm 0.2\%$).

The uncertainty on the luminosity is determined by computing the prediction of the Glauber model

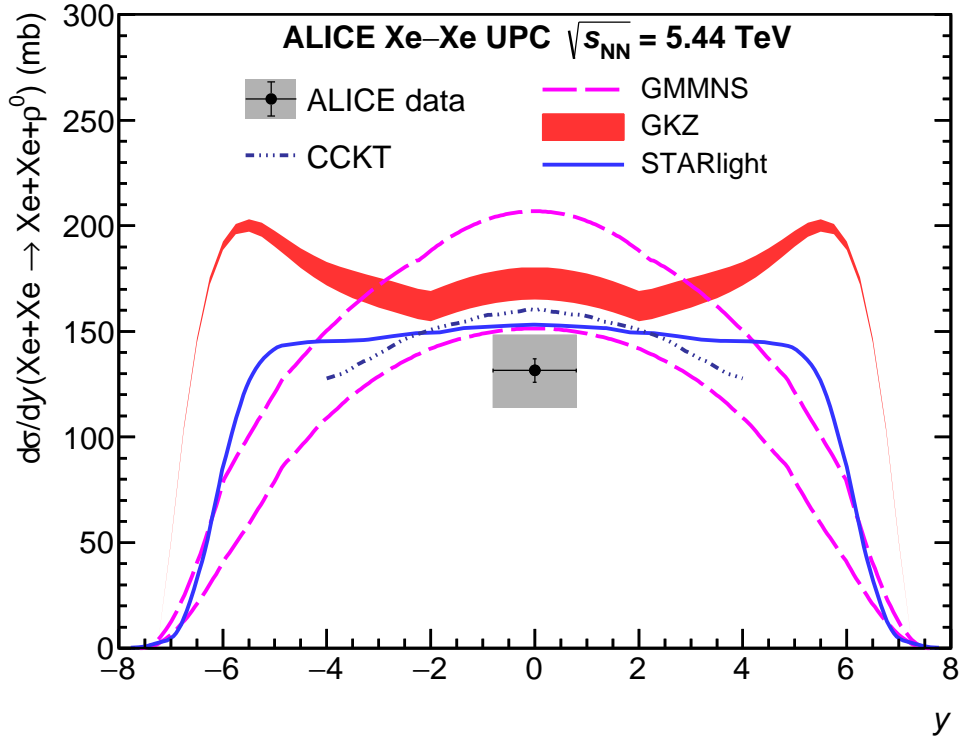


Figure 3: (Colour online) Cross section for the coherent photoproduction of ρ^0 vector mesons in Xe–Xe UPC. The lines show the predictions of the different models described in the text.

varying each parameter within their reported uncertainty. This is the dominant source of uncertainty in the measurement and amounts to 10.7%. It is worth noting that a variation in the normalisation of the M term in Eq. (1) within the $\pm 10\%$ uncertainty mentioned before produces a change in the cross section which is negligible with respect to the other effects already mentioned.

The extraction of fractions of the cross section in the $0n0n$, $0nXn+Xn0n$, and $XnXn$ classes is also affected by pile-up in the ZNA and ZNC and by the efficiency of these calorimeters to detected neutrons. The pile-up probabilities are $(0.47 \pm 0.02)\%$ and $(0.44 \pm 0.02)\%$, while the efficiencies are 0.91 ± 0.01 and 0.92 ± 0.02 for the ZNA and ZNC, respectively. The uncertainties in these numbers, along with the uncertainty on the subtraction of the incoherent contribution, are taken into account to obtain the uncertainty on the fractions quoted below.

4 Cross section results

The cross section for the coherent photoproduction of ρ^0 vector mesons in ultra-peripheral Xe–Xe collisions at $\sqrt{s_{NN}} = 5.44$ TeV measured at midrapidity is

$$\frac{d\sigma}{dy} = 131.5 \pm 5.6 \text{ (stat.)}_{-16.9}^{+17.5} \text{ (syst.) mb.} \quad (4)$$

Figure 3 shows the measured cross section and compares it with the prediction of the following models. STARlight [16], which is based on (i) a phenomenological description of existing data on exclusive production of ρ^0 vector mesons off protons, (ii) the optical theorem, and (iii) a Glauber-like eikonal formalism which neglects the elastic part of the elementary ρ^0 –nucleon cross section. The prediction by Guzey, Kryshen and Zhalov (GKZ) [32] relies on a modified vector dominance model, where hadronic fluctuations of the photon are taken into account according to the Gribov–Glauber model of nuclear shadowing; the band shows the variation on the predictions when varying the parameters of the model.

Table 2: Fraction of the cross section in each one of the classes defined by the presence or absence of beam-rapidity neutrons compared with the predictions from the $\mathbf{n}_0\mathbf{n}$ model [17]. The first uncertainty is statistical, the second comes from the variations in the ZNA and ZNC pile-up factors and efficiencies, while the third comes from the variation in the number of events which is dominated by the subtraction of incoherent contribution. See text for details.

Class	Measured fraction	$\mathbf{n}_0\mathbf{n}$ prediction
0n0n	$(90.46 \pm 0.70 \pm 0.17 \mp 0.68)\%$	92.4%
0nXn+Xn0n	$(8.48 \pm 0.66 \mp 0.13 \pm 0.64)\%$	6.9%
XnXn	$(1.07 \pm 0.25 \mp 0.04 \pm 0.07)\%$	0.7%

The model by Gonçalves et al. (GMMNS) [33] uses the colour dipole approach with amplitudes obtained from the IIM model [34] coupled to a Glauber prescription to go from the nucleon to the nuclear case. The two lines shown for GMMNS bracket the changes in their predictions when varying different ingredients of their model [33]. Finally, the model from Cepila et al. (CCKT) [35, 36] also uses the colour dipole approach, but in this case the structure of the nucleon in the transverse plane is described by so-called hot spots, regions of high gluonic density, whose number increases with increasing energy [35]; nuclear effects are implemented along the ideas of the Glauber model proposed in Ref. [37]. At midrapidity, all models are relatively close to one another and overestimate the data. The lower band of GMMNS as well as the STARlight and CCKT predictions are slightly more than one standard deviation above the data. Only the upper band of GMMNS is disfavoured by more than three standard deviations.

The ratio of non-resonant to resonant pion production, see Eq. (1), is measured to be $|B/A| = 0.58 \pm 0.04$ (stat.) ± 0.03 (syst.) $(\text{GeV}/c^2)^{-\frac{1}{2}}$. The main uncertainty comes from the correction for acceptance and efficiency, closely followed by variations from the signal extraction procedure. This value is consistent with those obtained in Pb–Pb UPC at $\sqrt{s_{\text{NN}}} = 2.76$ TeV [9] and $\sqrt{s_{\text{NN}}} = 5.02$ TeV [10], namely $|B/A| = 0.50 \pm 0.04$ (stat.) $\pm_{0.04}^{0.10}$ (syst.) $(\text{GeV}/c^2)^{-\frac{1}{2}}$ and $|B/A| = 0.57 \pm 0.01$ (stat.) ± 0.02 (syst.) $(\text{GeV}/c^2)^{-\frac{1}{2}}$, respectively. The corresponding ratio in coherent Au–Au UPC measured by STAR at $\sqrt{s_{\text{NN}}} = 200$ GeV is 0.79 ± 0.01 (stat.) ± 0.08 (syst.) $(\text{GeV}/c^2)^{-\frac{1}{2}}$ [8]. The CMS Collaboration measured 0.50 ± 0.06 (stat.) $(\text{GeV}/c^2)^{-\frac{1}{2}}$ in p–Pb UPC at $\sqrt{s_{\text{NN}}} = 5.02$ TeV [38] for $|t| < 0.5$ GeV². The ZEUS Collaboration, using a sample of positron–proton collisions at a centre-of-mass energy of 300 GeV, reports 0.67 ± 0.02 (stat.) ± 0.04 (syst.) $(\text{GeV}/c^2)^{-\frac{1}{2}}$ for their full analysed sample, and ≈ 0.8 $(\text{GeV}/c^2)^{-\frac{1}{2}}$ for t values similar to those of coherent ρ^0 production in Pb–Pb UPC [39].

The fraction of the cross section in each one of the classes defined by the presence or absence of beam-rapidity neutrons is shown in Table 2, where the measurement is also compared with the prediction from the $\mathbf{n}_0\mathbf{n}$ MC [17]. This program generates neutrons emitted due to the electromagnetic dissociation (EMD) of two interacting nuclei. It is based on photon fluxes computed in the semi-classical approximation, and on all existing data on EMD complemented by phenomenological extrapolations where data is not available. It can easily be interfaced to theoretical predictions of coherent vector meson production. The agreement of the model with data, as well as the satisfactory description of the corresponding cross sections observed in Pb–Pb UPC at $\sqrt{s_{\text{NN}}} = 5.02$ TeV [10], suggests that the emission of neutrons at beam-rapidity is well understood for the coherent photoproduction of ρ^0 vector mesons off nuclei with such different atomic mass number as Pb and Xe.

The measurements of the UPC cross section for coherent production of ρ^0 vector mesons at midrapidity for Pb–Pb [10] and for Xe–Xe have been converted into a γA measurement by dividing the cross sections by two times the corresponding photon fluxes of 58.6 (Xe) and 128.1 (Pb). These numbers are obtained following the prescription detailed in Ref. [12]. A flux uncertainty of 2% is considered, which is uncorrelated between both nuclei (because it mainly originates in the knowledge of the nuclear geometries). The

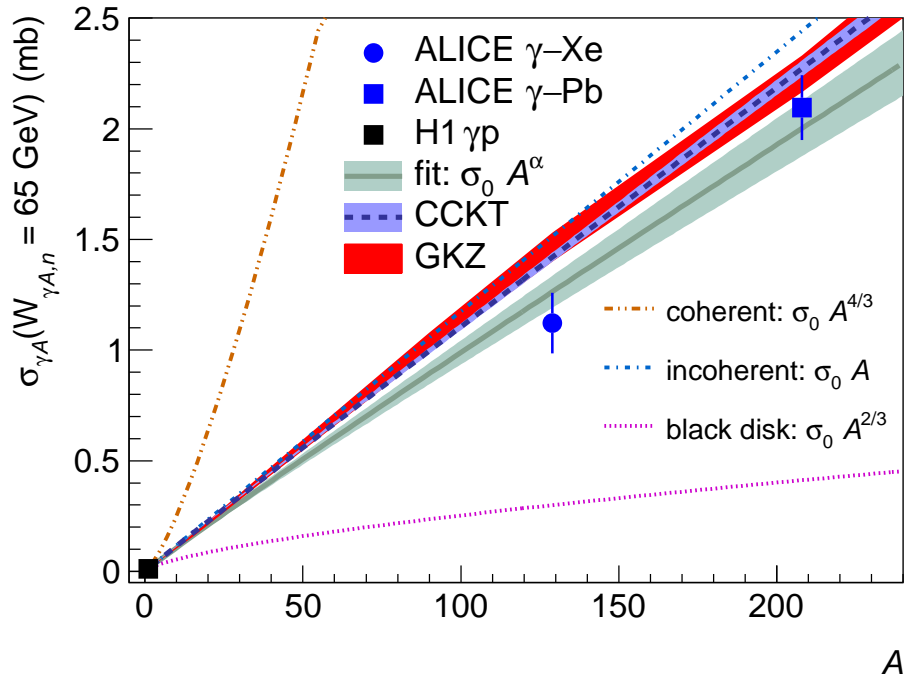


Figure 4: A dependence of the γA cross section for the coherent production of a ρ^0 meson and the corresponding power law fit shown as a band. The general expectations for three extreme cases are represented by the dashed, dotted-dashed, and dotted lines, respectively. The red band corresponds to the GKZ predictions when varying the parameters of the model. A power-law fit to the CCKT model is shown by the blue band. See text for details.

uncertainties coming from the Ross–Stodolsky fit model and from the ITS–TPC matching are correlated between the Xe and Pb results. The midrapidity photon–nucleus centre-of-mass energy per nucleon is given by $W_{\gamma A,n}^2 = m\sqrt{s_{NN}}$ (with m the mass of the vector meson), so it is slightly different in both systems (62 GeV in Pb–Pb and 65 GeV in Xe–Xe); as the γ –Pb cross section is expected to change around 1% between these two values, well within the experimental uncertainties, both measurements are taken as having $W_{\gamma A,n} = 65$ GeV.

The dependence of these cross sections on A is fitted by a power-law model, $\sigma_{\gamma A}(A) = \sigma_0 A^\alpha$, using also the cross section measured by H1 at this energy [40]: $(11.8 \pm 0.9(\text{syst.})) \mu\text{b}$. The value reported by H1 is consistent with the corresponding cross section found by the ZEUS [39] and CMS [38] collaborations. The fit is shown in Fig. 4. It has a $\chi^2 = 1.48$ (for one degree of freedom). The parameters from the fit when using only uncorrelated uncertainties are $\sigma_0 = 0.0117 \pm 0.0009$ mb and $\alpha = 0.963 \pm 0.019$. The correlation between them is -0.78 . Varying the flux by $\pm 2\%$ produces a change in the exponent α of 0.005. Varying the cross sections by the correlated uncertainties from the fit model and the ITS–TPC matching does not modify the σ_0 parameter and causes a change in the exponent α of ± 0.007 and $+0.006$, respectively.

The fit is compared with three generic expectations having different dependence on A resulting on slopes α of $4/3$, 1 , and $2/3$ for full coherence disregarding any other dynamical effect, for a total incoherent behaviour, and for the black-disc limit, respectively. The slope found in data is significantly different from $4/3$ signalling important shadowing effects. The closeness of data to a slope of 1 does not imply incoherent behaviour; it is just a coincidence produced by the large shadowing suppression. The black-disc limit seems to be quite distant at this energy of $W_{\gamma A} = 65$ GeV.

Fitting to the same functional form the predictions of the Gribov–Glauber approach (GKZ [32, 41]) and of the colour dipole model with subnucleon degrees of freedom (CCKT [36, 42]) yields slopes of

0.985 ± 0.007 and 0.984 ± 0.003 , respectively, where in both cases the parameter σ_0 has been fixed to the corresponding prediction for the γp cross section. Both slopes are in good agreement with that found in data. This was to be expected given that both approaches give a reasonable description of the different available data.

5 Summary

The cross section for the coherent photoproduction of ρ^0 vector mesons in Xe–Xe UPC at $\sqrt{s_{NN}} = 5.44$ TeV has been measured and compared with existing models of this process. The theoretical predictions slightly overestimate the measurement. The ratio of the continuum-to-resonant contributions for the production of pion pairs is also measured and found to agree with previous measurements in Pb–Pb UPC. The fraction of events accompanied by electromagnetic dissociation of either one or both colliding nuclei is reported and compared with the predictions of the n_0n model. The fair agreement between data and predictions suggest that this process is well understood within the current experimental uncertainties and can be used as a tool to disentangle the different γA contributions to the UPC cross sections.

The dependence on A of the cross section for the coherent ρ^0 photoproduction at a centre-of-mass energy per nucleon of the γA system of 65 GeV is found to be consistent with a power-law behaviour with a slope of 0.96 ± 0.02 . This exponent is substantially smaller than what is expected from a purely coherent process, taking into account the geometry, but disregarding any dynamic effect. A fair description of Pb–Pb and Xe–Xe data is obtained in models based on hadronic degrees of freedom in the Gribov–Glauber approach (GKZ) as well as in partonic-level models (CCKT). In this context, the A dependence of the cross section is a strong indicator that QCD effects are important and relatively well modelled.

Acknowledgements

The ALICE Collaboration would like to thank all its engineers and technicians for their invaluable contributions to the construction of the experiment and the CERN accelerator teams for the outstanding performance of the LHC complex. The ALICE Collaboration gratefully acknowledges the resources and support provided by all Grid centres and the Worldwide LHC Computing Grid (WLCG) collaboration. The ALICE Collaboration acknowledges the following funding agencies for their support in building and running the ALICE detector: A. I. Alikhanyan National Science Laboratory (Yerevan Physics Institute) Foundation (ANSL), State Committee of Science and World Federation of Scientists (WFS), Armenia; Austrian Academy of Sciences, Austrian Science Fund (FWF): [M 2467-N36] and Nationalstiftung für Forschung, Technologie und Entwicklung, Austria; Ministry of Communications and High Technologies, National Nuclear Research Center, Azerbaijan; Conselho Nacional de Desenvolvimento Científico e Tecnológico (CNPq), Financiadora de Estudos e Projetos (Finep), Fundação de Amparo à Pesquisa do Estado de São Paulo (FAPESP) and Universidade Federal do Rio Grande do Sul (UFRGS), Brazil; Ministry of Education of China (MOEC), Ministry of Science & Technology of China (MSTC) and National Natural Science Foundation of China (NSFC), China; Ministry of Science and Education and Croatian Science Foundation, Croatia; Centro de Aplicaciones Tecnológicas y Desarrollo Nuclear (CEADEN), Cubaenergía, Cuba; Ministry of Education, Youth and Sports of the Czech Republic, Czech Republic; Czech Science Foundation; The Danish Council for Independent Research | Natural Sciences, the VILLUM FONDEN and Danish National Research Foundation (DNRF), Denmark; Helsinki Institute of Physics (HIP), Finland; Commissariat à l’Energie Atomique (CEA) and Institut National de Physique Nucléaire et de Physique des Particules (IN2P3) and Centre National de la Recherche Scientifique (CNRS), France; Bundesministerium für Bildung und Forschung (BMBF) and GSI Helmholtzzentrum für Schwerionenforschung GmbH, Germany; General Secretariat for Research and Technology, Ministry of Education, Research and Religions, Greece; National Research, Development and Innovation Office, Hungary; Department of Atomic Energy Government of India (DAE), Department of Science and Technology, Gov-

ernment of India (DST), University Grants Commission, Government of India (UGC) and Council of Scientific and Industrial Research (CSIR), India; Indonesian Institute of Science, Indonesia; Istituto Nazionale di Fisica Nucleare (INFN), Italy; Institute for Innovative Science and Technology, Nagasaki Institute of Applied Science (IIST), Japanese Ministry of Education, Culture, Sports, Science and Technology (MEXT) and Japan Society for the Promotion of Science (JSPS) KAKENHI, Japan; Consejo Nacional de Ciencia (CONACYT) y Tecnología, through Fondo de Cooperación Internacional en Ciencia y Tecnología (FONCICYT) and Dirección General de Asuntos del Personal Académico (DGAPA), Mexico; Nederlandse Organisatie voor Wetenschappelijk Onderzoek (NWO), Netherlands; The Research Council of Norway, Norway; Commission on Science and Technology for Sustainable Development in the South (COMSATS), Pakistan; Pontificia Universidad Católica del Perú, Peru; Ministry of Science and Higher Education, National Science Centre and WUT ID-UB, Poland; Korea Institute of Science and Technology Information and National Research Foundation of Korea (NRF), Republic of Korea; Ministry of Education and Scientific Research, Institute of Atomic Physics and Ministry of Research and Innovation and Institute of Atomic Physics, Romania; Joint Institute for Nuclear Research (JINR), Ministry of Education and Science of the Russian Federation, National Research Centre Kurchatov Institute, Russian Science Foundation and Russian Foundation for Basic Research, Russia; Ministry of Education, Science, Research and Sport of the Slovak Republic, Slovakia; National Research Foundation of South Africa, South Africa; Swedish Research Council (VR) and Knut & Alice Wallenberg Foundation (KAW), Sweden; European Organization for Nuclear Research, Switzerland; Suranaree University of Technology (SUT), National Science and Technology Development Agency (NSDTA) and Office of the Higher Education Commission under NRU project of Thailand, Thailand; Turkish Atomic Energy Agency (TAEK), Turkey; National Academy of Sciences of Ukraine, Ukraine; Science and Technology Facilities Council (STFC), United Kingdom; National Science Foundation of the United States of America (NSF) and United States Department of Energy, Office of Nuclear Physics (DOE NP), United States of America.

References

- [1] A. J. Baltz, “The Physics of Ultraperipheral Collisions at the LHC”, *Phys. Rept.* **458** (2008) 1–171, arXiv:0706.3356 [nucl-ex].
- [2] J. G. Contreras and J. D. Tapia Takaki, “Ultra-peripheral heavy-ion collisions at the LHC”, *Int. J. Mod. Phys.* **A30** (2015) 1542012.
- [3] S. R. Klein and H. Mäntysaari, “Imaging the nucleus with high-energy photons”, *Nature Rev. Phys.* **1** no. 11, (2019) 662–674, arXiv:1910.10858 [hep-ex].
- [4] A. J. Baltz, S. R. Klein, and J. Nystrand, “Coherent vector meson photoproduction with nuclear breakup in relativistic heavy ion collisions”, *Phys. Rev. Lett.* **89** (2002) 012301, arXiv:nucl-th/0205031 [nucl-th].
- [5] L. Frankfurt, M. Strikman, and M. Zhalov, “Signals for black body limit in coherent ultraperipheral heavy ion collisions”, *Phys. Lett. B* **537** (2002) 51–61, arXiv:hep-ph/0204175.
- [6] **STAR** Collaboration, G. Agakishiev *et al.*, “ ρ^0 Photoproduction in AuAu Collisions at $\sqrt{s_{NN}}=62.4$ GeV with STAR”, *Phys. Rev.* **C85** (2012) 014910, arXiv:1107.4630 [nucl-ex].
- [7] **STAR** Collaboration, C. Adler *et al.*, “Coherent ρ^0 production in ultraperipheral heavy ion collisions”, *Phys. Rev. Lett.* **89** (2002) 272302, arXiv:nucl-ex/0206004 [nucl-ex].
- [8] **STAR** Collaboration, L. Adamczyk *et al.*, “Coherent diffractive photoproduction of ρ^0 mesons on gold nuclei at 200 GeV/nucleon-pair at the Relativistic Heavy Ion Collider”, *Phys. Rev.* **C96** (2017) 054904, arXiv:1702.07705 [nucl-ex].

- [9] ALICE Collaboration, J. Adam *et al.*, “Coherent ρ^0 photoproduction in ultra-peripheral Pb-Pb collisions at $\sqrt{s_{NN}} = 2.76$ TeV”, *JHEP* **09** (2015) 095, arXiv:1503.09177 [nucl-ex].
- [10] ALICE Collaboration, S. Acharya *et al.*, “Coherent photoproduction of ρ^0 vector mesons in ultra-peripheral Pb-Pb collisions at $\sqrt{s_{NN}} = 5.02$ TeV”, *JHEP* **06** (2020) 035, arXiv:2002.10897 [nucl-ex].
- [11] N. Armesto, “Nuclear shadowing”, *J. Phys. G* **32** (2006) R367–R394, arXiv:hep-ph/0604108.
- [12] J. G. Contreras, “Gluon shadowing at small x from coherent J/ψ photoproduction data at energies available at the CERN Large Hadron Collider”, *Phys. Rev. C* **96** no. 1, (2017) 015203, arXiv:1610.03350 [nucl-ex].
- [13] V. Guzey, M. Strikman, and M. Zhalov, “Disentangling coherent and incoherent quasielastic J/ψ photoproduction on nuclei by neutron tagging in ultraperipheral ion collisions at the LHC”, *Eur. Phys. J.* **C74** (2014) 2942, arXiv:1312.6486 [hep-ph].
- [14] ALICE Collaboration, K. Aamodt *et al.*, “The ALICE experiment at the CERN LHC”, *JINST* **3** (2008) S08002.
- [15] S. R. Klein and J. Nystrand, “Exclusive vector meson production in relativistic heavy ion collisions”, *Phys. Rev.* **C60** (1999) 014903, arXiv:hep-ph/9902259 [hep-ph].
- [16] S. R. Klein, J. Nystrand, J. Seger, Y. Gorbunov, and J. Butterworth, “STARlight: A Monte Carlo simulation program for ultra-peripheral collisions of relativistic ions”, *Comput. Phys. Commun.* **212** (2017) 258–268, arXiv:1607.03838 [hep-ph].
- [17] M. Broz, J. G. Contreras, and J. D. Tapia Takaki, “A generator of forward neutrons for ultra-peripheral collisions: n_0^n ”, *Comput. Phys. Commun.* (2020) 107181, arXiv:1908.08263 [nucl-th].
- [18] Z. Citron *et al.*, “Report from Working Group 5: Future physics opportunities for high-density QCD at the LHC with heavy-ion and proton beams”, *CERN Yellow Rep. Monogr.* **7** (2019) 1159–1410, arXiv:1812.06772 [hep-ph].
- [19] ALICE Collaboration, B. Abelev *et al.*, “Performance of the ALICE Experiment at the CERN LHC”, *Int. J. Mod. Phys.* **A29** (2014) 1430044, arXiv:1402.4476 [nucl-ex].
- [20] ALICE Collaboration, K. Aamodt *et al.*, “Alignment of the ALICE Inner Tracking System with cosmic-ray tracks”, *JINST* **5** (2010) P03003, arXiv:1001.0502 [physics.ins-det].
- [21] J. Alme *et al.*, “The ALICE TPC, a large 3-dimensional tracking device with fast readout for ultra-high multiplicity events”, *Nucl. Instrum. Meth.* **A622** (2010) 316–367, arXiv:1001.1950 [physics.ins-det].
- [22] A. Akindinov *et al.*, “A topological trigger based on the Time-of-Flight detector for the ALICE experiment”, *Nucl. Instrum. Meth. A* **602** (2009) 372–376.
- [23] ALICE Collaboration, E. Abbas *et al.*, “Performance of the ALICE VZERO system”, *JINST* **8** (2013) P10016, arXiv:1306.3130 [nucl-ex].
- [24] C. Loizides, J. Kamin, and D. d’Enterria, “Improved Monte Carlo Glauber predictions at present and future nuclear colliders”, *Phys. Rev. C* **97** (2018) 054910, arXiv:1710.07098 [nucl-ex]. [Erratum: Phys.Rev.C 99, 019901 (2019)].

- [25] ALICE Collaboration, S. Acharya *et al.*, “Centrality and pseudorapidity dependence of the charged-particle multiplicity density in Xe–Xe collisions at $\sqrt{s_{NN}}=5.44\text{TeV}$ ”, *Phys. Lett. B* **790** (2019) 35–48, arXiv:1805.04432 [nucl-ex].
- [26] P. Soding, “On the Apparent shift of the rho meson mass in photoproduction”, *Phys. Lett.* **19** (1966) 702–704.
- [27] J. D. Jackson, “Remarks on the phenomenological analysis of resonances”, *Nuovo Cim.* **34** (1964) 1644–1666.
- [28] P. A. Zyla and others (Particle Data Group), “Review of Particle Physics”, *Prog. Theor. Exp. Phys.* **2020** no. 8, (08, 2020) . <https://doi.org/10.1093/ptep/ptaa104.083C01>.
- [29] M. H. Ross and L. Stodolsky, “Photon dissociation model for vector meson photoproduction”, *Phys. Rev.* **149** (1966) 1172–1181.
- [30] ALICE Collaboration, E. Kryshen, “Overview of ALICE results on ultra-peripheral collisions”, *EPJ Web Conf.* **204** (2019) 01011.
- [31] I. Pshenichnov, I. Mishustin, J. Bondorf, A. Botvina, and A. Ilinov, “Particle emission following Coulomb excitation in ultrarelativistic heavy ion collisions”, *Phys. Rev. C* **60** (1999) 044901, arXiv:nucl-th/9901061.
- [32] V. Guzey, E. Kryshen, and M. Zhalov, “Photoproduction of light vector mesons in Xe–Xe ultraperipheral collisions at the LHC and the nuclear density of Xe-129”, *Phys. Lett. B* **782** (2018) 251–255, arXiv:1803.07638 [hep-ph].
- [33] V. P. Gonçalves, M. V. T. Machado, B. Moreira, F. S. Navarra, and G. S. dos Santos, “Color dipole predictions for the exclusive vector meson photoproduction in pp, pPb, and PbPb collisions at run 2 LHC energies”, *Phys. Rev. D* **96** no. 9, (2017) 094027, arXiv:1710.10070 [hep-ph].
- [34] E. Iancu, K. Itakura, and S. Munier, “Saturation and BFKL dynamics in the HERA data at small x ”, *Phys. Lett.* **B590** (2004) 199–208, arXiv:hep-ph/0310338 [hep-ph].
- [35] J. Cepila, J. G. Contreras, and J. D. Tapia Takaki, “Energy dependence of dissociative J/ψ photoproduction as a signature of gluon saturation at the LHC”, *Phys. Lett.* **B766** (2017) 186–191, arXiv:1608.07559 [hep-ph].
- [36] J. Cepila, J. G. Contreras, M. Krelina, and J. D. Tapia Takaki, “Mass dependence of vector meson photoproduction off protons and nuclei within the energy-dependent hot-spot model”, *Nucl. Phys. B* **934** (2018) 330–340, arXiv:1804.05508 [hep-ph].
- [37] N. Armesto, “A Simple model for nuclear structure functions at small x in the dipole picture”, *Eur. Phys. J.* **C26** (2002) 35–43, arXiv:hep-ph/0206017 [hep-ph].
- [38] CMS Collaboration, A. M. Sirunyan *et al.*, “Measurement of exclusive $\rho(770)^0$ photoproduction in ultraperipheral pPb collisions at $\sqrt{s_{NN}} = 5.02\text{ TeV}$ ”, *Eur. Phys. J. C* **79** no. 8, (2019) 702, arXiv:1902.01339 [hep-ex].
- [39] ZEUS Collaboration, J. Breitweg *et al.*, “Elastic and proton dissociative ρ^0 photoproduction at HERA”, *Eur. Phys. J. C* **2** (1998) 247–267, arXiv:hep-ex/9712020.
- [40] H1 Collaboration, V. Andreev *et al.*, “Measurement of Exclusive $\pi^+\pi^-$ and ρ^0 Meson Photoproduction at HERA”, arXiv:2005.14471 [hep-ex].

- [41] V. Guzey, E. Kryshen, and M. Zhalov, “Coherent photoproduction of vector mesons in ultraperipheral heavy ion collisions: Update for run 2 at the CERN Large Hadron Collider”, *Phys. Rev. C* **93** no. 5, (2016) 055206, arXiv:1602.01456 [nucl-th].
- [42] M. Krelina, V. Goncalves, and J. Cepila, “Coherent and incoherent vector meson electroproduction in the future electron-ion colliders: the hot-spot predictions”, *Nucl. Phys. A* **989** (2019) 187–200, arXiv:1905.06759 [hep-ph].

A The ALICE Collaboration

S. Acharya¹⁴², D. Adamová⁹⁷, A. Adler⁷⁵, J. Adolfsson⁸², G. Aglieri Rinella³⁵, M. Agnello³¹, N. Agrawal⁵⁵, Z. Ahammed¹⁴², S. Ahmad¹⁶, S.U. Ahn⁷⁷, Z. Akbar⁵², A. Akindinov⁹⁴, M. Al-Turany¹⁰⁹, D.S.D. Albuquerque¹²⁴, D. Aleksandrov⁹⁰, B. Alessandro⁶⁰, H.M. Alfanda⁷, R. Alfaro Molina⁷², B. Ali¹⁶, Y. Ali¹⁴, A. Alici²⁶, N. Alizadehvandchali¹²⁷, A. Alkin³⁵, J. Alme²¹, T. Alt⁶⁹, L. Altenkamper²¹, I. Altsybeev¹¹⁵, M.N. Anaam⁷, C. Andrei⁴⁹, D. Andreou⁹², A. Andronic¹⁴⁵, V. Anguelov¹⁰⁶, T. Antičić¹¹⁰, F. Antinori⁵⁸, P. Antonioli⁵⁵, C. Anuj¹⁶, N. Apadula⁸¹, L. Aphecetche¹¹⁷, H. Appelshäuser⁶⁹, S. Arcelli²⁶, R. Arnaldi⁶⁰, M. Arratia⁸¹, I.C. Arsene²⁰, M. Arslanodok^{147,106}, A. Augustinus³⁵, R. Averbeck¹⁰⁹, S. Aziz⁷⁹, M.D. Azmi¹⁶, A. Badalà⁵⁷, Y.W. Baek⁴², X. Bai¹⁰⁹, R. Bailhache⁶⁹, R. Bala¹⁰³, A. Balbino³¹, A. Baldisseri¹³⁹, M. Ball⁴⁴, D. Banerjee⁴, R. Barbera²⁷, L. Barioglio²⁵, M. Barlou⁸⁶, G.G. Barnaföldi¹⁴⁶, L.S. Barnby⁹⁶, V. Barret¹³⁶, C. Bartels¹²⁹, K. Barth³⁵, E. Bartsch⁶⁹, F. Baruffaldi²⁸, N. Bastid¹³⁶, S. Basu^{82,144}, G. Batigne¹¹⁷, B. Batyunya⁷⁶, D. Bauri⁵⁰, J.L. Bazo Alba¹¹⁴, I.G. Bearden⁹¹, C. Beattie¹⁴⁷, I. Belikov¹³⁸, A.D.C. Bell Hechavarria¹⁴⁵, F. Bellini³⁵, R. Bellwied¹²⁷, S. Belokurova¹¹⁵, V. Belyaev⁹⁵, G. Bencedi^{70,146}, S. Beole²⁵, A. Bercuci⁴⁹, Y. Berdnikov¹⁰⁰, A. Berdnikova¹⁰⁶, D. Berenyi¹⁴⁶, L. Bergmann¹⁰⁶, M.G. Besoiu⁶⁸, L. Betev³⁵, P.P. Bhaduri¹⁴², A. Bhasin¹⁰³, I.R. Bhat¹⁰³, M.A. Bhat⁴, B. Bhattacharjee⁴³, P. Bhattacharya²³, A. Bianchi²⁵, L. Bianchi²⁵, N. Bianchi⁵³, J. Bielčák³⁸, J. Bielčiková⁹⁷, A. Bilandzic¹⁰⁷, G. Biro¹⁴⁶, S. Biswas⁴, J.T. Blair¹²¹, D. Blau⁹⁰, M.B. Blidaru¹⁰⁹, C. Blume⁶⁹, G. Boca²⁹, F. Bock⁹⁸, A. Bogdanov⁹⁵, S. Boi²³, J. Bok⁶², L. Boldizsár¹⁴⁶, A. Bolozdynya⁹⁵, M. Bombara³⁹, P.M. Bond³⁵, G. Bonomi¹⁴¹, H. Borel¹³⁹, A. Borissov^{83,95}, H. Bossi¹⁴⁷, E. Botta²⁵, L. Bratrud⁶⁹, P. Braun-Munzinger¹⁰⁹, M. Bregant¹²³, M. Broz³⁸, G.E. Bruno^{108,34}, M.D. Buckland¹²⁹, D. Budnikov¹¹¹, H. Buesching⁶⁹, S. Bufalino³¹, O. Bugnon¹¹⁷, P. Buhler¹¹⁶, P. Buncic³⁵, Z. Buthelezi^{73,133}, J.B. Butt¹⁴, S.A. Bysiak¹²⁰, D. Caffarri⁹², A. Caliva¹⁰⁹, E. Calvo Villar¹¹⁴, J.M.M. Camacho¹²², R.S. Camacho⁴⁶, P. Camerini²⁴, F.D.M. Canedo¹²³, A.A. Capon¹¹⁶, F. Carnesecchi²⁶, R. Caron¹³⁹, J. Castillo Castellanos¹³⁹, E.A.R. Casula²³, F. Catalano³¹, C. Ceballos Sanchez⁷⁶, P. Chakraborty⁵⁰, S. Chandra¹⁴², W. Chang⁷, S. Chapeland³⁵, M. Chartier¹²⁹, S. Chattopadhyay¹⁴², S. Chattopadhyay¹¹², A. Chauvin²³, T.G. Chavez⁴⁶, C. Cheshkov¹³⁷, B. Cheynis¹³⁷, V. Chibante Barroso³⁵, D.D. Chinellato¹²⁴, S. Cho⁶², P. Chochula³⁵, P. Christakoglou⁹², C.H. Christensen⁹¹, P. Christiansen⁸², T. Chujo¹³⁵, C. Cicalo⁵⁶, L. Cifarelli²⁶, F. Cindolo⁵⁵, M.R. Ciupek¹⁰⁹, G. Clai^{II,55}, J. Cleymans¹²⁶, F. Colamaria⁵⁴, J.S. Colburn¹¹³, D. Colella^{54,146}, A. Collu⁸¹, M. Colocci^{35,26}, M. Concas^{III,60}, G. Conesa Balbastre⁸⁰, Z. Conesa del Valle⁷⁹, G. Contin²⁴, J.G. Contreras³⁸, T.M. Cormier⁹⁸, P. Cortese³², M.R. Cosentino¹²⁵, F. Costa³⁵, S. Costanza²⁹, P. Crochet¹³⁶, E. Cuautle⁷⁰, P. Cui⁷, L. Cunqueiro⁹⁸, A. Dainese⁵⁸, F.P.A. Damas^{117,139}, M.C. Danisch¹⁰⁶, A. Danu⁶⁸, I. Das¹¹², P. Das⁸⁸, P. Das⁴, S. Das⁴, S. Dash⁵⁰, S. De⁸⁸, A. De Caro³⁰, G. de Cataldo⁵⁴, L. De Cilladi²⁵, J. de Cuveland⁴⁰, A. De Falco²³, D. De Gruttola³⁰, N. De Marco⁶⁰, C. De Martin²⁴, S. De Pasquale³⁰, S. Deb⁵¹, H.F. Degenhardt¹²³, K.R. Deja¹⁴³, L. Dello Stritto³⁰, S. Delsanto²⁵, W. Deng⁷, P. Dhankher¹⁹, D. Di Bari³⁴, A. Di Mauro³⁵, R.A. Diaz⁸, T. Dietel¹²⁶, Y. Ding⁷, R. Divià³⁵, D.U. Dixit¹⁹, Ø. Djuvsland²¹, U. Dmitrieva⁶⁴, J. Do⁶², A. Dobrin⁶⁸, B. Dönigus⁶⁹, O. Dordic²⁰, A.K. Dubey¹⁴², A. Dubla^{109,92}, S. Dudi¹⁰², M. Dukhishyam⁸⁸, P. Dupieux¹³⁶, T.M. Eder¹⁴⁵, R.J. Ehlers⁹⁸, V.N. Eikeland²¹, D. Elia⁵⁴, B. Erasmus¹¹⁷, F. Ercolessi²⁶, F. Erhardt¹⁰¹, A. Erokhin¹¹⁵, M.R. Ersdal²¹, B. Espagnon⁷⁹, G. Eulisse³⁵, D. Evans¹¹³, S. Evdokimov⁹³, L. Fabbietti¹⁰⁷, M. Faggin²⁸, J. Faivre⁸⁰, F. Fan⁷, A. Fantoni⁵³, M. Fasel⁹⁸, P. Fedichio³¹, A. Feliciello⁶⁰, G. Feofilov¹¹⁵, A. Fernández Téllez⁴⁶, A. Ferrero¹³⁹, A. Ferretti²⁵, A. Festanti³⁵, V.J.G. Feuillard¹⁰⁶, J. Figiel¹²⁰, S. Filchagin¹¹¹, D. Finogeev⁶⁴, F.M. Fionda²¹, G. Fiorenza⁵⁴, F. Flor¹²⁷, A.N. Flores¹²¹, S. Foertsch⁷³, P. Foka¹⁰⁹, S. Fokin⁹⁰, E. Fragiaco⁶¹, U. Fuchs³⁵, N. Funicello³⁰, C. Furget⁸⁰, A. Furs⁶⁴, M. Fusco Girard³⁰, J.J. Gaardhøje⁹¹, M. Gagliardi²⁵, A.M. Gago¹¹⁴, A. Gal¹³⁸, C.D. Galvan¹²², P. Ganoti⁸⁶, C. Garabatos¹⁰⁹, J.R.A. Garcia⁴⁶, E. Garcia-Solis¹⁰, K. Garg¹¹⁷, C. Gargiulo³⁵, A. Garibli⁸⁹, K. Garner¹⁴⁵, P. Gasik¹⁰⁷, E.F. Gauger¹²¹, M.B. Gay Ducati⁷¹, M. Germain¹¹⁷, J. Ghosh¹¹², P. Ghosh¹⁴², S.K. Ghosh⁴, M. Giacalone²⁶, P. Gianotti⁵³,

P. Giubellino^{109,60}, P. Giubilato²⁸, A.M.C. Glaenger¹³⁹, P. Glässel¹⁰⁶, V. Gonzalez¹⁴⁴,
 L.H. González-Trueba⁷², S. Gorbunov⁴⁰, L. Görlich¹²⁰, S. Gotovac³⁶, V. Grabski⁷²,
 L.K. Graczykowski¹⁴³, K.L. Graham¹¹³, L. Greiner⁸¹, A. Grelli⁶³, C. Grigoras³⁵, V. Grigoriev⁹⁵,
 A. Grigoryan^{1,1}, S. Grigoryan^{76,1}, O.S. Groettvik²¹, F. Grosa⁶⁰, J.F. Grosse-Oetringhaus³⁵,
 R. Grosso¹⁰⁹, R. Guernane⁸⁰, M. Guilbaud¹¹⁷, M. Guittiere¹¹⁷, K. Gulbrandsen⁹¹, T. Gunji¹³⁴,
 A. Gupta¹⁰³, R. Gupta¹⁰³, I.B. Guzman⁴⁶, R. Haake¹⁴⁷, M.K. Habib¹⁰⁹, C. Hadjidakis⁷⁹,
 H. Hamagaki⁸⁴, G. Hamar¹⁴⁶, M. Hamid⁷, R. Hannigan¹²¹, M.R. Haque^{143,88}, A. Harlenderova¹⁰⁹,
 J.W. Harris¹⁴⁷, A. Harton¹⁰, J.A. Hasenbichler³⁵, H. Hassan⁹⁸, D. Hatzifotiadou⁵⁵, P. Hauer⁴⁴,
 L.B. Havener¹⁴⁷, S. Hayashi¹³⁴, S.T. Heckel¹⁰⁷, E. Hellbär⁶⁹, H. Helstrup³⁷, T. Herman³⁸,
 E.G. Hernandez⁴⁶, G. Herrera Corral⁹, F. Herrmann¹⁴⁵, K.F. Hetland³⁷, H. Hillemanns³⁵, C. Hills¹²⁹,
 B. Hippolyte¹³⁸, B. Hohlweger¹⁰⁷, J. Honermann¹⁴⁵, G.H. Hong¹⁴⁸, D. Horak³⁸, S. Hornung¹⁰⁹,
 R. Hosokawa¹⁵, P. Hristov³⁵, C. Huang⁷⁹, C. Hughes¹³², P. Huhn⁶⁹, T.J. Humanic⁹⁹, H. Hushnud¹¹²,
 L.A. Husova¹⁴⁵, N. Hussain⁴³, D. Hutter⁴⁰, J.P. Iddon^{35,129}, R. Ilkaev¹¹¹, H. Ilyas¹⁴, M. Inaba¹³⁵,
 G.M. Innocenti³⁵, M. Ippolitov⁹⁰, A. Isakov^{38,97}, M.S. Islam¹¹², M. Ivanov¹⁰⁹, V. Ivanov¹⁰⁰,
 V. Izucheev⁹³, B. Jacak⁸¹, N. Jacazio^{35,55}, P.M. Jacobs⁸¹, S. Jadlovská¹¹⁹, J. Jadlovsky¹¹⁹, S. Jaelani⁶³,
 C. Jahnke¹²³, M.J. Jakubowska¹⁴³, M.A. Janik¹⁴³, T. Janson⁷⁵, M. Jercic¹⁰¹, O. Jevons¹¹³, M. Jin¹²⁷,
 F. Jonas^{98,145}, P.G. Jones¹¹³, J. Jung⁶⁹, M. Jung⁶⁹, A. Junique³⁵, A. Jusko¹¹³, P. Kalinak⁶⁵, A. Kalweit³⁵,
 V. Kaplin⁹⁵, S. Kar⁷, A. Karasu Uysal⁷⁸, D. Karatovic¹⁰¹, O. Karavichev⁶⁴, T. Karavicheva⁶⁴,
 P. Karczmarczyk¹⁴³, E. Karpechev⁶⁴, A. Kazantsev⁹⁰, U. Keschull⁷⁵, R. Keidel⁴⁸, M. Keil³⁵,
 B. Ketzer⁴⁴, Z. Khabanova⁹², A.M. Khan⁷, S. Khan¹⁶, A. Khanzadeev¹⁰⁰, Y. Kharlov⁹³, A. Khatun¹⁶,
 A. Khuntia¹²⁰, B. Kileng³⁷, B. Kim⁶², D. Kim¹⁴⁸, D.J. Kim¹²⁸, E.J. Kim⁷⁴, H. Kim¹⁷, J. Kim¹⁴⁸,
 J.S. Kim⁴², J. Kim¹⁰⁶, J. Kim¹⁴⁸, J. Kim⁷⁴, M. Kim¹⁰⁶, S. Kim¹⁸, T. Kim¹⁴⁸, S. Kirsch⁶⁹, I. Kisel⁴⁰,
 S. Kiselev⁹⁴, A. Kisiel¹⁴³, J.L. Klay⁶, J. Klein^{35,60}, S. Klein⁸¹, C. Klein-Bösing¹⁴⁵, M. Kleiner⁶⁹,
 T. Klemenz¹⁰⁷, A. Kluge³⁵, A.G. Knospe¹²⁷, C. Kobdaj¹¹⁸, M.K. Köhler¹⁰⁶, T. Kollegger¹⁰⁹,
 A. Kondratyev⁷⁶, N. Kondratyeva⁹⁵, E. Kondratyuk⁹³, J. König⁶⁹, S.A. Königstorfer¹⁰⁷,
 P.J. Konopka^{2,35}, G. Kornakov¹⁴³, S.D. Koryciak², L. Koska¹¹⁹, O. Kovalenko⁸⁷, V. Kovalenko¹¹⁵,
 M. Kowalski¹²⁰, I. Králik⁶⁵, A. Kravčáková³⁹, L. Kreis¹⁰⁹, M. Krivda^{113,65}, F. Krizek⁹⁷,
 K. Krizkova Gajdosova³⁸, M. Kroesen¹⁰⁶, M. Krüger⁶⁹, E. Kryshen¹⁰⁰, M. Krzewicki⁴⁰, V. Kučera³⁵,
 C. Kuhn¹³⁸, P.G. Kuijer⁹², T. Kumaoka¹³⁵, L. Kumar¹⁰², S. Kundu⁸⁸, P. Kurashvili⁸⁷, A. Kurepin⁶⁴,
 A.B. Kurepin⁶⁴, A. Kuryakin¹¹¹, S. Kushpil⁹⁷, J. Kvapil¹¹³, M.J. Kweon⁶², J.Y. Kwon⁶², Y. Kwon¹⁴⁸,
 S.L. La Pointe⁴⁰, P. La Rocca²⁷, Y.S. Lai⁸¹, A. Lakrathok¹¹⁸, M. Lamanna³⁵, R. Langoy¹³¹,
 K. Lapidus³⁵, P. Larionov⁵³, E. Laudi³⁵, L. Lautner³⁵, R. Lavicka³⁸, T. Lazareva¹¹⁵, R. Lea²⁴, J. Lee¹³⁵,
 J. Leibrach⁴⁰, R.C. Lemmon⁹⁶, I. León Monzón¹²², E.D. Lesser¹⁹, M. Lettrich³⁵, P. Lévai¹⁴⁶, X. Li¹¹,
 X.L. Li⁷, J. Lien¹³¹, R. Lietava¹¹³, B. Lim¹⁷, S.H. Lim¹⁷, V. Lindenstruth⁴⁰, A. Lindner⁴⁹,
 C. Lippmann¹⁰⁹, A. Liu¹⁹, J. Liu¹²⁹, I.M. Lofnes²¹, V. Loginov⁹⁵, C. Loizides⁹⁸, P. Loncar³⁶,
 J.A. Lopez¹⁰⁶, X. Lopez¹³⁶, E. López Torres⁸, J.R. Luhder¹⁴⁵, M. Lunardon²⁸, G. Luparello⁶¹,
 Y.G. Ma⁴¹, A. Maevskaya⁶⁴, M. Mager³⁵, S.M. Mahmood²⁰, T. Mahmoud⁴⁴, A. Maire¹³⁸,
 R.D. Majka^{1,147}, M. Malaev¹⁰⁰, Q.W. Malik²⁰, L. Malinina^{IV,76}, D. Mal'Kevich⁹⁴, N. Mallick⁵¹,
 P. Malzacher¹⁰⁹, G. Mandaglio^{33,57}, V. Manko⁹⁰, F. Manso¹³⁶, V. Manzari⁵⁴, Y. Mao⁷, J. Mareš⁶⁷,
 G.V. Margagliotti²⁴, A. Margotti⁵⁵, A. Marín¹⁰⁹, C. Markert¹²¹, M. Marquard⁶⁹, N.A. Martin¹⁰⁶,
 P. Martinengo³⁵, J.L. Martinez¹²⁷, M.I. Martínez⁴⁶, G. Martínez García¹¹⁷, S. Masciocchi¹⁰⁹,
 M. Maserà²⁵, A. Masoni⁵⁶, L. Massacrier⁷⁹, A. Mastroserio^{140,54}, A.M. Mathis¹⁰⁷, O. Matonoha⁸²,
 P.F.T. Matuoka¹²³, A. Matyja¹²⁰, C. Mayer¹²⁰, A.L. Mazuecos³⁵, F. Mazzaschi²⁵, M. Mazzilli^{35,54},
 M.A. Mazzoni⁵⁹, A.F. Mechler⁶⁹, F. Meddi²², Y. Melikyan⁶⁴, A. Menchaca-Rocha⁷², C. Mengke^{28,7},
 E. Meninno^{116,30}, A.S. Menon¹²⁷, M. Meres¹³, S. Mhlanga¹²⁶, Y. Miake¹³⁵, L. Micheletti²⁵,
 L.C. Migliorin¹³⁷, D.L. Mihaylov¹⁰⁷, K. Mikhaylov^{76,94}, A.N. Mishra^{146,70}, D. Miśkowiec¹⁰⁹,
 A. Modak⁴, N. Mohammadi³⁵, A.P. Mohanty⁶³, B. Mohanty⁸⁸, M. Mohisin Khan¹⁶, Z. Moravcova⁹¹,
 C. Mordasini¹⁰⁷, D.A. Moreira De Godoy¹⁴⁵, L.A.P. Moreno⁴⁶, I. Morozov⁶⁴, A. Morsch³⁵,
 T. Mrnjavac³⁵, V. Muccifora⁵³, E. Mudnic³⁶, D. Mühlheim¹⁴⁵, S. Muhuri¹⁴², J.D. Mulligan⁸¹,
 A. Mulliri²³, M.G. Munhoz¹²³, R.H. Munzer⁶⁹, H. Murakami¹³⁴, S. Murray¹²⁶, L. Musa³⁵,

J. Musinsky⁶⁵, C.J. Myers¹²⁷, J.W. Myrcha¹⁴³, B. Naik⁵⁰, R. Nair⁸⁷, B.K. Nandi⁵⁰, R. Nania⁵⁵, E. Nappi⁵⁴, M.U. Naru¹⁴, A.F. Nassirpour⁸², C. Nattrass¹³², S. Nazarenko¹¹¹, A. Neagu²⁰, L. Nellen⁷⁰, S.V. Nesbo³⁷, G. Neskovic⁴⁰, D. Nesterov¹¹⁵, B.S. Nielsen⁹¹, S. Nikolaev⁹⁰, S. Nikulin⁹⁰, V. Nikulin¹⁰⁰, F. Noferini⁵⁵, S. Noh¹², P. Nomokonov⁷⁶, J. Norman¹²⁹, N. Novitzky¹³⁵, P. Nowakowski¹⁴³, A. Nyanin⁹⁰, J. Nystrand²¹, M. Ogino⁸⁴, A. Ohlson⁸², J. Oleniacz¹⁴³, A.C. Oliveira Da Silva¹³², M.H. Oliver¹⁴⁷, A. Onnerstad¹²⁸, C. Oppedisano⁶⁰, A. Ortiz Velasquez⁷⁰, T. Osako⁴⁷, A. Oskarsson⁸², J. Otwinowski¹²⁰, K. Oyama⁸⁴, Y. Pachmayer¹⁰⁶, S. Padhan⁵⁰, D. Pagano¹⁴¹, G. Paic⁷⁰, A. Palasciano⁵⁴, J. Pan¹⁴⁴, S. Panebianco¹³⁹, P. Pareek¹⁴², J. Park⁶², J.E. Parkkila¹²⁸, S. Parmar¹⁰², S.P. Pathak¹²⁷, B. Paul²³, J. Pazzini¹⁴¹, H. Pei⁷, T. Peitzmann⁶³, X. Peng⁷, L.G. Pereira⁷¹, H. Pereira Da Costa¹³⁹, D. Peresunko⁹⁰, G.M. Perez⁸, S. Perrin¹³⁹, Y. Pestov⁵, V. Petráček³⁸, M. Petrovici⁴⁹, R.P. Pezzi⁷¹, S. Piano⁶¹, M. Pikna¹³, P. Pillot¹¹⁷, O. Pinazza^{55,35}, L. Pinsky¹²⁷, C. Pinto²⁷, S. Pisano⁵³, M. Płoskoń⁸¹, M. Planinic¹⁰¹, F. Pliquet⁶⁹, M.G. Poghosyan⁹⁸, B. Polichtchouk⁹³, N. Poljak¹⁰¹, A. Pop⁴⁹, S. Porteboeuf-Houssais¹³⁶, J. Porter⁸¹, V. Pozdniakov⁷⁶, S.K. Prasad⁴, R. Preghenella⁵⁵, F. Prino⁶⁰, C.A. Pruneau¹⁴⁴, I. Pshenichnov⁶⁴, M. Puccio³⁵, S. Qiu⁹², L. Quaglia²⁵, R.E. Quishpe¹²⁷, S. Ragoni¹¹³, A. Rakotozafindrabe¹³⁹, L. Ramello³², F. Rami¹³⁸, S.A.R. Ramirez⁴⁶, A.G.T. Ramos³⁴, R. Raniwala¹⁰⁴, S. Raniwala¹⁰⁴, S.S. Räsänen⁴⁵, R. Rath⁵¹, I. Ravasenga⁹², K.F. Read^{98,132}, A.R. Redelbach⁴⁰, K. Redlich^{5,87}, A. Rehman²¹, P. Reichelt⁶⁹, F. Reidt³⁵, R. Renfordt⁶⁹, Z. Rescakova³⁹, K. Reygers¹⁰⁶, A. Riabov¹⁰⁰, V. Riabov¹⁰⁰, T. Richert^{82,91}, M. Richter²⁰, P. Riedler³⁵, W. Riegler³⁵, F. Riggi²⁷, C. Ristea⁶⁸, S.P. Rode⁵¹, M. Rodríguez Cahuantzi⁴⁶, K. Røed²⁰, R. Rogalev⁹³, E. Rogochaya⁷⁶, T.S. Rogoschinski⁶⁹, D. Rohr³⁵, D. Röhrich²¹, P.F. Rojas⁴⁶, P.S. Rokita¹⁴³, F. Ronchetti⁵³, A. Rosano^{33,57}, E.D. Rosas⁷⁰, A. Rossi⁵⁸, A. Rotondi²⁹, A. Roy⁵¹, P. Roy¹¹², N. Rubini²⁶, O.V. Rueda⁸², R. Rui²⁴, B. Rumyantsev⁷⁶, A. Rustamov⁸⁹, E. Ryabinkin⁹⁰, Y. Ryabov¹⁰⁰, A. Rybicki¹²⁰, H. Ryttonen¹²⁸, W. Rzesza¹⁴³, O.A.M. Saarimaki⁴⁵, R. Sadek¹¹⁷, S. Sadovsky⁹³, J. Saetre²¹, K. Šafařík³⁸, S.K. Saha¹⁴², S. Saha⁸⁸, B. Sahoo⁵⁰, P. Sahoo⁵⁰, R. Sahoo⁵¹, S. Sahoo⁶⁶, D. Sahu⁵¹, P.K. Sahu⁶⁶, J. Saini¹⁴², S. Sakai¹³⁵, S. Sambyal¹⁰³, V. Samsonov^{1,100,95}, D. Sarkar¹⁴⁴, N. Sarkar¹⁴², P. Sarma⁴³, V.M. Sarti¹⁰⁷, M.H.P. Sas^{147,63}, J. Schambach^{98,121}, H.S. Scheid⁶⁹, C. Schiaua⁴⁹, R. Schicker¹⁰⁶, A. Schmah¹⁰⁶, C. Schmidt¹⁰⁹, H.R. Schmidt¹⁰⁵, M.O. Schmidt¹⁰⁶, M. Schmidt¹⁰⁵, N.V. Schmidt^{98,69}, A.R. Schmier¹³², R. Schotter¹³⁸, J. Schukraft³⁵, Y. Schutz¹³⁸, K. Schwarz¹⁰⁹, K. Schweda¹⁰⁹, G. Scioli²⁶, E. Scomparin⁶⁰, J.E. Seger¹⁵, Y. Sekiguchi¹³⁴, D. Sekihata¹³⁴, I. Selyuzhenkov^{109,95}, S. Senyukov¹³⁸, J.J. Seo⁶², D. Serebryakov⁶⁴, L. Škeršnyte¹⁰⁷, A. Sevcenco⁶⁸, A. Shabanov⁶⁴, A. Shabetai¹¹⁷, R. Shahoyan³⁵, W. Shaikh¹¹², A. Shangaraev⁹³, A. Sharma¹⁰², H. Sharma¹²⁰, M. Sharma¹⁰³, N. Sharma¹⁰², S. Sharma¹⁰³, O. Sheibani¹²⁷, A.I. Sheikh¹⁴², K. Shigaki⁴⁷, M. Shimomura⁸⁵, S. Shirinkin⁹⁴, Q. Shou⁴¹, Y. Sibiriak⁹⁰, S. Siddhanta⁵⁶, T. Siemiarczuk⁸⁷, T.F.D. Silva¹²³, D. Silvermyr⁸², G. Simatovic⁹², G. Simonetti³⁵, B. Singh¹⁰⁷, R. Singh⁸⁸, R. Singh¹⁰³, R. Singh⁵¹, V.K. Singh¹⁴², V. Singhal¹⁴², T. Sinha¹¹², B. Sitar¹³, M. Sitta³², T.B. Skaali²⁰, G. Skorodumovs¹⁰⁶, M. Slupecki⁴⁵, N. Smirnov¹⁴⁷, R.J.M. Snellings⁶³, C. Soncco¹¹⁴, J. Song¹²⁷, A. Songmoolnak¹¹⁸, F. Soramel²⁸, S. Sorensen¹³², I. Sputowska¹²⁰, J. Stachel¹⁰⁶, I. Stan⁶⁸, P.J. Steffanic¹³², S.F. Stiefelmaier¹⁰⁶, D. Stocco¹¹⁷, M.M. Storetvedt³⁷, C.P. Stylianidis⁹², A.A.P. Suaide¹²³, T. Sugitate⁴⁷, C. Suire⁷⁹, M. Suljic³⁵, R. Sultanov⁹⁴, M. Šumbera⁹⁷, V. Sumberia¹⁰³, S. Sumowidagdo⁵², S. Swain⁶⁶, A. Szabo¹³, I. Szarka¹³, U. Tabassam¹⁴, S.F. Taghavi¹⁰⁷, G. TAILLEPIED¹³⁶, J. Takahashi¹²⁴, G.J. Tambave²¹, S. Tang^{136,7}, Z. Tang¹³⁰, M. Tarhini¹¹⁷, M.G. Tarzila⁴⁹, A. Tauro³⁵, G. Tejeda Muñoz⁴⁶, A. Telesca³⁵, L. Terlizzi²⁵, C. Terrevoli¹²⁷, G. Tersimonov³, S. Thakur¹⁴², D. Thomas¹²¹, R. Tieulent¹³⁷, A. Tikhonov⁶⁴, A.R. Timmins¹²⁷, M. Tkacik¹¹⁹, A. Toia⁶⁹, N. Topilskaya⁶⁴, M. Toppi⁵³, F. Torales-Acosta¹⁹, S.R. Torres³⁸, A. Trifiro^{33,57}, S. Tripathy⁷⁰, T. Tripathy⁵⁰, S. Trogolo²⁸, G. Trombetta³⁴, L. Tropp³⁹, V. Trubnikov³, W.H. Trzaska¹²⁸, T.P. Trzcinski¹⁴³, B.A. Trzeciak³⁸, A. Tumkin¹¹¹, R. Turrisi⁵⁸, T.S. Tveter²⁰, K. Ullaland²¹, E.N. Umaka¹²⁷, A. Uras¹³⁷, M. Urioni¹⁴¹, G.L. Usai²³, M. Vala³⁹, N. Valle²⁹, S. Vallero⁶⁰, N. van der Kolk⁶³, L.V.R. van Doremalen⁶³, M. van Leeuwen⁹², P. Vande Vyvre³⁵, D. Varga¹⁴⁶, Z. Varga¹⁴⁶, M. Varga-Kofarago¹⁴⁶, A. Vargas⁴⁶, M. Vasileiou⁸⁶, A. Vasiliev⁹⁰, O. Vázquez Doce¹⁰⁷, V. Vechernin¹¹⁵, E. Vercellin²⁵, S. Vergara Limón⁴⁶, L. Vermunt⁶³, R. Vértesi¹⁴⁶,

M. Verweij⁶³, L. Vickovic³⁶, Z. Vilakazi¹³³, O. Villalobos Baillie¹¹³, G. Vino⁵⁴, A. Vinogradov⁹⁰, T. Virgili³⁰, V. Vislavicius⁹¹, A. Vodopyanov⁷⁶, B. Volkel³⁵, M.A. Völkl¹⁰⁵, K. Voloshin⁹⁴, S.A. Voloshin¹⁴⁴, G. Volpe³⁴, B. von Haller³⁵, I. Vorobyev¹⁰⁷, D. Voscek¹¹⁹, J. Vrláková³⁹, B. Wagner²¹, M. Weber¹¹⁶, A. Wegrzynek³⁵, S.C. Wenzel³⁵, J.P. Wessels¹⁴⁵, J. Wiechula⁶⁹, J. Wikne²⁰, G. Wilk⁸⁷, J. Wilkinson¹⁰⁹, G.A. Willems¹⁴⁵, E. Willsher¹¹³, B. Windelband¹⁰⁶, M. Winn¹³⁹, W.E. Witt¹³², J.R. Wright¹²¹, Y. Wu¹³⁰, R. Xu⁷, S. Yalcin⁷⁸, Y. Yamaguchi⁴⁷, K. Yamakawa⁴⁷, S. Yang²¹, S. Yano^{47,139}, Z. Yin⁷, H. Yokoyama⁶³, I.-K. Yoo¹⁷, J.H. Yoon⁶², S. Yuan²¹, A. Yuncu¹⁰⁶, V. Yurchenko³, V. Zaccolo²⁴, A. Zaman¹⁴, C. Zampolli³⁵, H.J.C. Zanolli⁶³, N. Zardoshti³⁵, A. Zarochentsev¹¹⁵, P. Závada⁶⁷, N. Zaviyalov¹¹¹, H. Zbroszczyk¹⁴³, M. Zhalov¹⁰⁰, S. Zhang⁴¹, X. Zhang⁷, Y. Zhang¹³⁰, V. Zhrebchevskii¹¹⁵, Y. Zhi¹¹, D. Zhou⁷, Y. Zhou⁹¹, J. Zhu^{7,109}, Y. Zhu⁷, A. Zichichi²⁶, G. Zinovjev³, N. Zurlo¹⁴¹

Affiliation Notes

^I Deceased

^{II} Also at: Italian National Agency for New Technologies, Energy and Sustainable Economic Development (ENEA), Bologna, Italy

^{III} Also at: Dipartimento DET del Politecnico di Torino, Turin, Italy

^{IV} Also at: M.V. Lomonosov Moscow State University, D.V. Skobeltsyn Institute of Nuclear Physics, Moscow, Russia

^V Also at: Institute of Theoretical Physics, University of Wroclaw, Poland

Collaboration Institutes

¹ A.I. Alikhanyan National Science Laboratory (Yerevan Physics Institute) Foundation, Yerevan, Armenia

² AGH University of Science and Technology, Cracow, Poland

³ Bogolyubov Institute for Theoretical Physics, National Academy of Sciences of Ukraine, Kiev, Ukraine

⁴ Bose Institute, Department of Physics and Centre for Astroparticle Physics and Space Science (CAPSS), Kolkata, India

⁵ Budker Institute for Nuclear Physics, Novosibirsk, Russia

⁶ California Polytechnic State University, San Luis Obispo, California, United States

⁷ Central China Normal University, Wuhan, China

⁸ Centro de Aplicaciones Tecnológicas y Desarrollo Nuclear (CEADEN), Havana, Cuba

⁹ Centro de Investigación y de Estudios Avanzados (CINVESTAV), Mexico City and Mérida, Mexico

¹⁰ Chicago State University, Chicago, Illinois, United States

¹¹ China Institute of Atomic Energy, Beijing, China

¹² Chungbuk National University, Cheongju, Republic of Korea

¹³ Comenius University Bratislava, Faculty of Mathematics, Physics and Informatics, Bratislava, Slovakia

¹⁴ COMSATS University Islamabad, Islamabad, Pakistan

¹⁵ Creighton University, Omaha, Nebraska, United States

¹⁶ Department of Physics, Aligarh Muslim University, Aligarh, India

¹⁷ Department of Physics, Pusan National University, Pusan, Republic of Korea

¹⁸ Department of Physics, Sejong University, Seoul, Republic of Korea

¹⁹ Department of Physics, University of California, Berkeley, California, United States

²⁰ Department of Physics, University of Oslo, Oslo, Norway

- ²¹ Department of Physics and Technology, University of Bergen, Bergen, Norway
- ²² Dipartimento di Fisica dell'Università 'La Sapienza' and Sezione INFN, Rome, Italy
- ²³ Dipartimento di Fisica dell'Università and Sezione INFN, Cagliari, Italy
- ²⁴ Dipartimento di Fisica dell'Università and Sezione INFN, Trieste, Italy
- ²⁵ Dipartimento di Fisica dell'Università and Sezione INFN, Turin, Italy
- ²⁶ Dipartimento di Fisica e Astronomia dell'Università and Sezione INFN, Bologna, Italy
- ²⁷ Dipartimento di Fisica e Astronomia dell'Università and Sezione INFN, Catania, Italy
- ²⁸ Dipartimento di Fisica e Astronomia dell'Università and Sezione INFN, Padova, Italy
- ²⁹ Dipartimento di Fisica e Nucleare e Teorica, Università di Pavia and Sezione INFN, Pavia, Italy
- ³⁰ Dipartimento di Fisica 'E.R. Caianiello' dell'Università and Gruppo Collegato INFN, Salerno, Italy
- ³¹ Dipartimento DISAT del Politecnico and Sezione INFN, Turin, Italy
- ³² Dipartimento di Scienze e Innovazione Tecnologica dell'Università del Piemonte Orientale and INFN Sezione di Torino, Alessandria, Italy
- ³³ Dipartimento di Scienze MIFT, Università di Messina, Messina, Italy
- ³⁴ Dipartimento Interateneo di Fisica 'M. Merlin' and Sezione INFN, Bari, Italy
- ³⁵ European Organization for Nuclear Research (CERN), Geneva, Switzerland
- ³⁶ Faculty of Electrical Engineering, Mechanical Engineering and Naval Architecture, University of Split, Split, Croatia
- ³⁷ Faculty of Engineering and Science, Western Norway University of Applied Sciences, Bergen, Norway
- ³⁸ Faculty of Nuclear Sciences and Physical Engineering, Czech Technical University in Prague, Prague, Czech Republic
- ³⁹ Faculty of Science, P.J. Šafárik University, Košice, Slovakia
- ⁴⁰ Frankfurt Institute for Advanced Studies, Johann Wolfgang Goethe-Universität Frankfurt, Frankfurt, Germany
- ⁴¹ Fudan University, Shanghai, China
- ⁴² Gangneung-Wonju National University, Gangneung, Republic of Korea
- ⁴³ Gauhati University, Department of Physics, Guwahati, India
- ⁴⁴ Helmholtz-Institut für Strahlen- und Kernphysik, Rheinische Friedrich-Wilhelms-Universität Bonn, Bonn, Germany
- ⁴⁵ Helsinki Institute of Physics (HIP), Helsinki, Finland
- ⁴⁶ High Energy Physics Group, Universidad Autónoma de Puebla, Puebla, Mexico
- ⁴⁷ Hiroshima University, Hiroshima, Japan
- ⁴⁸ Hochschule Worms, Zentrum für Technologietransfer und Telekommunikation (ZTT), Worms, Germany
- ⁴⁹ Horia Hulubei National Institute of Physics and Nuclear Engineering, Bucharest, Romania
- ⁵⁰ Indian Institute of Technology Bombay (IIT), Mumbai, India
- ⁵¹ Indian Institute of Technology Indore, Indore, India
- ⁵² Indonesian Institute of Sciences, Jakarta, Indonesia
- ⁵³ INFN, Laboratori Nazionali di Frascati, Frascati, Italy
- ⁵⁴ INFN, Sezione di Bari, Bari, Italy
- ⁵⁵ INFN, Sezione di Bologna, Bologna, Italy
- ⁵⁶ INFN, Sezione di Cagliari, Cagliari, Italy
- ⁵⁷ INFN, Sezione di Catania, Catania, Italy
- ⁵⁸ INFN, Sezione di Padova, Padova, Italy
- ⁵⁹ INFN, Sezione di Roma, Rome, Italy
- ⁶⁰ INFN, Sezione di Torino, Turin, Italy
- ⁶¹ INFN, Sezione di Trieste, Trieste, Italy
- ⁶² Inha University, Incheon, Republic of Korea
- ⁶³ Institute for Gravitational and Subatomic Physics (GRASP), Utrecht University/Nikhef, Utrecht,

Netherlands

- 64 Institute for Nuclear Research, Academy of Sciences, Moscow, Russia
- 65 Institute of Experimental Physics, Slovak Academy of Sciences, Košice, Slovakia
- 66 Institute of Physics, Homi Bhabha National Institute, Bhubaneswar, India
- 67 Institute of Physics of the Czech Academy of Sciences, Prague, Czech Republic
- 68 Institute of Space Science (ISS), Bucharest, Romania
- 69 Institut für Kernphysik, Johann Wolfgang Goethe-Universität Frankfurt, Frankfurt, Germany
- 70 Instituto de Ciencias Nucleares, Universidad Nacional Autónoma de México, Mexico City, Mexico
- 71 Instituto de Física, Universidade Federal do Rio Grande do Sul (UFRGS), Porto Alegre, Brazil
- 72 Instituto de Física, Universidad Nacional Autónoma de México, Mexico City, Mexico
- 73 iThemba LABS, National Research Foundation, Somerset West, South Africa
- 74 Jeonbuk National University, Jeonju, Republic of Korea
- 75 Johann-Wolfgang-Goethe Universität Frankfurt Institut für Informatik, Fachbereich Informatik und Mathematik, Frankfurt, Germany
- 76 Joint Institute for Nuclear Research (JINR), Dubna, Russia
- 77 Korea Institute of Science and Technology Information, Daejeon, Republic of Korea
- 78 KTO Karatay University, Konya, Turkey
- 79 Laboratoire de Physique des 2 Infinis, Irène Joliot-Curie, Orsay, France
- 80 Laboratoire de Physique Subatomique et de Cosmologie, Université Grenoble-Alpes, CNRS-IN2P3, Grenoble, France
- 81 Lawrence Berkeley National Laboratory, Berkeley, California, United States
- 82 Lund University Department of Physics, Division of Particle Physics, Lund, Sweden
- 83 Moscow Institute for Physics and Technology, Moscow, Russia
- 84 Nagasaki Institute of Applied Science, Nagasaki, Japan
- 85 Nara Women's University (NWU), Nara, Japan
- 86 National and Kapodistrian University of Athens, School of Science, Department of Physics, Athens, Greece
- 87 National Centre for Nuclear Research, Warsaw, Poland
- 88 National Institute of Science Education and Research, Homi Bhabha National Institute, Jatni, India
- 89 National Nuclear Research Center, Baku, Azerbaijan
- 90 National Research Centre Kurchatov Institute, Moscow, Russia
- 91 Niels Bohr Institute, University of Copenhagen, Copenhagen, Denmark
- 92 Nikhef, National institute for subatomic physics, Amsterdam, Netherlands
- 93 NRC Kurchatov Institute IHEP, Protvino, Russia
- 94 NRC «Kurchatov» Institute - ITEP, Moscow, Russia
- 95 NRNU Moscow Engineering Physics Institute, Moscow, Russia
- 96 Nuclear Physics Group, STFC Daresbury Laboratory, Daresbury, United Kingdom
- 97 Nuclear Physics Institute of the Czech Academy of Sciences, Řež u Prahy, Czech Republic
- 98 Oak Ridge National Laboratory, Oak Ridge, Tennessee, United States
- 99 Ohio State University, Columbus, Ohio, United States
- 100 Petersburg Nuclear Physics Institute, Gatchina, Russia
- 101 Physics department, Faculty of science, University of Zagreb, Zagreb, Croatia
- 102 Physics Department, Panjab University, Chandigarh, India
- 103 Physics Department, University of Jammu, Jammu, India
- 104 Physics Department, University of Rajasthan, Jaipur, India
- 105 Physikalisches Institut, Eberhard-Karls-Universität Tübingen, Tübingen, Germany
- 106 Physikalisches Institut, Ruprecht-Karls-Universität Heidelberg, Heidelberg, Germany
- 107 Physik Department, Technische Universität München, Munich, Germany
- 108 Politecnico di Bari and Sezione INFN, Bari, Italy
- 109 Research Division and ExtreMe Matter Institute EMMI, GSI Helmholtzzentrum für

- Schwerionenforschung GmbH, Darmstadt, Germany
- ¹¹⁰ Rudjer Bošković Institute, Zagreb, Croatia
- ¹¹¹ Russian Federal Nuclear Center (VNIIEF), Sarov, Russia
- ¹¹² Saha Institute of Nuclear Physics, Homi Bhabha National Institute, Kolkata, India
- ¹¹³ School of Physics and Astronomy, University of Birmingham, Birmingham, United Kingdom
- ¹¹⁴ Sección Física, Departamento de Ciencias, Pontificia Universidad Católica del Perú, Lima, Peru
- ¹¹⁵ St. Petersburg State University, St. Petersburg, Russia
- ¹¹⁶ Stefan Meyer Institut für Subatomare Physik (SMI), Vienna, Austria
- ¹¹⁷ SUBATECH, IMT Atlantique, Université de Nantes, CNRS-IN2P3, Nantes, France
- ¹¹⁸ Suranaree University of Technology, Nakhon Ratchasima, Thailand
- ¹¹⁹ Technical University of Košice, Košice, Slovakia
- ¹²⁰ The Henryk Niewodniczanski Institute of Nuclear Physics, Polish Academy of Sciences, Cracow, Poland
- ¹²¹ The University of Texas at Austin, Austin, Texas, United States
- ¹²² Universidad Autónoma de Sinaloa, Culiacán, Mexico
- ¹²³ Universidade de São Paulo (USP), São Paulo, Brazil
- ¹²⁴ Universidade Estadual de Campinas (UNICAMP), Campinas, Brazil
- ¹²⁵ Universidade Federal do ABC, Santo Andre, Brazil
- ¹²⁶ University of Cape Town, Cape Town, South Africa
- ¹²⁷ University of Houston, Houston, Texas, United States
- ¹²⁸ University of Jyväskylä, Jyväskylä, Finland
- ¹²⁹ University of Liverpool, Liverpool, United Kingdom
- ¹³⁰ University of Science and Technology of China, Hefei, China
- ¹³¹ University of South-Eastern Norway, Tonsberg, Norway
- ¹³² University of Tennessee, Knoxville, Tennessee, United States
- ¹³³ University of the Witwatersrand, Johannesburg, South Africa
- ¹³⁴ University of Tokyo, Tokyo, Japan
- ¹³⁵ University of Tsukuba, Tsukuba, Japan
- ¹³⁶ Université Clermont Auvergne, CNRS/IN2P3, LPC, Clermont-Ferrand, France
- ¹³⁷ Université de Lyon, CNRS/IN2P3, Institut de Physique des 2 Infinis de Lyon, Lyon, France
- ¹³⁸ Université de Strasbourg, CNRS, IPHC UMR 7178, F-67000 Strasbourg, France, Strasbourg, France
- ¹³⁹ Université Paris-Saclay Centre d'Etudes de Saclay (CEA), IRFU, Département de Physique Nucléaire (DPhN), Saclay, France
- ¹⁴⁰ Università degli Studi di Foggia, Foggia, Italy
- ¹⁴¹ Università di Brescia and Sezione INFN, Brescia, Italy
- ¹⁴² Variable Energy Cyclotron Centre, Homi Bhabha National Institute, Kolkata, India
- ¹⁴³ Warsaw University of Technology, Warsaw, Poland
- ¹⁴⁴ Wayne State University, Detroit, Michigan, United States
- ¹⁴⁵ Westfälische Wilhelms-Universität Münster, Institut für Kernphysik, Münster, Germany
- ¹⁴⁶ Wigner Research Centre for Physics, Budapest, Hungary
- ¹⁴⁷ Yale University, New Haven, Connecticut, United States
- ¹⁴⁸ Yonsei University, Seoul, Republic of Korea