

## Determination of the absolute branching fractions of $D^0 \rightarrow K^- e^+ \nu_e$ and $D^+ \rightarrow \bar{K}^0 e^+ \nu_e$

M. Ablikim,<sup>1</sup> M. N. Achasov,<sup>10,b</sup> P. Adlarson,<sup>67</sup> S. Ahmed,<sup>15</sup> M. Albrecht,<sup>4</sup> R. Aliberti,<sup>28</sup> A. Amoroso,<sup>66a,66c</sup> M. R. An,<sup>32</sup> Q. An,<sup>63,49</sup> X. H. Bai,<sup>57</sup> Y. Bai,<sup>48</sup> O. Bakina,<sup>29</sup> R. Baldini Ferroli,<sup>23a</sup> I. Balossino,<sup>24a</sup> Y. Ban,<sup>38,i</sup> K. Begzsuren,<sup>26</sup> N. Berger,<sup>28</sup> M. Bertani,<sup>23a</sup> D. Bettoni,<sup>24a</sup> F. Bianchi,<sup>66a,66c</sup> J. Bloms,<sup>60</sup> A. Bortone,<sup>66a,66c</sup> I. Boyko,<sup>29</sup> R. A. Briere,<sup>5</sup> H. Cai,<sup>68</sup> X. Cai,<sup>1,49</sup> A. Calcaterra,<sup>23a</sup> G. F. Cao,<sup>1,54</sup> N. Cao,<sup>1,54</sup> S. A. Cetin,<sup>53a</sup> J. F. Chang,<sup>1,49</sup> W. L. Chang,<sup>1,54</sup> G. Chelkov,<sup>29,a</sup> D. Y. Chen,<sup>6</sup> G. Chen,<sup>1</sup> H. S. Chen,<sup>1,54</sup> M. L. Chen,<sup>1,49</sup> S. J. Chen,<sup>35</sup> X. R. Chen,<sup>25</sup> Y. B. Chen,<sup>1,49</sup> Z. J. Chen,<sup>20,j</sup> W. S. Cheng,<sup>66c</sup> G. Cibinetto,<sup>24a</sup> F. Cossio,<sup>66c</sup> X. F. Cui,<sup>36</sup> H. L. Dai,<sup>1,49</sup> X. C. Dai,<sup>1,54</sup> A. Dbeyssi,<sup>15</sup> R. E. de Boer,<sup>4</sup> D. Dedovich,<sup>29</sup> Z. Y. Deng,<sup>1</sup> A. Denig,<sup>28</sup> I. Denysenko,<sup>29</sup> M. Destefanis,<sup>66a,66c</sup> F. De Mori,<sup>66a,66c</sup> Y. Ding,<sup>33</sup> C. Dong,<sup>36</sup> J. Dong,<sup>1,49</sup> L. Y. Dong,<sup>1,54</sup> M. Y. Dong,<sup>1,49,54</sup> X. Dong,<sup>68</sup> S. X. Du,<sup>71</sup> Y. L. Fan,<sup>68</sup> J. Fang,<sup>1,49</sup> S. S. Fang,<sup>1,54</sup> Y. Fang,<sup>1</sup> R. Farinelli,<sup>24a</sup> L. Fava,<sup>66b,66c</sup> F. Feldbauer,<sup>4</sup> G. Felici,<sup>23a</sup> C. Q. Feng,<sup>63,49</sup> J. H. Feng,<sup>50</sup> M. Fritsch,<sup>4</sup> C. D. Fu,<sup>1</sup> Y. Gao,<sup>64</sup> Y. Gao,<sup>63,49</sup> Y. Gao,<sup>38,i</sup> Y. G. Gao,<sup>6</sup> I. Garzia,<sup>24a,24b</sup> P. T. Ge,<sup>68</sup> C. Geng,<sup>50</sup> E. M. Gersabeck,<sup>58</sup> A. Gilman,<sup>61</sup> K. Goetzen,<sup>11</sup> L. Gong,<sup>33</sup> W. X. Gong,<sup>1,49</sup> W. Gradl,<sup>28</sup> M. Greco,<sup>66a,66c</sup> L. M. Gu,<sup>35</sup> M. H. Gu,<sup>1,49</sup> S. Gu,<sup>2</sup> Y. T. Gu,<sup>13</sup> C. Y. Guan,<sup>1,54</sup> A. Q. Guo,<sup>22</sup> L. B. Guo,<sup>34</sup> R. P. Guo,<sup>40</sup> Y. P. Guo,<sup>9,g</sup> A. Guskov,<sup>29,a</sup> T. T. Han,<sup>41</sup> W. Y. Han,<sup>32</sup> X. Q. Hao,<sup>16</sup> F. A. Harris,<sup>56</sup> K. L. He,<sup>1,54</sup> F. H. Heinsius,<sup>4</sup> C. H. Heinz,<sup>28</sup> T. Held,<sup>4</sup> Y. K. Heng,<sup>1,49,54</sup> C. Herold,<sup>51</sup> M. Himmelreich,<sup>11,e</sup> T. Holtmann,<sup>4</sup> G. Y. Hou,<sup>1,54</sup> Y. R. Hou,<sup>54</sup> Z. L. Hou,<sup>1</sup> H. M. Hu,<sup>1,54</sup> J. F. Hu,<sup>47,k</sup> T. Hu,<sup>1,49,54</sup> Y. Hu,<sup>1</sup> G. S. Huang,<sup>63,49</sup> L. Q. Huang,<sup>64</sup> X. T. Huang,<sup>41</sup> Y. P. Huang,<sup>1</sup> Z. Huang,<sup>38,i</sup> T. Hussain,<sup>65</sup> N. Hüskens,<sup>60</sup> W. Ikegami Andersson,<sup>67</sup> W. Imoehl,<sup>22</sup> M. Irshad,<sup>63,49</sup> S. Jaeger,<sup>4</sup> S. Janchiv,<sup>26</sup> Q. Ji,<sup>1</sup> Q. P. Ji,<sup>16</sup> X. B. Ji,<sup>1,54</sup> X. L. Ji,<sup>1,49</sup> Y. Y. Ji,<sup>41</sup> H. B. Jiang,<sup>41</sup> X. S. Jiang,<sup>1,49,54</sup> J. B. Jiao,<sup>41</sup> Z. Jiao,<sup>18</sup> S. Jin,<sup>35</sup> Y. Jin,<sup>57</sup> M. Q. Jing,<sup>1,54</sup> T. Johansson,<sup>67</sup> N. Kalantar-Nayestanaki,<sup>55</sup> X. S. Kang,<sup>33</sup> R. Kappert,<sup>55</sup> M. Kavatsyuk,<sup>55</sup> B. C. Ke,<sup>43,1</sup> I. K. Keshk,<sup>4</sup> A. Khoukaz,<sup>60</sup> P. Kiese,<sup>28</sup> R. Kiuchi,<sup>1</sup> R. Kliemt,<sup>11</sup> L. Koch,<sup>30</sup> O. B. Kolcu,<sup>53a,d</sup> B. Kopf,<sup>4</sup> M. Kuemmel,<sup>4</sup> M. Kuessner,<sup>4</sup> A. Kupsc,<sup>67</sup> M. G. Kurth,<sup>1,54</sup> W. Kühn,<sup>30</sup> J. J. Lane,<sup>58</sup> J. S. Lange,<sup>30</sup> P. Larin,<sup>15</sup> A. Lavanina,<sup>21</sup> L. Lavezzi,<sup>66a,66c</sup> Z. H. Lei,<sup>63,49</sup> H. Leithoff,<sup>28</sup> M. Lellmann,<sup>28</sup> T. Lenz,<sup>28</sup> C. Li,<sup>39</sup> C. H. Li,<sup>32</sup> Cheng Li,<sup>63,49</sup> D. M. Li,<sup>71</sup> F. Li,<sup>1,49</sup> G. Li,<sup>1</sup> H. Li,<sup>63,49</sup> H. Li,<sup>43</sup> H. B. Li,<sup>1,54</sup> J. L. Li,<sup>41</sup> J. Q. Li,<sup>4</sup> J. S. Li,<sup>50</sup> Ke Li,<sup>1</sup> L. K. Li,<sup>1</sup> Lei Li,<sup>3</sup> P. R. Li,<sup>31,l,m</sup> S. Y. Li,<sup>52</sup> W. D. Li,<sup>1,54</sup> W. G. Li,<sup>1</sup> X. H. Li,<sup>63,49</sup> X. L. Li,<sup>41</sup> Xiaoyu Li,<sup>1,54</sup> Z. Y. Li,<sup>50</sup> H. Liang,<sup>1,54</sup> H. Liang,<sup>63,49</sup> H. Liang,<sup>27</sup> Y. F. Liang,<sup>45</sup> Y. T. Liang,<sup>25</sup> G. R. Liao,<sup>12</sup> L. Z. Liao,<sup>1,54</sup> J. Libby,<sup>21</sup> C. X. Lin,<sup>50</sup> B. J. Liu,<sup>1</sup> C. X. Liu,<sup>1</sup> D. Liu,<sup>63,49</sup> F. H. Liu,<sup>44</sup> Fang Liu,<sup>1</sup> Feng Liu,<sup>6</sup> H. B. Liu,<sup>13</sup> H. M. Liu,<sup>1,54</sup> Huanhuan Liu,<sup>1</sup> Huihui Liu,<sup>17</sup> J. B. Liu,<sup>63,49</sup> J. L. Liu,<sup>64</sup> J. Y. Liu,<sup>1,54</sup> K. Liu,<sup>1</sup> K. Y. Liu,<sup>33</sup> L. Liu,<sup>63,49</sup> M. H. Liu,<sup>9,g</sup> P. L. Liu,<sup>1</sup> Q. Liu,<sup>68</sup> Q. Liu,<sup>54</sup> S. B. Liu,<sup>63,49</sup> Shuai Liu,<sup>46</sup> T. Liu,<sup>1,54</sup> W. M. Liu,<sup>63,49</sup> X. Liu,<sup>31,l,m</sup> Y. Liu,<sup>31,l,m</sup> Y. B. Liu,<sup>36</sup> Z. A. Liu,<sup>1,49,54</sup> Z. Q. Liu,<sup>41</sup> X. C. Lou,<sup>1,49,54</sup> F. X. Lu,<sup>16</sup> F. X. Lu,<sup>50</sup> H. J. Lu,<sup>18</sup> J. D. Lu,<sup>1,54</sup> J. G. Lu,<sup>1,49</sup> X. L. Lu,<sup>1</sup> Y. Lu,<sup>1</sup> Y. P. Lu,<sup>1,49</sup> C. L. Luo,<sup>34</sup> M. X. Luo,<sup>70</sup> P. W. Luo,<sup>50</sup> T. Luo,<sup>9,g</sup> X. L. Luo,<sup>1,49</sup> S. Lusso,<sup>66c</sup> X. R. Lyu,<sup>54</sup> F. C. Ma,<sup>33</sup> H. L. Ma,<sup>1,\*</sup> L. L. Ma,<sup>41</sup> M. M. Ma,<sup>1,54</sup> Q. M. Ma,<sup>1</sup> R. Q. Ma,<sup>1,54</sup> R. T. Ma,<sup>54</sup> X. X. Ma,<sup>1,54</sup> X. Y. Ma,<sup>1,49</sup> F. E. Maas,<sup>15</sup> M. Maggiora,<sup>66a,66c</sup> S. Maldaner,<sup>4</sup> S. Malde,<sup>61</sup> Q. A. Malik,<sup>65</sup> A. Mangoni,<sup>23b</sup> Y. J. Mao,<sup>38,i</sup> Z. P. Mao,<sup>1</sup> S. Marcello,<sup>66a,66c</sup> Z. X. Meng,<sup>57</sup> J. G. Messchendorp,<sup>55</sup> G. Mezzadri,<sup>24a</sup> T. J. Min,<sup>35</sup> R. E. Mitchell,<sup>22</sup> X. H. Mo,<sup>1,49,54</sup> Y. J. Mo,<sup>6</sup> N. Yu. Muchnoi,<sup>10,b</sup> H. Muramatsu,<sup>59</sup> S. Nakhoul,<sup>11,e</sup> Y. Nefedov,<sup>29</sup> F. Nerling,<sup>11,e</sup> I. B. Nikolaev,<sup>10,b</sup> Z. Ning,<sup>1,49</sup> S. Nisar,<sup>8,h</sup> S. L. Olsen,<sup>54</sup> Q. Ouyang,<sup>1,49,54</sup> S. Pacetti,<sup>23b,23c</sup> X. Pan,<sup>9,g</sup> Y. Pan,<sup>58</sup> A. Pathak,<sup>1</sup> P. Patteri,<sup>23a</sup> M. Pelizaeus,<sup>4</sup> H. P. Peng,<sup>63,49</sup> K. Peters,<sup>11,e</sup> J. Pettersson,<sup>67</sup> J. L. Ping,<sup>34</sup> R. G. Ping,<sup>1,54</sup> R. Poling,<sup>59</sup> V. Prasad,<sup>63,49</sup> H. Qi,<sup>63,49</sup> H. R. Qi,<sup>52</sup> K. H. Qi,<sup>25</sup> M. Qi,<sup>35</sup> T. Y. Qi,<sup>2</sup> T. Y. Qi,<sup>9</sup> S. Qian,<sup>1,49</sup> W. B. Qian,<sup>54</sup> Z. Qian,<sup>50</sup> C. F. Qiao,<sup>54</sup> L. Q. Qin,<sup>12</sup> X. P. Qin,<sup>9</sup> X. S. Qin,<sup>41</sup> Z. H. Qin,<sup>1,49</sup> J. F. Qiu,<sup>1</sup> S. Q. Qu,<sup>36</sup> K. H. Rashid,<sup>65</sup> K. Ravindran,<sup>21</sup> C. F. Redmer,<sup>28</sup> A. Rivetti,<sup>66c</sup> V. Rodin,<sup>55</sup> M. Rolo,<sup>66c</sup> G. Rong,<sup>1,54</sup> Ch. Rosner,<sup>15</sup> M. Rump,<sup>60</sup> H. S. Sang,<sup>63</sup> A. Sarantsev,<sup>29,c</sup> Y. Schelhaas,<sup>28</sup> C. Schnier,<sup>4</sup> K. Schoenning,<sup>67</sup> M. Scodreggio,<sup>24a,24b</sup> D. C. Shan,<sup>46</sup> W. Shan,<sup>19</sup> X. Y. Shan,<sup>63,49</sup> J. F. Shanguan,<sup>46</sup> M. Shao,<sup>63,49</sup> C. P. Shen,<sup>9</sup> H. F. Shen,<sup>1,54</sup> P. X. Shen,<sup>36</sup> X. Y. Shen,<sup>1,54</sup> H. C. Shi,<sup>63,49</sup> R. S. Shi,<sup>1,54</sup> X. Shi,<sup>1,49</sup> X. D. Shi,<sup>63,49</sup> J. J. Song,<sup>41</sup> W. M. Song,<sup>27,1</sup> Y. X. Song,<sup>38,i</sup> S. Sosio,<sup>66a,66c</sup> S. Spataro,<sup>66a,66c</sup> K. X. Su,<sup>68</sup> P. P. Su,<sup>46</sup> F. F. Sui,<sup>41</sup> G. X. Sun,<sup>1</sup> H. K. Sun,<sup>1</sup> J. F. Sun,<sup>16</sup> L. Sun,<sup>68</sup> S. S. Sun,<sup>1,54</sup> T. Sun,<sup>1,54</sup> W. Y. Sun,<sup>34</sup> W. Y. Sun,<sup>27</sup> X. Sun,<sup>20,j</sup> Y. J. Sun,<sup>63,49</sup> Y. K. Sun,<sup>63,49</sup> Y. Z. Sun,<sup>1</sup> Z. T. Sun,<sup>1</sup> Y. H. Tan,<sup>68</sup> Y. X. Tan,<sup>63,49</sup> C. J. Tang,<sup>45</sup> G. Y. Tang,<sup>1</sup> J. Tang,<sup>50</sup> J. X. Teng,<sup>63,49</sup> V. Thoren,<sup>67</sup> W. H. Tian,<sup>43</sup> I. Uman,<sup>53b</sup> B. Wang,<sup>1</sup> C. W. Wang,<sup>35</sup> D. Y. Wang,<sup>38,i</sup> H. J. Wang,<sup>31,l,m</sup> H. P. Wang,<sup>1,54</sup> K. Wang,<sup>1,49</sup> L. L. Wang,<sup>1</sup> M. Wang,<sup>41</sup> M. Z. Wang,<sup>38,i</sup> Meng Wang,<sup>1,54</sup> W. Wang,<sup>50</sup> W. H. Wang,<sup>68</sup> W. P. Wang,<sup>63,49</sup> X. Wang,<sup>38,i</sup> X. F. Wang,<sup>31,l,m</sup> X. L. Wang,<sup>9,g</sup> Y. Wang,<sup>63,49</sup> Y. Wang,<sup>50</sup> Y. D. Wang,<sup>37</sup> Y. F. Wang,<sup>1,49,54</sup> Y. Q. Wang,<sup>1</sup> Y. Y. Wang,<sup>31,l,m</sup> Z. Wang,<sup>1,49</sup> Z. Y. Wang,<sup>1</sup> Ziyi Wang,<sup>54</sup> Zongyuan Wang,<sup>1,54</sup> D. H. Wei,<sup>12</sup> P. Weidenkaff,<sup>28</sup> F. Weidner,<sup>60</sup> S. P. Wen,<sup>1</sup> D. J. White,<sup>58</sup> U. Wiedner,<sup>4</sup> G. Wilkinson,<sup>61</sup> M. Wolke,<sup>67</sup> L. Wollenberg,<sup>4</sup> J. F. Wu,<sup>1,54</sup> L. H. Wu,<sup>1</sup> L. J. Wu,<sup>1,54</sup> X. Wu,<sup>9,g</sup> Z. Wu,<sup>1,49</sup> L. Xia,<sup>63,49</sup> H. Xiao,<sup>9,g</sup> S. Y. Xiao,<sup>1</sup> Z. J. Xiao,<sup>34</sup> X. H. Xie,<sup>38,i</sup> Y. G. Xie,<sup>1,49</sup> Y. H. Xie,<sup>6</sup> T. Y. Xing,<sup>1,54</sup> G. F. Xu,<sup>1</sup> Q. J. Xu,<sup>14</sup> W. Xu,<sup>1,54</sup> X. P. Xu,<sup>46</sup> Y. C. Xu,<sup>54</sup> F. Yan,<sup>9,g</sup> L. Yan,<sup>9,g</sup> W. B. Yan,<sup>63,49</sup> W. C. Yan,<sup>71</sup> Xu Yan,<sup>46</sup> H. J. Yang,<sup>42,f</sup> H. X. Yang,<sup>1</sup> L. Yang,<sup>43</sup> S. L. Yang,<sup>54</sup> Y. X. Yang,<sup>12</sup> Yifan Yang,<sup>1,54</sup> Zhi Yang,<sup>25</sup> M. Ye,<sup>1,49</sup> M. H. Ye,<sup>7</sup> J. H. Yin,<sup>1</sup> Z. Y. You,<sup>50</sup> B. X. Yu,<sup>1,49,54</sup> C. X. Yu,<sup>36</sup> G. Yu,<sup>1,54</sup> J. S. Yu,<sup>20,j</sup> T. Yu,<sup>64</sup> C. Z. Yuan,<sup>1,54</sup> L. Yuan,<sup>2</sup>

X. Q. Yuan,<sup>38,i</sup> Y. Yuan,<sup>1</sup> Z. Y. Yuan,<sup>50</sup> C. X. Yue,<sup>32</sup> A. A. Zafar,<sup>65</sup> X. Zeng,<sup>6</sup> Y. Zeng,<sup>20,j</sup> A. Q. Zhang,<sup>1</sup> B. X. Zhang,<sup>1</sup> Guangyi Zhang,<sup>16</sup> H. Zhang,<sup>63</sup> H. H. Zhang,<sup>50</sup> H. H. Zhang,<sup>27</sup> H. Y. Zhang,<sup>1,49</sup> J. J. Zhang,<sup>43</sup> J. L. Zhang,<sup>69</sup> J. Q. Zhang,<sup>34</sup> J. W. Zhang,<sup>1,49,54</sup> J. Y. Zhang,<sup>1</sup> J. Z. Zhang,<sup>1,54</sup> Jianyu Zhang,<sup>1,54</sup> Jiawei Zhang,<sup>1,54</sup> L. Q. Zhang,<sup>50</sup> Lei Zhang,<sup>35</sup> S. Zhang,<sup>50</sup> S. F. Zhang,<sup>35</sup> Shulei Zhang,<sup>20,j</sup> X. D. Zhang,<sup>37</sup> X. Y. Zhang,<sup>41</sup> Y. Zhang,<sup>61</sup> Y. T. Zhang,<sup>71</sup> Y. H. Zhang,<sup>1,49</sup> Yan Zhang,<sup>63,49</sup> Yao Zhang,<sup>1</sup> Z. H. Zhang,<sup>6</sup> Z. Y. Zhang,<sup>68</sup> G. Zhao,<sup>1</sup> J. Zhao,<sup>32</sup> J. Y. Zhao,<sup>1,54</sup> J. Z. Zhao,<sup>1,49</sup> Lei Zhao,<sup>63,49</sup> Ling Zhao,<sup>1</sup> M. G. Zhao,<sup>36</sup> Q. Zhao,<sup>1</sup> S. J. Zhao,<sup>71</sup> Y. B. Zhao,<sup>1,49</sup> Y. X. Zhao,<sup>25</sup> Z. G. Zhao,<sup>63,49</sup> A. Zhemchugov,<sup>29,a</sup> B. Zheng,<sup>64</sup> J. P. Zheng,<sup>1,49</sup> Y. Zheng,<sup>38,i</sup> Y. H. Zheng,<sup>54</sup> B. Zhong,<sup>34</sup> C. Zhong,<sup>64</sup> L. P. Zhou,<sup>1,54</sup> Q. Zhou,<sup>1,54</sup> X. Zhou,<sup>68</sup> X. K. Zhou,<sup>54</sup> X. R. Zhou,<sup>63,49</sup> A. N. Zhu,<sup>1,54</sup> J. Zhu,<sup>36</sup> K. Zhu,<sup>1</sup> K. J. Zhu,<sup>1,49,54</sup> S. H. Zhu,<sup>62</sup> T. J. Zhu,<sup>69</sup> W. J. Zhu,<sup>9,g</sup> W. J. Zhu,<sup>36</sup> Y. C. Zhu,<sup>63,49</sup> Z. A. Zhu,<sup>1,54</sup> B. S. Zou,<sup>1</sup> and J. H. Zou<sup>1</sup>

(BESIII Collaboration)

<sup>1</sup>*Institute of High Energy Physics, Beijing 100049, People's Republic of China*

<sup>2</sup>*Beihang University, Beijing 100191, People's Republic of China*

<sup>3</sup>*Beijing Institute of Petrochemical Technology, Beijing 102617, People's Republic of China*

<sup>4</sup>*Bochum Ruhr-University, D-44780 Bochum, Germany*

<sup>5</sup>*Carnegie Mellon University, Pittsburgh, Pennsylvania 15213, USA*

<sup>6</sup>*Central China Normal University, Wuhan 430079, People's Republic of China*

<sup>7</sup>*China Center of Advanced Science and Technology, Beijing 100190, People's Republic of China*

<sup>8</sup>*COMSATS University Islamabad, Lahore Campus, Defence Road, Off Raiwind Road, 54000 Lahore, Pakistan*

<sup>9</sup>*Fudan University, Shanghai 200443, People's Republic of China*

<sup>10</sup>*G. I. Budker Institute of Nuclear Physics SB RAS (BINP), Novosibirsk 630090, Russia*

<sup>11</sup>*GSI Helmholtzcentre for Heavy Ion Research GmbH, D-64291 Darmstadt, Germany*

<sup>12</sup>*Guangxi Normal University, Guilin 541004, People's Republic of China*

<sup>13</sup>*Guangxi University, Nanning 530004, People's Republic of China*

<sup>14</sup>*Hangzhou Normal University, Hangzhou 310036, People's Republic of China*

<sup>15</sup>*Helmholtz Institute Mainz, Staudinger Weg 18, D-55099 Mainz, Germany*

<sup>16</sup>*Henan Normal University, Xixiang 453007, People's Republic of China*

<sup>17</sup>*Henan University of Science and Technology, Luoyang 471003, People's Republic of China*

<sup>18</sup>*Huangshan College, Huangshan 245000, People's Republic of China*

<sup>19</sup>*Hunan Normal University, Changsha 410081, People's Republic of China*

<sup>20</sup>*Hunan University, Changsha 410082, People's Republic of China*

<sup>21</sup>*Indian Institute of Technology Madras, Chennai 600036, India*

<sup>22</sup>*Indiana University, Bloomington, Indiana 47405, USA*

<sup>23a</sup>*INFN Laboratori Nazionali di Frascati, INFN Laboratori Nazionali di Frascati, I-00044, Frascati, Italy*

<sup>23b</sup>*INFN Laboratori Nazionali di Frascati, INFN Sezione di Perugia, I-06100, Perugia, Italy*

<sup>23c</sup>*INFN Laboratori Nazionali di Frascati, University of Perugia, I-06100, Perugia, Italy*

<sup>24a</sup>*INFN Sezione di Ferrara, INFN Sezione di Ferrara, I-44122, Ferrara, Italy*

<sup>24b</sup>*INFN Sezione di Ferrara, University of Ferrara, I-44122, Ferrara, Italy*

<sup>25</sup>*Institute of Modern Physics, Lanzhou 730000, People's Republic of China*

<sup>26</sup>*Institute of Physics and Technology, Peace Ave. 54B, Ulaanbaatar 13330, Mongolia*

<sup>27</sup>*Jilin University, Changchun 130012, People's Republic of China*

<sup>28</sup>*Johannes Gutenberg University of Mainz, Johann-Joachim-Becher-Weg 45, D-55099 Mainz, Germany*

<sup>29</sup>*Joint Institute for Nuclear Research, 141980 Dubna, Moscow region, Russia*

<sup>30</sup>*Justus-Liebig-Universitaet Giessen, II. Physikalisches Institut, Heinrich-Buff-Ring 16, D-35392 Giessen, Germany*

<sup>31</sup>*Lanzhou University, Lanzhou 730000, People's Republic of China*

<sup>32</sup>*Liaoning Normal University, Dalian 116029, People's Republic of China*

<sup>33</sup>*Liaoning University, Shenyang 110036, People's Republic of China*

<sup>34</sup>*Nanjing Normal University, Nanjing 210023, People's Republic of China*

<sup>35</sup>*Nanjing University, Nanjing 210093, People's Republic of China*

<sup>36</sup>*Nankai University, Tianjin 300071, People's Republic of China*

<sup>37</sup>*North China Electric Power University, Beijing 102206, People's Republic of China*

<sup>38</sup>*Peking University, Beijing 100871, People's Republic of China*

<sup>39</sup>*Qufu Normal University, Qufu 273165, People's Republic of China*

<sup>40</sup>*Shandong Normal University, Jinan 250014, People's Republic of China*

<sup>41</sup>*Shandong University, Jinan 250100, People's Republic of China*

<sup>42</sup>*Shanghai Jiao Tong University, Shanghai 200240, People's Republic of China*

- <sup>43</sup>*Shanxi Normal University, Linfen 041004, People's Republic of China*  
<sup>44</sup>*Shanxi University, Taiyuan 030006, People's Republic of China*  
<sup>45</sup>*Sichuan University, Chengdu 610064, People's Republic of China*  
<sup>46</sup>*Soochow University, Suzhou 215006, People's Republic of China*  
<sup>47</sup>*South China Normal University, Guangzhou 510006, People's Republic of China*  
<sup>48</sup>*Southeast University, Nanjing 211100, People's Republic of China*  
<sup>49</sup>*State Key Laboratory of Particle Detection and Electronics, Beijing 100049, Hefei 230026, People's Republic of China*  
<sup>50</sup>*Sun Yat-Sen University, Guangzhou 510275, People's Republic of China*  
<sup>51</sup>*Suranaree University of Technology, University Avenue 111, Nakhon Ratchasima 30000, Thailand*  
<sup>52</sup>*Tsinghua University, Beijing 100084, People's Republic of China*  
<sup>53a</sup>*Turkish Accelerator Center Particle Factory Group, Istanbul Bilgi University, HEP Res. Cent., 34060 Eyup, Istanbul, Turkey*  
<sup>53b</sup>*Turkish Accelerator Center Particle Factory Group, Near East University, Nicosia, North Cyprus, Mersin 10, Turkey*  
<sup>54</sup>*University of Chinese Academy of Sciences, Beijing 100049, People's Republic of China*  
<sup>55</sup>*University of Groningen, NL-9747 AA Groningen, The Netherlands*  
<sup>56</sup>*University of Hawaii, Honolulu, Hawaii 96822, USA*  
<sup>57</sup>*University of Jinan, Jinan 250022, People's Republic of China*  
<sup>58</sup>*University of Manchester, Oxford Road, Manchester, M13 9PL, United Kingdom*  
<sup>59</sup>*University of Minnesota, Minneapolis, Minnesota 55455, USA*  
<sup>60</sup>*University of Muenster, Wilhelm-Klemm-Str. 9, 48149 Muenster, Germany*  
<sup>61</sup>*University of Oxford, Keble Rd, Oxford, OX13RH, United Kingdom*  
<sup>62</sup>*University of Science and Technology Liaoning, Anshan 114051, People's Republic of China*  
<sup>63</sup>*University of Science and Technology of China, Hefei 230026, People's Republic of China*  
<sup>64</sup>*University of South China, Hengyang 421001, People's Republic of China*  
<sup>65</sup>*University of the Punjab, Lahore-54590, Pakistan*  
<sup>66a</sup>*University of Turin and INFN, University of Turin, I-10125, Turin, Italy*  
<sup>66b</sup>*University of Turin and INFN, University of Eastern Piedmont, I-15121, Alessandria, Italy*  
<sup>66c</sup>*University of Turin and INFN, INFN, I-10125, Turin, Italy*  
<sup>67</sup>*Uppsala University, Box 516, SE-75120 Uppsala, Sweden*  
<sup>68</sup>*Wuhan University, Wuhan 430072, People's Republic of China*  
<sup>69</sup>*Xinyang Normal University, Xinyang 464000, People's Republic of China*  
<sup>70</sup>*Zhejiang University, Hangzhou 310027, People's Republic of China*  
<sup>71</sup>*Zhengzhou University, Zhengzhou 450001, People's Republic of China*



(Received 17 April 2021; accepted 15 July 2021; published 15 September 2021)

Using  $2.93 \text{ fb}^{-1}$  of  $e^+e^-$  collision data collected with the BESIII detector at a center-of-mass energy of  $3.773 \text{ GeV}$ , we measure the absolute branching fractions of the decays  $D^0 \rightarrow K^- e^+ \nu_e$  and  $D^+ \rightarrow \bar{K}^0 e^+ \nu_e$  to be  $(3.567 \pm 0.031_{\text{stat}} \pm 0.025_{\text{syst}})\%$  and  $(8.68 \pm 0.14_{\text{stat}} \pm 0.16_{\text{syst}})\%$ , respectively. Starting with the

<sup>a</sup>Also at the Moscow Institute of Physics and Technology, Moscow 141700, Russia.

<sup>b</sup>Also at the Novosibirsk State University, Novosibirsk, 630090, Russia.

<sup>c</sup>Also at the NRC “Kurchatov Institute”, PNPI, 188300, Gatchina, Russia.

<sup>d</sup>Currently at Istanbul Arel University, 34295 Istanbul, Turkey.

<sup>e</sup>Also at Goethe University Frankfurt, 60323 Frankfurt am Main, Germany.

<sup>f</sup>Also at Key Laboratory for Particle Physics, Astrophysics and Cosmology, Ministry of Education; Shanghai Key Laboratory for Particle Physics and Cosmology; Institute of Nuclear and Particle Physics, Shanghai 200240, People's Republic of China.

<sup>g</sup>Also at Key Laboratory of Nuclear Physics and Ion-beam Application (MOE) and Institute of Modern Physics, Fudan University, Shanghai 200443, People's Republic of China.

<sup>h</sup>Also at Harvard University, Department of Physics, Cambridge, Massachusetts 02138, USA.

<sup>i</sup>Also at State Key Laboratory of Nuclear Physics and Technology, Peking University, Beijing 100871, People's Republic of China.

<sup>j</sup>Also at School of Physics and Electronics, Hunan University, Changsha 410082, China.

<sup>k</sup>Also at Guangdong Provincial Key Laboratory of Nuclear Science, Institute of Quantum Matter, South China Normal University, Guangzhou 510006, China.

<sup>l</sup>Also at Frontiers Science Center for Rare Isotopes, Lanzhou University, Lanzhou 730000, People's Republic of China.

<sup>m</sup>Also at Lanzhou Center for Theoretical Physics, Lanzhou University, Lanzhou 730000, People's Republic of China.

Published by the American Physical Society under the terms of the [Creative Commons Attribution 4.0 International license](https://creativecommons.org/licenses/by/4.0/). Further distribution of this work must maintain attribution to the author(s) and the published article's title, journal citation, and DOI. Funded by SCOAP<sup>3</sup>.

process  $e^+e^- \rightarrow D\bar{D}$ , a new reconstruction method is employed to select events that contain candidates for both  $D \rightarrow \bar{K}e^+\nu_e$  and  $\bar{D} \rightarrow Ke^-\bar{\nu}_e$  decays. The branching fractions reported in this work are consistent within uncertainties with previous BESIII measurements that selected events containing  $D \rightarrow \bar{K}e^+\nu_e$  and hadronic  $\bar{D}$  decays. Combining our results with the lifetimes of the  $D^0$  and  $D^+$  mesons and the previous BESIII measurements leads to a ratio of the two decay partial widths of  $\frac{\Gamma_{D^0 \rightarrow \bar{K}e^+\nu_e}}{\Gamma_{D^+ \rightarrow \bar{K}^0e^+\nu_e}} = 1.039 \pm 0.021$ . This ratio supports isospin symmetry in the  $D^0 \rightarrow K^-e^+\nu_e$  and  $D^+ \rightarrow \bar{K}^0e^+\nu_e$  decays within  $1.9\sigma$ .

DOI: 10.1103/PhysRevD.104.052008

## I. INTRODUCTION

Experimental studies of semileptonic  $D^{0(+)}$  decays are important for our understanding of the strong and weak interactions in charmed meson decays. Among all exclusive semileptonic  $D^{0(+)}$  decays, the  $D^0 \rightarrow K^-e^+\nu_e$  and  $D^+ \rightarrow \bar{K}^0e^+\nu_e$  decays have the largest branching fractions, the cleanest experimental signatures, and the highest event yields. Precise measurements of these decay branching fractions probe nonperturbative effects in heavy meson decays, and can be used to validate the theoretical predictions [1–4] shown in Table I. Moreover, an accurate measurement of the ratio of branching fractions of the decays  $D^0 \rightarrow K^-e^+\nu_e$  and  $D^+ \rightarrow \bar{K}^0e^+\nu_e$  is an important test of isospin symmetry in the context of weak decays. Finally, as pointed out in Ref. [5], semileptonic branching fractions can be used to determine the product of the hadronic form factor  $f_+^K(0)$  and the Cabibbo-Kobayashi-Maskawa (CKM) matrix element  $|V_{cs}|$ . Measuring  $f_+^K(0)$  tests key predictions from lattice QCD calculations, and measuring  $|V_{cs}|$  probes the unitarity of the CKM matrix.

Direct measurements of the branching fractions of the  $D^0 \rightarrow K^-e^+\nu_e$  and  $D^+ \rightarrow \bar{K}^0e^+\nu_e$  decays have previously been reported by BES [10,11], Belle [12], CLEO [6], and BESIII [7,8,13,14], and indirect measurements of the  $D^0 \rightarrow K^-e^+\nu_e$  decay have previously been presented by E691 [15], CLEO [16,17], and BABAR [18]. In this work, a new technique is used to determine the absolute branching fractions of the decays  $D^0 \rightarrow K^-e^+\nu_e$  and  $D^+ \rightarrow \bar{K}^0e^+\nu_e$  by reconstructing both  $D \rightarrow \bar{K}e^+\nu_e$  and  $\bar{D} \rightarrow Ke^-\bar{\nu}_e$  within the same events. We use  $2.93 \text{ fb}^{-1}$  of  $e^+e^-$  collision data collected with the BESIII detector at a center-of-mass energy of  $\sqrt{s} = 3.773 \text{ GeV}$ .

## II. MEASUREMENT METHOD

The  $\psi(3770)$  resonance decays predominately into  $D\bar{D}$  meson pairs and our new method finds candidate events that either include  $D^0 \rightarrow K^-e^+\nu_e$  and  $\bar{D}^0 \rightarrow K^+e^-\bar{\nu}_e$  decays or  $D^+ \rightarrow \bar{K}^0e^+\nu_e$  and  $D^- \rightarrow K^0e^-\bar{\nu}_e$  decays. These are called neutral and charged double-tag (DT) events, respectively. The yield of the DT signal events is given by

$$N_{\text{DT}} = N_{D\bar{D}} \cdot \mathcal{B}_{\text{SL}}^2 \cdot \epsilon_{\text{DT}}, \quad (1)$$

where  $N_{D\bar{D}}$  is the total number of  $D^0\bar{D}^0$  or  $D^+D^-$  pairs in the data set,  $\mathcal{B}_{\text{SL}}$  is the branching fraction of the signal  $D^0 \rightarrow K^-e^+\nu_e$  or  $D^+ \rightarrow \bar{K}^0e^+\nu_e$  decay, and  $\epsilon_{\text{DT}}$  is the efficiency of detecting the DT signal events. The branching fraction of the  $D^0 \rightarrow K^-e^+\nu_e$  or  $D^+ \rightarrow \bar{K}^0e^+\nu_e$  decay can then be determined by

$$\mathcal{B}_{\text{SL}} = \sqrt{N_{\text{DT}}/(N_{D\bar{D}} \cdot \epsilon_{\text{DT}})}. \quad (2)$$

In our previous work, we have determined  $N_{D^0\bar{D}^0} = (10597 \pm 28 \pm 98) \times 10^3$  and  $N_{D^+D^-} = (8296 \pm 31 \pm 65) \times 10^3$  using hadronic  $D$  decays [19]. Therefore, the semileptonic signal events used in this analysis are independent of the quoted numbers of  $N_{D^0\bar{D}^0}$  and  $N_{D^+D^-}$ .

## III. BESIII DETECTOR AND MONTE CARLO

The BESIII detector is a magnetic spectrometer [20] located at the Beijing Electron Positron Collider (BEPCII) [21,22]. The cylindrical core of the BESIII detector consists of a helium-based multilayer drift chamber (MDC), a plastic scintillator time-of-flight system (TOF), and a CsI(Tl) electromagnetic calorimeter (EMC), which are all enclosed in a superconducting solenoidal magnet

TABLE I. Branching fractions (in %) of  $D^0 \rightarrow K^-e^+\nu_e$  and  $D^+ \rightarrow \bar{K}^0e^+\nu_e$  predicted by the covariant confined quark model (CCQM) [1], chiral unitary approach (HM $\chi$ T) [2], light-front quark model (LFQM) [3], and light-cone QCD sum rules (LCSR) [4], as well as comparison with the CLEO, BESIII, and world average values.

Decay	CCQM [1]	HM $\chi$ T [2]	LFQM [3]	LCSR [4]	CLEO-c [6]	BESIII [7,8]	PDG [9]
$D^0 \rightarrow K^-e^+\nu_e$	3.63	3.4	...	$3.20_{-0.43}^{+0.47}$	$3.50 \pm 0.03 \pm 0.04$	$3.505 \pm 0.014 \pm 0.033$	$3.542 \pm 0.035$
$D^+ \rightarrow \bar{K}^0e^+\nu_e$	9.28	8.4	$10.32 \pm 0.93$	$8.12_{-1.08}^{+1.19}$	$8.83 \pm 0.10 \pm 0.20$	$8.60 \pm 0.06 \pm 0.15$	$8.73 \pm 0.10$



providing a 1.0 T magnetic field. The solenoid is supported by an octagonal flux-return yoke with resistive plate counter muon identifier modules interleaved with steel. The acceptance of charged particles and photons is 93% over the  $4\pi$  solid angle. The charged-particle momentum resolution at 1 GeV/c is 0.5%, and the specific energy loss ( $dE/dx$ ) resolution is 6% for the electrons from Bhabha scattering. The EMC measures photon energies with a resolution of 2.5% (5%) at 1 GeV in the barrel (end cap) region. The time resolution of the TOF barrel part is 68 ps, while that of the end cap part is 110 ps.

Simulated event samples, produced with the GEANT4-based [23] Monte Carlo (MC) package and including the geometric description of the BESIII detector and the detector response, are used to determine the detection efficiency and estimate the backgrounds. The simulation includes the beam-energy spread and initial-state radiation (ISR) in the  $e^+e^-$  annihilations modeled with the generator KKMC [24]. The inclusive MC samples consist of the production of  $D\bar{D}$  pairs with consideration of quantum coherence for all neutral  $D$  modes, the non- $D\bar{D}$  decays of the  $\psi(3770)$ , the ISR production of the  $J/\psi$  and  $\psi(3686)$  states, and the continuum processes. The known decay modes are modeled with EVTGEN [25] using the branching fractions taken from the Particle Data Group (PDG) [9], and the remaining unknown decays from the charmonium states are modeled with LundCharm [26]. Final-state radiation from charged final-state particles is incorporated with the PHOTOS package [27]. The  $D^0 \rightarrow K^- e^+ \nu_e$  and  $D^+ \rightarrow \bar{K}^0 e^+ \nu_e$  decays are simulated with the modified pole model [28] with the pole mass fixed to the  $D_s^{*+}$  nominal mass [9] and the other parameters taken from our measurements in Refs. [7,8], respectively.

#### IV. EVENT SELECTION

The selection criteria of charged and neutral kaons as well as electrons ( $e^+$  or  $e^-$ ) are the same as those used in Refs. [13,29–38]. All charged tracks are required to be within a polar angle ( $\theta$ ) region of  $|\cos\theta| < 0.93$ . All charged tracks not from  $K_S^0$  decays are required to originate from the interaction point with a distance of closest approach less than 1 cm in the transverse plane perpendicular to the MDC axis and less than 10 cm along the MDC axis.

Particle identification (PID) of charged kaons is performed by combining  $dE/dx$  and TOF information. For electron candidates, EMC information is also incorporated. Charged tracks satisfying confidence levels  $CL_e > 0.001$  and  $CL_e/(CL_e + CL_\pi + CL_K) > 0.8$  are assigned as electron candidates. Kaon candidates are required to satisfy  $CL_K > CL_\pi$ , but must fail to satisfy the electron PID requirements. This reduces background from Bhabha scattering events with a radiative photon converting into

an  $e^+e^-$  pair. To suppress misidentification between electrons and hadrons, the ratio of the deposited energy in the EMC of an electron candidate to its momentum in the MDC is required to be within (0.8, 1.2).

Neutral kaon candidates are reconstructed by using the  $\bar{K}^0 \rightarrow K_S^0 \rightarrow \pi^+\pi^-$  decay mode. For two charged pion candidates, the distance of the closest approach to the interaction point is required to be less than 20 cm along the MDC axis. They are assigned as  $\pi^+\pi^-$  without PID requirements. The two charged pion candidates are constrained to originate from a common vertex and are required to have an invariant mass within (0.486, 0.510) GeV/c<sup>2</sup>, which corresponds to about 3 times the resolution. The decay length of the  $K_S^0$  candidate is required to have a decay vertex more than two standard deviations away from the interaction point.

Electrons often produce final-state radiation and bremsstrahlung (collectively named FSR in the following) in the innermost parts of the detector. We identify FSR photons as EMC showers that occur within 15° of the electron's initial direction (before curving in the magnetic field). We further require the FSR photons deposit greater than 0.025 GeV in the barrel region of the EMC or greater than 0.050 GeV in the end cap region, and that their shower time is within 700 ns of the event start time. The four-momenta of these FSR candidates are then added back to the electron tracks. This is called FSR recovery. To suppress backgrounds associated with a photon converting into an  $e^+e^-$  pair, especially from the radiative Bhabha events for neutral DT candidates, the opening angles between electron and positron candidates and between  $K^+$  and  $K^-$  candidates are required to satisfy  $\cos\theta_{e^+e^-} < 0.95$  and  $\cos\theta_{K^+K^-} < 0.95$ .

Figure 1 shows the  $M_{K\bar{K}e^+e^-}$  distributions of the candidate events selected from data and the inclusive MC sample. To further reject backgrounds from Bhabha scattering events and  $e^+e^- \rightarrow (\gamma)K^+K^-e^+e^-$  events, which concentrate around 4.05 and 3.773 GeV/c<sup>2</sup> in the  $M_{K^+K^-e^+e^-}$  distribution, respectively,  $M_{K^+K^-e^+e^-}$  is required to be less than 3.50 GeV/c<sup>2</sup>.

The main source of background for the neutral DT channel are events with  $D^0 \rightarrow K^-\pi^0 e^+ \nu_e$  and  $\bar{D}^0 \rightarrow K^+ e^- \bar{\nu}_e$ . For the charged DT channel, the main background comes from events with  $D^+ \rightarrow K_S^0 \pi^0 e^+ \nu_e$  and  $D^- \rightarrow K_S^0 e^- \bar{\nu}_e$ . The processes  $D^0 \rightarrow K^-\pi^0 e^+ \nu_e$  and  $D^+ \rightarrow K_S^0 \pi^0 e^+ \nu_e$  are dominated by  $D^0 \rightarrow K^*(892)^- e^+ \nu_e$  and  $D^+ \rightarrow \bar{K}^*(892)^0 e^+ \nu_e$ , respectively. To suppress background processes with extra photon(s) and  $\pi^0$ (s), we require that the maximum energy of any extra photon ( $E_{\text{extray}}^{\text{max}}$ ) is less than 0.25 GeV and there is no extra  $\pi^0$  candidate in the event ( $N_{\text{extray}\pi^0}$ ). The  $\pi^0$  candidates are reconstructed via the  $\pi^0 \rightarrow \gamma\gamma$  decay and the opening angle between the photon candidate and the nearest charged track is required to be greater than 10°. Any photon pair with an

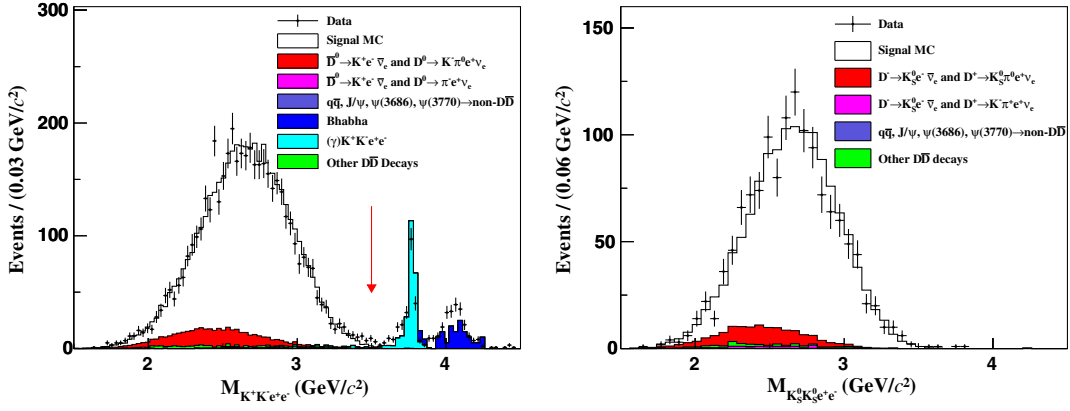


FIG. 1. The  $M_{K\bar{K}e^+e^-}$  distributions of the candidate events for (left)  $D^0 \rightarrow K^- e^+ \nu_e$  and  $\bar{D}^0 \rightarrow K^+ e^- \bar{\nu}_e$  before imposing the  $M_{K^+K^-e^+e^-}$  requirement (shown as the red arrow at  $3.5 \text{ GeV}/c^2$ ) and (right)  $D^+ \rightarrow \bar{K}^0 e^+ \nu_e$  and  $D^- \rightarrow K^0 e^- \bar{\nu}_e$  in data (points with error bars) and the inclusive MC sample (histograms).

invariant mass between  $(0.115, 0.150) \text{ GeV}/c^2$  is regarded as a  $\pi^0$  candidate, and a kinematic fit is imposed on the photon pair to constrain its invariant mass to the  $\pi^0$  nominal mass [9].

## V. DATA ANALYSIS

The numbers of DT candidate events for the neutral and charged channels are measured using the missing mass squared:

$$M_{\text{miss}}^2 \equiv E_{\text{miss}}^2 - |\vec{p}_{\text{miss}}|^2,$$

where  $E_{\text{miss}}$  and  $\vec{p}_{\text{miss}}$  are the missing energy and momentum in the  $e^+e^-$  center-of-mass frame, respectively. They are calculated using

$$E_{\text{miss}} = 2E_{\text{beam}} - \sum_i E_i,$$

and

$$|\vec{p}_{\text{miss}}| = \left| \sum_i \vec{p}_i \right|,$$

where  $E_{\text{beam}}$  is the beam energy and  $E_i$  and  $\vec{p}_i$  are the measured energy and momentum of particle  $i$  in the  $e^+e^-$  center-of-mass frame, summing over  $K, \bar{K}, e^+$ , and  $e^-$ . The  $M_{\text{miss}}^2$  distributions of the candidate events surviving in data and the inclusive MC sample are shown in Fig. 2. Good consistency between data and the MC simulation can be seen. Signal events appear in a wide range,  $(-0.02, 2.50) \text{ GeV}^2/c^4$ , due to the two missing neutrinos in the final state. The numbers of events in the signal region for neutral and charged DT candidate events are 4449 and 1317, respectively.

## VI. BACKGROUND ANALYSIS

Background events are divided into three categories. The first category comes from  $\psi(3770) \rightarrow D\bar{D}$  decays. The corresponding background yields are estimated from the number of  $D^0\bar{D}^0$  or  $D^+D^-$  pairs in the data, the relevant branching fractions for the  $D$  and  $\bar{D}$  decays, and the individual MC-determined misidentification rates. The branching fractions used for  $D^+ \rightarrow K_S^0 \ell^+ \nu_\ell$  ( $\ell = e$  or  $\mu$ ) and  $D^+ \rightarrow K_L^0 \ell^+ \nu_\ell$  are taken as half the world average value of the branching fraction for  $D^+ \rightarrow \bar{K}^0 \ell^+ \nu_\ell$ . The

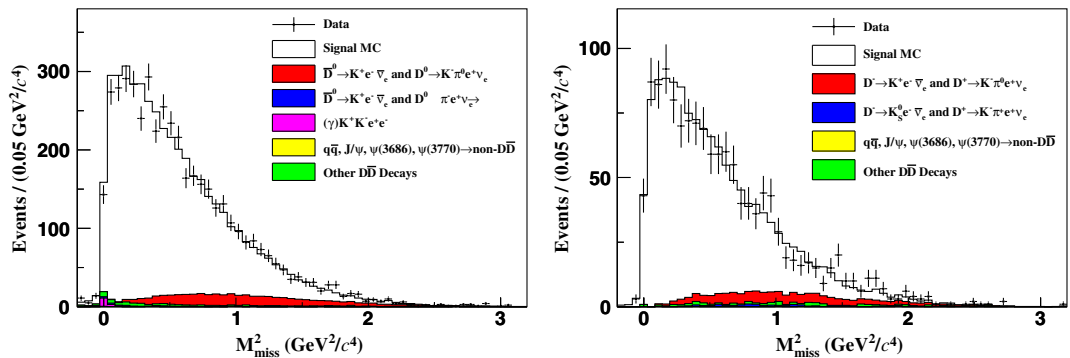


FIG. 2. The  $M_{\text{miss}}^2$  distributions of the (left)  $D^0 \rightarrow K^- e^+ \nu_e$  and  $\bar{D}^0 \rightarrow K^+ e^- \bar{\nu}_e$  and (right)  $D^+ \rightarrow \bar{K}^0 e^+ \nu_e$  and  $D^- \rightarrow K^0 e^- \bar{\nu}_e$  candidate events in data (points with error bars) and the inclusive MC sample (histograms).

TABLE II. Background sources and the numbers of estimated background events for the neutral and charged DT channels.

Source	$D^0 \rightarrow K^- e^+ \nu_e$ and $\bar{D}^0 \rightarrow K^+ e^- \bar{\nu}_e$	$D^+ \rightarrow \bar{K}^0 e^+ \nu_e$ and $D^- \rightarrow K^0 e^- \bar{\nu}_e$
$D^0 \rightarrow K^- e^+ \nu_e$ and $\bar{D}^0 \rightarrow K^+ \pi^0 e^- \bar{\nu}_e$	$309.7 \pm 21.9$	...
$D^0 \rightarrow K^- e^+ \nu_e$ and $\bar{D}^0 \rightarrow \pi^+ e^- \bar{\nu}_e$	$14.6 \pm 3.6$	...
$D^+ \rightarrow \bar{K}^0 e^+ \nu_e$ and $D^- \rightarrow K^0 \pi^0 e^- \bar{\nu}_e$	...	$115.1 \pm 10.6$
$D^+ \rightarrow \bar{K}^0 e^+ \nu_e$ and $D^- \rightarrow K^+ \pi^- e^- \bar{\nu}_e$	...	$14.0 \pm 3.6$
$\psi(3770) \rightarrow$ other $D\bar{D}$ decays	$67.0 \pm 2.9$	$15.4 \pm 1.2$
$(\gamma)K^+K^-e^+e^-$	$14.2 \pm 2.7$	...
$q\bar{q}$	$1.7 \pm 0.5$	$0.1 \pm 0.1$
$(\gamma_{\text{ISR}})J/\psi$ and $(\gamma_{\text{ISR}})\psi(3686)$	$1.3 \pm 0.4$	$0.3 \pm 0.2$
$\psi(3770) \rightarrow$ non- $D\bar{D}$ decays	$0.4 \pm 0.2$	$0.1 \pm 0.1$
$(\gamma)\ell^+\ell^-$	Negligible	Negligible
Total	$408.9 \pm 22.6$	$145.0 \pm 11.3$

The listed  $e^+e^- \rightarrow \psi(3770) \rightarrow D\bar{D}$  decays include the charge-conjugate modes.

$D^0 \rightarrow K^- \pi^0 e^+ \nu_e$  and  $D^0 \rightarrow K_L^0 \pi^- e^+ \nu_e$  decay branching fractions have not been (well) measured so we use half of the world average value of the branching fraction for  $D^0 \rightarrow \bar{K}^0 \pi^- e^+ \nu_e$  [dominated by  $D^0 \rightarrow K^*(892)^- e^+ \nu_e$ ] using isospin symmetry. The  $D^+ \rightarrow K_S^0 \pi^0 e^+ \nu_e$  and  $D^+ \rightarrow K_L^0 \pi^0 e^+ \nu_e$  decays also have poor or no information in the PDG [9], so we use one quarter of the world average value branching fraction for  $D^+ \rightarrow K^- \pi^+ e^+ \nu_e$  [dominated by  $D^+ \rightarrow \bar{K}^*(892)^0 e^+ \nu_e$ ], using isospin symmetry. For the other  $D$  decays, the branching fractions used are directly taken from the PDG [9]. For neutral DT candidates, the two largest  $D\bar{D}$  background sources are from events with  $D^0 \rightarrow K^- \pi^0 e^+ \nu_e$  and  $\bar{D}^0 \rightarrow K^+ e^- \bar{\nu}_e + \text{c.c.}$  (79.1%) and events with  $D^0 \rightarrow K^- \pi^0 e^+ \nu_e$  and  $\bar{D}^0 \rightarrow \pi^+ e^- \bar{\nu}_e + \text{c.c.}$  (3.7%). For charged DT candidates, the largest two  $D\bar{D}$  background sources are from events with  $D^+ \rightarrow K_S^0 \pi^0 e^+ \nu_e$  and  $D^- \rightarrow K_S^0 e^- \bar{\nu}_e + \text{c.c.}$  (79.7%) and events with  $D^+ \rightarrow K_S^0 e^+ \nu_e$  and  $D^- \rightarrow K^+ \pi^- e^- \bar{\nu}_e + \text{c.c.}$  (9.7%). For each of the other sources, the background yield constitutes no more than 2.7% of the total  $D\bar{D}$  background yield.

The second category of backgrounds comes from the processes  $e^+e^- \rightarrow q\bar{q}$  ( $q = u, d, s$ ), ISR production of  $J/\psi$  and  $\psi(3686)$ ,  $\psi(3770) \rightarrow$  non- $D\bar{D}$  decays, and the processes  $e^+e^- \rightarrow (\gamma)\ell^+\ell^-$  ( $\ell = e, \mu, \tau$ ). The numbers of these background events are determined by using the integrated luminosity, the observed cross section of the background processes at  $\sqrt{s} = 3.773$  GeV, and the misidentification rates based on the MC simulation.

The third category, which is only present in neutral DT events, is from the  $e^+e^- \rightarrow (\gamma)K^+K^-e^+e^-$  process. Since the cross section for  $e^+e^- \rightarrow (\gamma)K^+K^-e^+e^-$  is not well known, we estimate the background yield in the mass region  $M_{K^+K^-e^+e^-} \in (0, 3.50)$  GeV/ $c^2$  by using the number of events in the data with  $M_{K^+K^-e^+e^-} \in (3.50, 3.90)$  GeV/ $c^2$  and the MC-determined ratio of the background yields between these two regions.

The sources and the estimated yields of the various background modes for the neutral and charged DT events are summarized in Table II. The uncertainties in the background yields include statistical and systematic uncertainties added in quadrature. The systematic uncertainties considered include the uncertainties on the number of  $D^0\bar{D}^0$  or  $D^+D^-$  pairs and the external branching fractions (or the cross section and the integrated luminosity), as well as the tracking and PID efficiencies. The total background yields are  $409 \pm 23$  and  $145 \pm 11$  for the neutral and charged DT events, respectively.

## VII. BRANCHING FRACTIONS

Subtracting the background yields from the numbers of candidate events in the data, the yields of the neutral and charged DT events ( $N_{\text{DT}}$ ) become  $4040 \pm 70$  and  $1172 \pm 38$ , respectively.

The efficiencies of finding the neutral and charged DT signal events ( $\epsilon_{\text{DT}}$ ) are  $(29.97 \pm 0.03)\%$  and  $(15.67 \pm 0.03)\%$ , respectively. For the branching fraction determination, the efficiency for  $D^+$  decay needs to be corrected by the  $\bar{K}^0 \rightarrow K_S^0 \rightarrow \pi^+\pi^-$  [9] decay branching fraction squared. To guarantee the reliability of the signal efficiencies, the momentum and  $\cos\theta$  ( $\theta$  is the polar angle in the  $e^+e^-$  rest frame) distributions of  $K$ ,  $\bar{K}$ ,  $e^+$ , and  $e^-$  of the accepted candidate events were examined. The data distributions are found to be well modeled by the MC simulation [7,8].

Inserting the numbers for  $N_{\text{DT}}$ ,  $N_{D\bar{D}}$ , and  $\epsilon_{\text{DT}}$  into Eq. (2) yields

$$\mathcal{B}_{D^0 \rightarrow K^- e^+ \nu_e} = (3.567 \pm 0.031_{\text{stat}})\%$$

and

$$\mathcal{B}_{D^+ \rightarrow \bar{K}^0 e^+ \nu_e} = (8.68 \pm 0.14_{\text{stat}})\%.$$

### VIII. SYSTEMATIC UNCERTAINTIES

The sources of the systematic uncertainties in the  $D^0 \rightarrow K^- e^+ \nu_e$  and  $D^+ \rightarrow \bar{K}^0 e^+ \nu_e$  branching fraction measurements are summarized in Table III. They are assigned relative to the measured branching fractions and are discussed below.

The uncertainties in the numbers of  $D^0 \bar{D}^0$  and  $D^+ D^-$  pairs in the data are 0.9% and 0.8% [19], respectively. Using error propagation, their effects on the measured branching fractions of  $D^0 \rightarrow K^- e^+ \nu_e$  and  $D^+ \rightarrow \bar{K}^0 e^+ \nu_e$  are 0.45% and 0.40%, respectively.

The tracking (PID) efficiencies of  $e^\pm$  and  $K^\pm$  are studied with  $e^+ e^- \rightarrow \gamma e^+ e^-$  events and DT hadronic  $D\bar{D}$  events, respectively. A small difference between the tracking (PID) efficiency of data and MC simulation (called the data/MC difference) is observed. The averaged data/MC differences of  $e^\pm$  tracking and PID efficiencies, weighted by the two-dimensional (momentum and  $\cos\theta$ ) distributions of signal MC events, are  $(0.0 \pm 0.2)\%$  and  $(-0.7 \pm 0.2)\%$ , respectively. The averaged data/MC differences of  $K^\pm$  tracking and PID efficiencies, weighted by the corresponding momentum spectra from signal MC events, are  $(0.8 \pm 0.2)\%$  and  $(0.5 \pm 0.2)\%$ , respectively. After correcting the MC efficiencies for these averaged data/MC differences, the systematic uncertainties of tracking and PID efficiencies per  $e^\pm$  ( $K^\pm$ ) are assigned as 0.2% (0.2%) and 0.2% (0.2%), respectively.

The efficiency of  $K_S^0$  reconstruction was estimated by the control samples of  $J/\psi \rightarrow K^*(892)^\mp K^\pm$  ( $K^*(892)^\pm \rightarrow K_S^0 \pi^\pm$ ) and  $J/\psi \rightarrow \phi K_S^0 K^\pm \pi^\mp$  [14]. The difference of  $K_S^0$  reconstruction efficiencies between data and MC simulation, which has been weighted by the  $K_S^0$  momentum of the  $D^+ \rightarrow \bar{K}^0 e^+ \nu_e$  decay, is determined to be 1.6% per  $K_S^0$  and is taken as the associated systematic uncertainty. The uncertainties of the  $E_{\text{extray}}^{\text{max}}$  and  $N_{\text{extray}^0}$  requirements are

TABLE III. Relative systematic uncertainties (in %) in the branching fraction measurements.

Source	$\mathcal{B}_{D^0 \rightarrow K^- e^+ \nu_e}$	$\mathcal{B}_{D^+ \rightarrow \bar{K}^0 e^+ \nu_e}$
$N_{D\bar{D}}$	0.45	0.4
$K^\pm$ tracking	0.2	...
$K^\pm$ PID	0.2	...
$e^\pm$ tracking	0.2	0.2
$e^\pm$ PID	0.2	0.2
$K_S^0$ reconstruction	...	1.6
$E_{\text{extray}}^{\text{max}}$ and $N_{\text{extray}^0}$ requirements	0.3	0.6
$\mathcal{B}_{K_S^0 \rightarrow \pi^+ \pi^-}$	...	0.1
MC model of $D \rightarrow \bar{K} e^+ \nu_e$	0.1	0.1
MC model of $D \rightarrow \bar{K} \pi^0 e^+ \nu_e$	0.1	0.1
MC statistics	0.1	0.2
Total	0.7	1.8

estimated to be 0.3% and 0.6% for the neutral and charged DT events, respectively. These are obtained by analyzing DT hadronic  $D\bar{D}$  events of  $D^0 \rightarrow K^- \pi^+$  and  $\bar{D}^0 \rightarrow K^+ e^- \bar{\nu}_e$  and  $D^+ \rightarrow K^- \pi^+ \pi^+$  and  $D^- \rightarrow K_S^0 e^- \bar{\nu}_e$ .

The uncertainty of the quoted branching fraction of  $K_S^0 \rightarrow \pi^+ \pi^-$  is 0.1%. The uncertainty in the MC model due to  $D \rightarrow \bar{K} e^+ \nu_e$  is estimated to be 0.1% by varying the form factor parameters by  $\pm 1\sigma$  [7,8]. The impact of the MC model of  $D \rightarrow \bar{K} \pi^0 e^+ \nu_e$  on the branching fraction measurement is assigned as 0.1% by varying the form factor parameters by  $\pm 1\sigma$  [39,40]. The limited numbers of MC events give uncertainties of 0.1% and 0.2% for  $D^0 \rightarrow K^- e^+ \nu_e$  and  $D^+ \rightarrow \bar{K}^0 e^+ \nu_e$ , respectively.

The uncertainties due to the requirements of  $\cos\theta_{K^+ K^-}$ ,  $\cos\theta_{e^+ e^-}$ ,  $M_{K^+ K^- e^+ e^-}$ , and  $M_{\text{miss}}^2$  are examined by choosing the alternative requirements of  $\cos\theta_{K^+ K^-} < 0.93$  or  $0.98$ ,  $\cos\theta_{e^+ e^-} < 0.93$  or  $0.98$ ,  $M_{K^+ K^- e^+ e^-} < 3.30$  or  $3.40$  GeV/ $c^2$ , and  $M_{\text{miss}}^2 \in (0.00, 3.00)$  or  $(-0.02, 2.80)$  GeV $^2/c^4$ , respectively. For each source, the largest change of the branching fraction is less than the statistical uncertainty after taking correlations in the samples into account, so these associated uncertainties are neglected, as discussed in Ref. [41].

A summary of the assigned systematic uncertainties is given in Table III. The total relative uncertainties are determined to be 0.7% and 1.8% for  $D^0 \rightarrow K^- e^+ \nu_e$  and  $D^+ \rightarrow \bar{K}^0 e^+ \nu_e$ , respectively, obtained by adding the individual uncertainties quadratically.

### IX. SUMMARY

Using an  $e^+ e^-$  collision data sample corresponding to an integrated luminosity of 2.93 fb $^{-1}$  collected with the BESIII detector at  $\sqrt{s} = 3.773$  GeV, the absolute branching fractions of  $D^0 \rightarrow K^- e^+ \nu_e$  and  $D^+ \rightarrow \bar{K}^0 e^+ \nu_e$  are determined with a new method to be  $(3.567 \pm 0.031_{\text{stat}} \pm 0.025_{\text{syst}})\%$  and  $(8.68 \pm 0.14_{\text{stat}} \pm 0.16_{\text{syst}})\%$ . The double-tag signal samples used in this work are independent of those adopted in our previous measurements with hadronic  $\bar{D}^0$  or  $D^-$  tags [7,8,13,14], and the newly obtained branching fractions have larger statistical uncertainties and smaller systematic uncertainties. The reported branching fractions are consistent with the CCQM [1], HM $\chi$ T [2], LFQM [3], and LCSR [4] predictions within  $2.5\sigma$ . Figure 3 gives a comparison of this measurement to the world data. Good consistency can be seen. Combining the obtained branching fractions for  $D^0 \rightarrow K^- e^+ \nu_e$  and  $D^+ \rightarrow \bar{K}^0 e^+ \nu_e$  with our previous measurements of  $D^0 \rightarrow K^- e^+ \nu_e$  [7] and  $D^+ \rightarrow \bar{K}^0 e^+ \nu_e$  [8,13,14], we obtain  $\bar{\mathcal{B}}_{D^0 \rightarrow K^- e^+ \nu_e} = (3.531 \pm 0.024 \pm 0.017)\%$  and  $\bar{\mathcal{B}}_{D^+ \rightarrow \bar{K}^0 e^+ \nu_e} = (8.62 \pm 0.07 \pm 0.14)\%$ , where the first error is the combined statistical and independent systematic uncertainty, while the second error is the common systematic uncertainty. Here, the systematic uncertainties due to tracking and PID



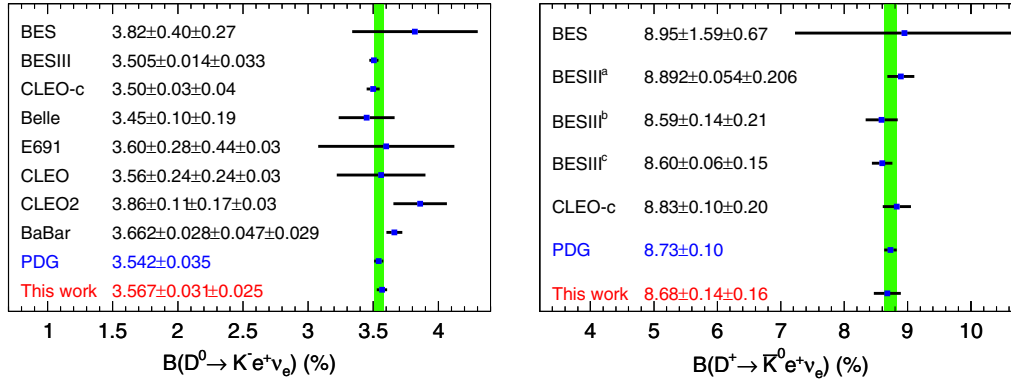


FIG. 3. Comparison of the branching fractions from this work of (left)  $D^0 \rightarrow K^- e^+ \nu_e$  and (right)  $D^+ \rightarrow \bar{K}^0 e^+ \nu_e$  to the world data. The first and second uncertainties are statistical and systematic, respectively. For the results of E691, CLEO, CLEO2, and BABAR, the branching fractions of  $D^0 \rightarrow K^- e^+ \nu_e$  have been updated with the world average  $\mathcal{B}_{D^0 \rightarrow K^- \pi^+}$  [9], and the third uncertainty is from that of the input  $\mathcal{B}_{D^0 \rightarrow K^- \pi^+}$ . The branching fractions of  $D^+ \rightarrow \bar{K}^0 e^+ \nu_e$ , labeled by BESIII<sup>a</sup>, BESIII<sup>b</sup>, and BESIII<sup>c</sup>, are made by using  $\bar{K}^0 \rightarrow K_L^0$ ,  $\bar{K}^0 \rightarrow K_S^0 \rightarrow \pi^0 \pi^0$ , and  $\bar{K}^0 \rightarrow K_S^0 \rightarrow \pi^+ \pi^-$ , respectively. The green bands correspond to the  $\pm 1\sigma$  limits of the world averages.

efficiencies of  $K^-$  and  $e^+$ , the  $K_S^0$  reconstruction and the quoted branching fraction as well as the MC model associated with form factors are regarded as common systematic uncertainties. Combining the reweighted branching fractions of  $D^0 \rightarrow K^- e^+ \nu_e$  and  $D^+ \rightarrow \bar{K}^0 e^+ \nu_e$  with the lifetimes of  $D^0$  and  $D^+$  mesons ( $\tau_{D^0}$  and  $\tau_{D^+}$ ), the ratio of the two decay partial widths is determined to be

$$\frac{\bar{\Gamma}_{D^0 \rightarrow K^- e^+ \nu_e}}{\bar{\Gamma}_{D^+ \rightarrow \bar{K}^0 e^+ \nu_e}} = 1.039 \pm 0.021. \quad (3)$$

Here, the uncertainties due to the tracking and PID efficiencies of  $e^\pm$  cancel, while the additional uncertainties arising from  $\tau_{D^0}$  and  $\tau_{D^+}$  are included. This result supports isospin conservation in the  $D^0 \rightarrow K^- e^+ \nu_e$  and  $D^+ \rightarrow \bar{K}^0 e^+ \nu_e$  decays within  $1.9\sigma$ .

### ACKNOWLEDGMENTS

The BESIII Collaboration thanks the staff of BEPCII and the IHEP computing center for their strong support. This work is supported in part by National Key Research and Development Program of China under Contracts No. 2020YFA0406400, No. 2020YFA0406300; National Natural Science Foundation of China (NSFC) under Contracts No. 11775230, No. 11625523, No. 11635010,

No. 11735014, No. 11822506, No. 11835012, No. 11935015, No. 11935016, No. 11935018, No. 11961141012; the Chinese Academy of Sciences (CAS) Large-Scale Scientific Facility Program; Joint Large-Scale Scientific Facility Funds of the NSFC and CAS under Contracts No. U1932102, No. U1732263, No. U1832207; CAS Key Research Program of Frontier Sciences under Contracts No. QYZDJ-SSW-SLH003, No. QYZDJ-SSW-SLH040; 100 Talents Program of CAS; INPAC and Shanghai Key Laboratory for Particle Physics and Cosmology; ERC under Contract No. 758462; European Union Horizon 2020 research and innovation programme under Marie Skłodowska-Curie Grant Agreement No. 894790; German Research Foundation DFG under Contract No. 443159800, Collaborative Research Center CRC 1044, FOR 2359, GRK 214; Istituto Nazionale di Fisica Nucleare, Italy; Ministry of Development of Turkey under Contract No. DPT2006K-120470; National Science and Technology fund; Olle Engkvist Foundation under Contract No. 200-0605; STFC (United Kingdom); The Knut and Alice Wallenberg Foundation (Sweden) under Contract No. 2016.0157; The Royal Society, UK under Contracts No. DH140054, No. DH160214; The Swedish Research Council; U.S. Department of Energy under Contracts No. DE-FG02-05ER41374, No. DE-SC-0012069.

- [1] M. A. Ivanov, J. G. Körner, J. N. Pandya, P. Santorelli, N. R. Soni, and C. T. Tran, *Front. Phys. (Beijing)* **14**, 64401 (2019).  
 [2] S. Fajfer and J. F. Kamenik, *Phys. Rev. D* **71**, 014020 (2005).

- [3] H. Y. Cheng and X. W. Kang, *Eur. Phys. J. C* **77**, 587 (2017); **77**, 863(E) (2017).  
 [4] Y. L. Wu, M. Zhong, and Y. B. Zuo, *Int. J. Mod. Phys. A* **21**, 6125 (2006).

- [5] Y. Fang, G. Rong, H. L. Ma, and J. Y. Zhao, *Eur. Phys. J. C* **75**, 10 (2015).
- [6] D. Besson *et al.* (CLEO Collaboration), *Phys. Rev. D* **80**, 032005 (2009).
- [7] M. Ablikim *et al.* (BESIII Collaboration), *Phys. Rev. D* **92**, 072012 (2015).
- [8] M. Ablikim *et al.* (BESIII Collaboration), *Phys. Rev. D* **96**, 012002 (2017).
- [9] P. A. Zyla *et al.* (Particle Data Group), *Prog. Theor. Exp. Phys.* **2020**, 083C01 (2020).
- [10] M. Ablikim *et al.* (BES Collaboration), *Phys. Lett. B* **597**, 39 (2004).
- [11] M. Ablikim *et al.* (BES Collaboration), *Phys. Lett. B* **608**, 24 (2005).
- [12] L. Widhalm *et al.* (Belle Collaboration), *Phys. Rev. Lett.* **97**, 061804 (2006).
- [13] M. Ablikim *et al.* (BESIII Collaboration), *Chin. Phys. C* **40**, 113001 (2016).
- [14] M. Ablikim *et al.* (BESIII Collaboration), *Phys. Rev. D* **92**, 112008 (2015).
- [15] J. C. Anjos *et al.* (E691 Collaboration), *Phys. Rev. Lett.* **62**, 1587 (1989).
- [16] G. Crawford *et al.* (CLEO Collaboration), *Phys. Rev. D* **44**, 3394 (1991).
- [17] A. Bean *et al.* (CLEO Collaboration), *Phys. Lett. B* **317**, 647 (1993).
- [18] B. Aubert *et al.* (BABAR Collaboration), *Phys. Rev. D* **76**, 052005 (2007).
- [19] M. Ablikim *et al.* (BESIII Collaboration), *Chin. Phys. C* **42**, 083001 (2018).
- [20] M. Ablikim *et al.* (BESIII Collaboration), *Nucl. Instrum. Methods Phys. Res., Sect. A* **614**, 345 (2010).
- [21] C. H. Yu *et al.*, in *Proceedings of IPAC2016, Busan, Korea, 2016*, <https://doi.org/10.18429/JACoW-IPAC2016-TUYA01>.
- [22] M. Ablikim *et al.* (BESIII Collaboration), *Chin. Phys. C* **44**, 040001 (2020).
- [23] S. Agostinelli *et al.* (GEANT4 Collaboration), *Nucl. Instrum. Methods Phys. Res., Sect. A* **506**, 250 (2003).
- [24] S. Jadach, B. F. L. Ward, and Z. Was, *Comput. Phys. Commun.* **130**, 260 (2000); *Phys. Rev. D* **63**, 113009 (2001).
- [25] D. J. Lange, *Nucl. Instrum. Methods Phys. Res., Sect. A* **462**, 152 (2001); R. G. Ping, *Chin. Phys. C* **32**, 599 (2008).
- [26] J. C. Chen, G. S. Huang, X. R. Qi, D. H. Zhang, and Y. S. Zhu, *Phys. Rev. D* **62**, 034003 (2000).
- [27] E. Richter-Was, *Phys. Lett. B* **303**, 163 (1993).
- [28] D. Becirevic and A. B. Kaidalov, *Phys. Lett. B* **478**, 417 (2000).
- [29] M. Ablikim *et al.* (BESIII Collaboration), *Eur. Phys. J. C* **76**, 369 (2016).
- [30] M. Ablikim *et al.* (BESIII Collaboration), *Phys. Rev. Lett.* **121**, 171803 (2018).
- [31] M. Ablikim *et al.* (BESIII Collaboration), *Phys. Rev. Lett.* **123**, 231801 (2019).
- [32] M. Ablikim *et al.* (BESIII Collaboration), *Phys. Rev. D* **101**, 052009 (2020).
- [33] M. Ablikim *et al.* (BESIII Collaboration), *Phys. Rev. D* **101**, 072005 (2020).
- [34] M. Ablikim *et al.* (BESIII Collaboration), *Phys. Rev. Lett.* **124**, 231801 (2020).
- [35] M. Ablikim *et al.* (BESIII Collaboration), *Phys. Rev. Lett.* **124**, 241803 (2020).
- [36] M. Ablikim *et al.* (BESIII Collaboration), *Phys. Rev. Lett.* **125**, 141802 (2020).
- [37] M. Ablikim *et al.* (BESIII Collaboration), *Phys. Rev. D* **102**, 052006 (2020).
- [38] M. Ablikim *et al.* (BESIII Collaboration), *Phys. Rev. D* **102**, 112005 (2020).
- [39] M. Ablikim *et al.* (BESIII Collaboration), *Phys. Rev. D* **94**, 032001 (2016).
- [40] M. Ablikim *et al.* (BESIII Collaboration), *Phys. Rev. D* **99**, 011103 (2019).
- [41] R. Barlow, arXiv:hep-ex/0207026.