

Measurements of the elliptic and triangular azimuthal anisotropies in central ${}^3\text{He}+\text{Au}$, $d+\text{Au}$ and $p+\text{Au}$ collisions at $\sqrt{s_{\text{NN}}} = 200$ GeV

(STAR Collaboration)

The elliptic (v_2) and triangular (v_3) azimuthal anisotropy coefficients in central ${}^3\text{He}+\text{Au}$, $d+\text{Au}$, and $p+\text{Au}$ collisions at $\sqrt{s_{\text{NN}}} = 200$ GeV are measured as a function of transverse momentum (p_{T}) at mid-rapidity ($|\eta| < 0.9$), via the azimuthal angular correlation between two particles both at $|\eta| < 0.9$. While the $v_2(p_{\text{T}})$ values depend on the colliding systems, the $v_3(p_{\text{T}})$ values are system-independent within the uncertainties, suggesting an influence on eccentricity from sub-nucleonic fluctuations in these small-sized systems. These results also provide stringent constraints for the hydrodynamic modeling of these systems.

Relativistic heavy-ion collisions produce the Quark Gluon Plasma (QGP), which has an anisotropic transverse energy density profile [1–5]. The eccentricity of this density profile can induce anisotropic pressure gradients, giving rise to strong anisotropies of particle distribution relative to the flow planes Ψ_n [6–8]. This anisotropy is often quantified via Fourier decomposition of the two-particle correlations in relative azimuthal angle $\Delta\phi = \phi_\alpha - \phi_\beta$ [7, 9] for the particles α and β as a function of transverse momentum (p_{T}):

$$\frac{dN^{\text{pairs}}}{d\Delta\phi} \propto 1 + 2 \sum_{n=1}^{\infty} c_n \cos(n\Delta\phi), \quad (1)$$

$$c_n(p_{\text{T}}^\alpha, p_{\text{T}}^\beta) = v_n(p_{\text{T}}^\alpha) v_n(p_{\text{T}}^\beta) + \delta_{\text{NF}},$$

where δ_{NF} represents the correlation unrelated to collective effects (“nonflow” correlation). The v_2 and v_3 harmonics that are linearly related to the respective eccentricities of initial energy density spatial distribution, ε_2 and ε_3 , provide an important model constraint on the specific shear viscosity of the QGP produced in large- to moderate-sized A+A systems such as Pb+Pb, Au+Au and Cu+Cu collisions [8, 10–18].

For small-sized systems such as $p+p$, $p/d/{}^3\text{He}+\text{A}$ collisions, the azimuthal anisotropies have been extensively measured at the RHIC [19–25] and LHC [26–29]. Numerical simulations suggest that hydrodynamics remains applicable even when the system size is of the order of the inverse temperature [30]. However, the influence of sub-nucleonic fluctuations on the initial geometry, which is negligible for larger-sized system, has not been charted for small-sized system. Such fluctuations can result from a spatially inhomogeneous gluon field distribution inside the nucleon [31, 32]. Table I compares the eccentricities for ${}^3\text{He}+\text{Au}$, $d+\text{Au}$, and $p+\text{Au}$ collisions from four models which are all based on Glauber models and labeled as *a*, *b*, *c* and *d*. Model *a* uses the default Glauber model to calculate the nucleon position and does not have quantum fluctuations [33]. Model *b* also uses the default Glauber for nucleon position but includes quantum fluctuations characterized by a smoothly distributed Gaussian-like gluon field inside each nucleon [31]. In Model *c* and *d*, there are several gluon fields surrounding the valence quarks

inside the nucleon instead of one gluon field as in Model *b*. The distribution of the gluon field is Gaussian-like in Model *c* [31], but is lumpy for the IP-Glasma framework [22, 32] used in Model *d*. Table I shows that the system dependence of $\varepsilon_{2,3}$ is strongly influenced by sub-nucleonic fluctuations, suggesting that measurements of the system dependence of $v_{2,3}(p_{\text{T}})$ can provide invaluable constraints on the role of such fluctuations in small-sized systems and give insights into the structure of the nucleon.

Furthermore, the anisotropy may also originate from non hydrodynamic modes [34–36] and/or large hydrodynamic gradient-expansion corrections [37, 38] due to the short lifetime of the created medium. Therefore, whether hydrodynamics can extend its success from large- and moderate-sized systems to small-sized systems remains uncertain.

TABLE I. Comparison of the system dependence of $\varepsilon_{2,3}$ in central ${}^3\text{He}+\text{Au}$, $d+\text{Au}$ and $p+\text{Au}$ collisions from four Glauber-based models (see text). For Model *a* and *d*, the ε_n values are obtained by requiring the impact parameter $b < 2$ fm; For Model *b* and *c*, the ε_n values are obtained for 0 – 10% ${}^3\text{He}+\text{Au}$ and $d+\text{Au}$, and 0 – 2% $p+\text{Au}$ collisions selected by multiplicity. However, the differences in event selection have a small impact on the quoted ε_n values

Model	a [33] $\varepsilon_2^a(\varepsilon_3^a)$	b [31] $\varepsilon_2^b(\varepsilon_3^b)$	c [31] $\varepsilon_2^c(\varepsilon_3^c)$	d [22, 32] $\varepsilon_2^d(\varepsilon_3^d)$
${}^3\text{He}+\text{Au}$	0.50(0.28)	0.52(0.35)	0.53(0.38)	0.64(0.46)
$d+\text{Au}$	0.54(0.18)	0.51(0.32)	0.53(0.36)	0.73(0.40)
$p+\text{Au}$	0.23(0.16)	0.34(0.27)	0.41(0.34)	0.50(0.32)

Prior measurements of $v_{2,3}(p_{\text{T}})$ for ${}^3\text{He}+\text{Au}$, $d+\text{Au}$, and $p+\text{Au}$ collisions have been reported by the PHENIX collaboration [21–23]. These measurements, which utilized correlations between particles at middle and backward pseudorapidity (η), indicated values compatible with the system dependence of ε_n^a and little influence from sub-nucleonic fluctuations. Here, we present complementary v_n measurements for pseudorapidity $|\eta| < 0.9$ via correlations between particles both at middle pseudorapidity to investigate further a possible role for sub-nucleonic fluctuations. The two-particle azimuthal correlations employed for the measurements, suppress

the influence of nonflow correlations via the requirement $|\Delta\eta| > 1.0$ in conjunction with three established methods of nonflow subtraction [39–45].

The $^3\text{He}+\text{Au}$, $d+\text{Au}$, $p+\text{Au}$ and $p+p$ data used in this analysis are collected with a minimum bias (MB) and a high multiplicity (HM) triggers in the 2014, 2015, and 2016 experimental runs of the STAR experiment at $\sqrt{s_{\text{NN}}} = 200$ GeV. Events were selected to be within a radius $r < 2$ cm relative to the beam axis and within specific ranges of the center of the TPC in the direction along the beam axis, v_z with the values ± 30 cm for $^3\text{He}+\text{Au}$, ± 15 cm for $d+\text{Au}$, ± 20 cm for $p+\text{Au}$ and ± 20 cm for $p+p$. The MB trigger for $p+p$, $p+\text{Au}$, and $d+\text{Au}$ collisions required a coincidence between both sides of the Vertex Position Detectors (VPD) [46] along the beam pipe, which span the range $4.4 < |\eta| < 4.9$. The MB trigger for $^3\text{He}+\text{Au}$ employed a coincidence between both sides of the VPD, a coincidence between both sides of the Beam-Beam Counters (BBC) [47] which span the range $3.3 < |\eta| < 5.1$, and a neutron hit in the Zero Degree Calorimeter (ZDC) [48] on the Au-going side. For $p+\text{Au}$ collisions, the MB triggers were augmented with a number-of-hits cut of more than 80 in the Barrel Time of Flight (BTOF) detector with $|\eta| < 1$ [49] to obtain the HM triggers.

The collision centrality is determined via Monte Carlo Glauber model calculations [50, 51] tuned to match the distribution of the number of reconstructed charged tracks before efficiency correction ($N_{\text{ch}}^{\text{off}}$) in the MB events. To count $N_{\text{ch}}^{\text{off}}$, tracks are selected to have $|\eta| < 0.9$ and $0.2 < p_T < 3.0$ GeV/c with a matched hit in the BTOF detector. In this work, we use the top 0–10% centrality for $d+\text{Au}$, and both 0–10% and 10–20% for $^3\text{He}+\text{Au}$ collisions. For $p+\text{Au}$ collisions, the HM datasets, supplemented with a threshold cut on $N_{\text{ch}}^{\text{off}}$, is used to select ultra-central (UC) events. This choice facilitates the comparison of the v_n measurements for UC $p+\text{Au}$, 0–10% $d+\text{Au}$ and 10–20% $^3\text{He}+\text{Au}$ with comparable track multiplicity after efficiency correction ($\langle N_{\text{ch}} \rangle$), as listed in Table II. Note that $\langle N_{\text{ch}} \rangle$ for the UC $p+\text{Au}$ is also similar to that for the 0–2% $p+\text{Au}$ MB data sample. The charged-hadron efficiency is obtained via the embedding of simulated charged pions [52, 53] into actual data. The systematic uncertainties for $\langle N_{\text{ch}} \rangle$ listed in Table II arise mainly from the uncertainties of π^\pm reconstruction efficiency. There are additional 10% overall systematic uncertainties which arise from the efficiency estimations, which combine π^\pm , K^\pm , and (anti-)protons together. And such uncertainties are largely canceled out in flow measurements.

The charged particles detected in the Time Projection Chamber (TPC) [54] are used to construct two-particle yield distributions $Y(\Delta\phi) = 1/N_{\text{Trig}} dN/d\Delta\phi$ with efficiency correction applied. The detector acceptance effects have been corrected by pairs from different events. The effect of multiple collisions from a bunch crossing (pile-up) are primarily suppressed by requiring a matched

TABLE II. The average of efficiency-corrected multiplicity, $\langle N_{\text{ch}} \rangle$, in MB $p+p$ and central $p/d/^3\text{He}+\text{Au}$ collisions at $\sqrt{s_{\text{NN}}} = 200$ GeV.

	MB	UC	0–10%	10–20%	0–10%
	$p+p$	$p+\text{Au}$	$d+\text{Au}$	$^3\text{He}+\text{Au}$	$^3\text{He}+\text{Au}$
$\langle N_{\text{ch}} \rangle$	4.7 ± 0.3	34.1 ± 1.7	35.6 ± 1.8	33.1 ± 1.7	47.7 ± 2.4

hit in the BTOF detector or one of the two layers of silicon strip sensors of the Heavy Flavor Tracker (HFT) detector [55], both of which have fast responses.

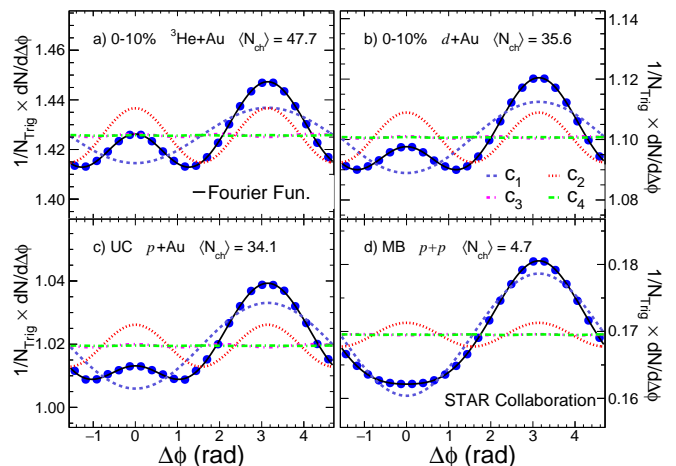


FIG. 1. Two-particle per-trigger yield distributions for $^3\text{He}+\text{Au}$, $d+\text{Au}$, $p+\text{Au}$, and $p+p$ collisions at $\sqrt{s_{\text{NN}}} = 200$ GeV as indicated. The trigger and associated particles are selected in the range $0.2 < p_T < 2.0$ GeV/c and $1.0 < |\Delta\eta| < 1.8$. An illustration of the Fourier functions fitting procedure to estimate the nonflow contributions and extract the $v_{2,3}$ is also shown.

Figure 1(a)-(d) show the distributions $Y(\Delta\phi)$ for central $^3\text{He}+\text{Au}$, $d+\text{Au}$, $p+\text{Au}$, and MB $p+p$ collisions as a function of $\Delta\phi$. The trigger (Trig.)- and the associated (Assoc.)-particles are measured in the range $0.2 < p_T < 2.0$ GeV/c and $1.0 < |\Delta\eta| < 1.8$. The near- ($|\Delta\phi| < 1.0$) and away-side ($|\Delta\phi - \pi| < 1.0$) distributions for $^3\text{He}+\text{Au}$, $d+\text{Au}$ and $p+\text{Au}$ indicate a sizable impact from nonflow correlations that can be removed with three subtraction methods (termed I, II, III) that utilize the correlation functions from MB $p+p$ collisions, which is assumed to be dominated by nonflow, as outlined below.

In all methods, a Fourier function fit to the measured $Y(\Delta\phi)$ distributions is employed to extract $v_n(p_T^{\text{Trig.}})$:

$$Y(\Delta\phi, p_T^{\text{Trig.}}) = c_0 \left(1 + \sum_{n=1}^4 2c_n \cos(n\Delta\phi) \right). \quad (2)$$

The non-flow contributions are subtracted with

$$c_n^{\text{sub}} = c_n - c_n^{\text{nonflow}} = c_n - c_n^{\text{pp}} \times f \quad (3)$$

where the c_n^{sub} is c_n after nonflow subtraction. The methods differ from each other in how the scale factor f is estimated. The c_n is simply the product of v_n for trigger- and associated-particles, i.e. $c_n = v_n^{\text{Trig.}} \times v_n^{\text{Assoc.}}$.

Method I is similar to the so-called “scalar product method” [39, 40, 56], which assumes that the nonflow correlations between $p+p$ and $p/d/{}^3\text{He}+\text{Au}$ are same. Thus the factor f is equal to the ratio of the integral yield of $Y(\Delta\phi)$ (c_0) due to the multiplicity dilution. Then $f = c_0^{pp}/c_0$.

The nonflow contributions in $p+p$ collisions could be different from those in $p/d/{}^3\text{He}+\text{Au}$ collisions; such differences are corrected in Methods II and III by looking into the near-side yield and away-side shape of the nonflow correlations.

Method II estimates the nonflow contribution to the near-side yield (Y^N) from the difference between the $Y(\Delta\phi)$ yield measured for $0.2 < |\Delta\eta| < 0.5$ and $1.0 < |\Delta\eta| < 1.8$, as outlined in Refs. [41–43]. Then $f = (Y^N/Y_{pp}^N) \times (c_0^{pp}/c_0)$.

With the $|\Delta\eta| > 1.0$ requirement, the residual nonflow arise primarily from the away-side correlations, which is dominated by the c_1 component. The Method III uses c_1 to estimate f directly [44], then $f = c_1/c_1^{pp}$. Method III is also similar to the Template fit method detailed in Ref. [45].

Since $v_n^{\text{Assoc.}} \equiv \sqrt{c_n}$ for trigger and associated particles in the same p_T range, one has $v_n^{\text{Trig.}} = c_n/v_n^{\text{Assoc.}}$. Similarly, the v_n after nonflow subtraction (v_n^{sub}) is computed as $v_n^{\text{sub,Trig.}} = c_n^{\text{sub}}/v_n^{\text{sub,Assoc.}}$.

The systematic uncertainties associated with $v_{2,3}(p_T)$ have four main contributions: (i) variation of associated detectors used in track matching, (ii) background tracks, (iii) residual pile-up effects, and (iv) uncertainties for nonflow subtraction. (i) A comparison of the results obtained with TOF matching and HFT matching shows a difference in $v_2(v_3)$ of less than 3%(10%) for all three systems. (ii) The track background uncertainty is estimated by varying the cut on the number of TPC space points used for track reconstruction from 15 to 25. The resulting values vary less than 5%(10%) in $v_2(v_3)$. (iii) The impact of residual pileup is estimated by comparing results obtained from data with different beam luminosities, giving a difference of less than 2%(5%) for $v_2(v_3)$ for all three systems. (iv) The uncertainties associated with the nonflow subtraction is estimated by comparing between subtraction methods and $\Delta\eta$ cuts ($|\Delta\eta| > 0.8, 1.2$ and 1.4), as well as between the same-charge and opposite-charge particle pairs. The results from Method III, which are close to the average of the results from the three methods, are taken as the default, and the differences from other two methods and variations are taken as the systematic uncertainties. The resulting uncertainty is up to 25%(30%) in $v_2(v_3)$. A study based on HIJING [57] (shown in the supplemental documents) indicates that the uncertainties for nonflow subtraction are within the

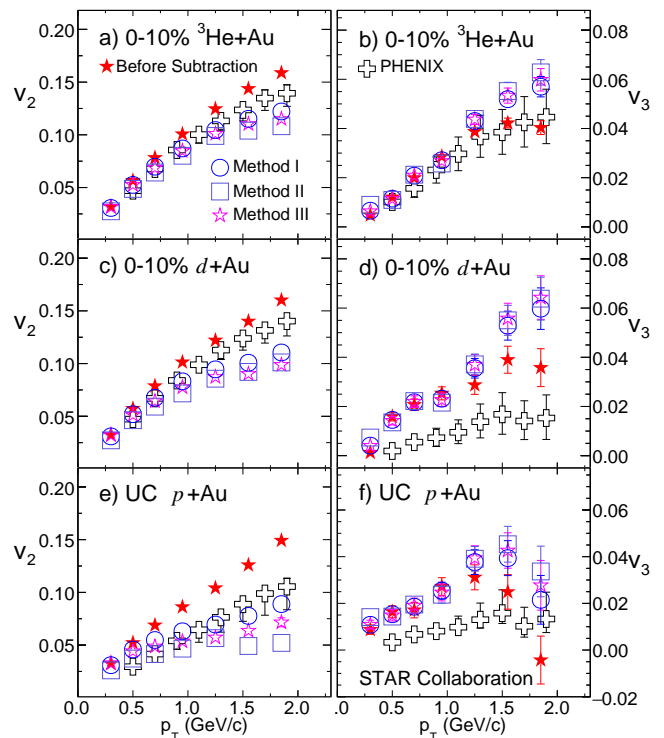


FIG. 2. Comparison of the v_2 (left column) and v_3 (right column) in 0%–10% ${}^3\text{He}+\text{Au}$, 0%–10% $d+\text{Au}$, and UC $p+\text{Au}$ collisions before and after three different nonflow subtraction methods (see text). Only statistical uncertainties are shown. The PHENIX measurements with statistical and systematic uncertainties are also shown.

systematic uncertainties assigned here.

Figure 2 shows a comparison of the v_n values extracted for central ${}^3\text{He}+\text{Au}$, $d+\text{Au}$, and $p+\text{Au}$ collisions before and after nonflow subtraction. The away-side nonflow correlations gives a positive contribution to v_2 and a negative one to v_3 . Therefore, the subtraction decreases the magnitude of v_2 as shown in the left panels of Fig. 2, but increases the magnitude of v_3 as shown in the right panels. The comparison also indicates that the respective methods give similar results after subtraction.

Comparisons to the published PHENIX measurements [21, 22] indicate that, within the uncertainties, the $v_2(p_T)$ results for all three collision systems and the $v_3(p_T)$ results for ${}^3\text{He}+\text{Au}$ collisions from both experiments are in reasonable agreement. However, the STAR $v_3(p_T)$ measurements for $p+\text{Au}$ and $d+\text{Au}$ collisions are about a factor of 3 larger than those reported by PHENIX. This difference is insensitive to the different centrality definition employed in the two experiments (see supplemental information). The root cause of this discrepancy is still not fully understood, but may result from the difference in the kinematic ranges used in the PHENIX and STAR measurements [58]. The measurements from PHENIX

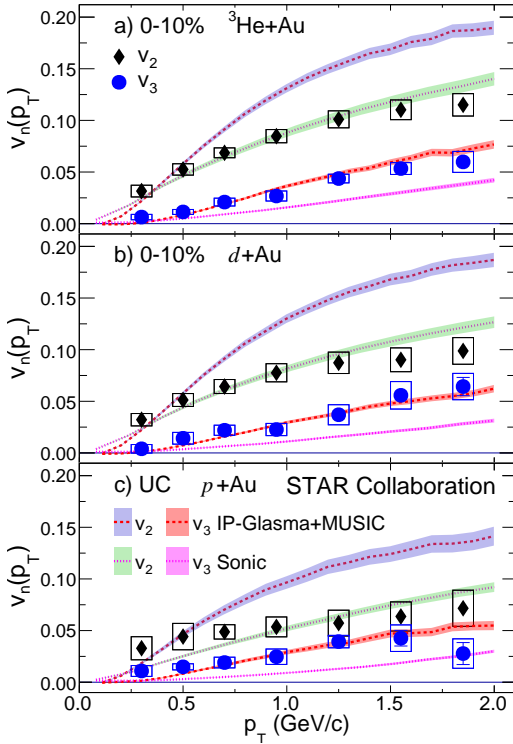


FIG. 3. Comparison of the $v_{2,3}$ from data and hydrodynamic model calculations in 0 – 10% ${}^3\text{He}+\text{Au}$, 0 – 10% $d+\text{Au}$, and UC $p+\text{Au}$ collisions. The theory curves are obtained from the SONIC [33, 61] and the IP-Glasma+MUSIC [62, 63] hydrodynamic models.

are obtained with correlations between mid-backward rapidity ($-3.9 < \eta^a < -3.1$, $-3.0 < \eta^b < -1.0$ and $|\eta^c| < 0.35$) particles, while the STAR measurements are obtained from correlations between particles from the same mid-rapidity interval ($|\eta^{a,b}| < 0.9$); the latter is less impacted by a possible longitudinal flow de-correlation, which was not yet included in the hydro-model calculations [59, 60].

We compare our results to two hydrodynamic model calculations- SONIC [33, 61] and IP-Glasma+MUSIC [62, 63] - in Fig. 3. The pre-existing calculations from SONIC are only available for the 0 – 5% centrality, but the difference from the centrality mis-matching are expected to be around 10%. The SONIC model, which roughly describes the PHENIX measurements [21], employs initial eccentricity from nucleon Glauber without sub-nucleonic fluctuations (Model a). The SONIC calculations show reasonable agreement with the current measurements for $v_2(p_T)$ in ${}^3\text{He}+\text{Au}$ and $d+\text{Au}$ and for $v_3(p_T)$ in ${}^3\text{He}+\text{Au}$, but under-predicts the $v_3(p_T)$ in $d+\text{Au}$ and $p+\text{Au}$ collisions by more than 100%. This under-prediction could be due to the much smaller ε_3 values [without sub-nucleonic fluctuations] (Model a) employed in the calculations. The SONIC calculations also under-predict

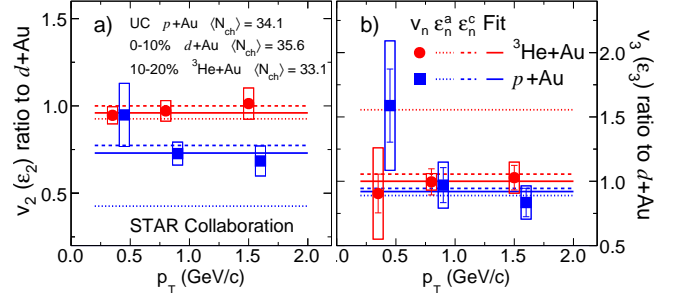


FIG. 4. Comparison of the ratios of v_2 (panel a) and v_3 (panel b) between a given small system and $d+\text{Au}$ at similar $\langle N_{\text{ch}} \rangle$ for several p_T selections. The solid lines indicate a fit to the data points, and the dashed lines indicate the corresponding eccentricity ratios obtained from Glauber-based model calculations with (ε^c , large dash line) [22, 31, 32] and without (ε^a , small dash line) [33] sub-nucleonic fluctuations, respectively.

the $v_2(p_T)$ for $p_T < 1\text{GeV}/c$ in $p+\text{Au}$ collisions, but can describe the STAR measurements for $p_T > 1\text{GeV}/c$, suggesting that the expected proportionality between $v_2(p_T)$ and the eccentricity may not hold in the model.

The IP-Glasma+MUSIC model incorporates sub-nucleonic fluctuating initial states, three-dimensional hydrodynamic evolution, and the UrQMD model for evolution in the hadronic phase. It is tuned to describe the data for large-sized systems and then extrapolated to small-sized systems without further tuning. In contrast to the SONIC model, the calculations from the IP-Glasma+hydrodynamics model over-predict the $v_2(p_T)$ data, but show good agreement with the $v_3(p_T)$ data for all three systems. The over-prediction could result from an overestimate of the system-dependent ε_2 values employed in the calculations. Note the difference in the ε_2 magnitudes for Models (c) and (d) which both contain sub-nucleonic fluctuations.

Figure 3 shows that both models fail to give a simultaneous description of $v_2(p_T)$ and $v_3(p_T)$, indicating that further studies are required to identify model parameters that regulate the influence of the sub-nucleonic fluctuations on $\varepsilon_{2,3}$, and a possible influence from longitudinal flow de-correlation.

Since the v_n is proportional to ε_n and viscous corrections in different systems are similar at the same $\langle N_{\text{ch}} \rangle$, the eccentricity difference between ${}^3\text{He}+\text{Au}$, $d+\text{Au}$ and $p+\text{Au}$ collisions is expected to be reflected in the corresponding ratios for $v_{2,3}(p_T)$ at similar $\langle N_{\text{ch}} \rangle$. Both types of ratios are shown in Fig. 4. The ratio $v_{2,p\text{Au}}/v_{2,d\text{Au}}$ equals to $0.73 \pm 0.05(\text{stat.}+\text{syst})$ from fitting to a constant. It is close to the ratios of ε_2 for the models with sub-nucleonic fluctuations ($\varepsilon_{2,p\text{Au}}^{b,c,d}/\varepsilon_{2,d\text{Au}}^{b,c,d} = 0.65, 0.77$ and 0.68 , respectively and only model c is shown in Fig. 4). However, it is 6.0σ away from the ratio $\varepsilon_{2,p\text{Au}}^a/\varepsilon_{2,d\text{Au}}^a = 0.43$ without sub-nucleonic fluctuations.

The ratio $v_{3,{}^3\text{He}+\text{Au}}/v_{3,d\text{Au}} = 1.00 \pm 0.09$ is also similar to those for ε_3 from the models with sub-nucleonic fluctuations ($\varepsilon_{3,{}^3\text{He}+\text{Au}}^{b,c,d}/\varepsilon_{3,d\text{Au}}^{b,c,d} = 1.09, 1.05$ and 1.15 respectively). By contrast, it is 6.2σ away from the $\varepsilon_{3,{}^3\text{He}+\text{Au}}^a/\varepsilon_{3,d\text{Au}}^a = 1.56$ (without fluctuations). The comparison suggests that sub-nucleonic fluctuations plays a crucial role in establishing the initial-state geometry for these small systems.

In summary, we measured $v_{2,3}(p_T)$ in central ${}^3\text{He}+\text{Au}$, $d+\text{Au}$, and $p+\text{Au}$ collisions at $\sqrt{s_{\text{NN}}} = 200$ GeV, extracted from two-particle azimuthal angular correlations ($|\Delta\eta| > 1.0$) with three subtraction methods designed to mitigate the influence of the nonflow correlations. Results from these methods are consistent within uncertainties. The magnitude of v_2 in $p+\text{Au}$ collisions are lower than that of $d+\text{Au}$ and ${}^3\text{He}+\text{Au}$ collisions, while the magnitude of v_3 is system-independent. The measurements are consistent with a significant influence from sub-nucleonic eccentricity fluctuations. Hydrodynamic model comparisons to the data suggest that further model constraints, especially for the theoretical parameters which regulate the sub-nucleonic fluctuations, are required for more detailed characterizations of the azimuthal anisotropy in small-sized systems.

ACKNOWLEDGMENTS

We thank the RHIC Operations Group and RCF at BNL, the NERSC Center at LBNL, and the Open Science Grid consortium for providing resources and support. This work was supported in part by the Office of Nuclear Physics within the U.S. DOE Office of Science, the U.S. National Science Foundation, National Natural Science Foundation of China, Chinese Academy of Science, the Ministry of Science and Technology of China and the Chinese Ministry of Education, the Higher Education Sprout Project by Ministry of Education at NCKU, the National Research Foundation of Korea, Czech Science Foundation and Ministry of Education, Youth and Sports of the Czech Republic, Hungarian National Research, Development and Innovation Office, New National Excellency Programme of the Hungarian Ministry of Human Capacities, Department of Atomic Energy and Department of Science and Technology of the Government of India, the National Science Centre of Poland, the Ministry of Science, Education and Sports of the Republic of Croatia, German Bundesministerium für Bildung, Wissenschaft, Forschung und Technologie (BMBF), Helmholtz Association, Ministry of Education, Culture, Sports, Science, and Technology (MEXT) and Japan Society for the Promotion of Science (JSPS).

-
- [1] I. Arsene *et al.* (BRAHMS Collaboration), *Nucl. Phys. A* **757**, 1 (2005), [arXiv:nucl-ex/0410020](#).
 - [2] K. Adcox *et al.* (PHENIX Collaboration), *Nucl. Phys. A* **757**, 184 (2005), [arXiv:nucl-ex/0410003](#).
 - [3] B. B. Back *et al.* (PHOBOS Collaboration), *Nucl. Phys. A* **757**, 28 (2005), [arXiv:nucl-ex/0410022](#).
 - [4] J. Adams *et al.* (STAR Collaboration), *Nucl. Phys. A* **757**, 102 (2005), [arXiv:nucl-ex/0501009](#).
 - [5] G. Roland, K. Safarik, and P. Steinberg, *Prog. Part. Nucl. Phys.* **77**, 70 (2014).
 - [6] S. Voloshin and Y. Zhang, *Z. Phys. C* **70**, 665 (1996), [arXiv:hep-ph/9407282](#).
 - [7] A. M. Poskanzer and S. A. Voloshin, *Phys. Rev. C* **58**, 1671 (1998), [arXiv:nucl-ex/9805001](#).
 - [8] Z. Qiu and U. W. Heinz, *Phys. Rev. C* **84**, 024911 (2011), [arXiv:1104.0650 \[nucl-th\]](#).
 - [9] R. A. Lacey, *Nucl. Phys. A* **774**, 199 (2006), [arXiv:nucl-ex/0510029](#).
 - [10] H. Song, S. A. Bass, U. Heinz, T. Hirano, and C. Shen, *Phys. Rev. Lett.* **106**, 192301 (2011), [Erratum: *Phys. Rev. Lett.* **109**, 139904 (2012)], [arXiv:1011.2783 \[nucl-th\]](#).
 - [11] H. Niemi, G. S. Denicol, H. Holopainen, and P. Huovinen, *Phys. Rev. C* **87**, 054901 (2013), [arXiv:1212.1008 \[nucl-th\]](#).
 - [12] F. G. Gardim, J. Noronha-Hostler, M. Luzum, and F. Grassi, *Phys. Rev. C* **91**, 034902 (2015), [arXiv:1411.2574 \[nucl-th\]](#).
 - [13] J. Fu, *Phys. Rev. C* **92**, 024904 (2015).
 - [14] H. Holopainen, H. Niemi, and K. J. Eskola, *Phys. Rev. C* **83**, 034901 (2011), [arXiv:1007.0368 \[hep-ph\]](#).
 - [15] G.-Y. Qin, H. Petersen, S. A. Bass, and B. Muller, *Phys. Rev. C* **82**, 064903 (2010), [arXiv:1009.1847 \[nucl-th\]](#).
 - [16] C. Gale, S. Jeon, B. Schenke, P. Tribedy, and R. Venugopalan, *Phys. Rev. Lett.* **110**, 012302 (2013), [arXiv:1209.6330 \[nucl-th\]](#).
 - [17] P. Liu and R. A. Lacey, *Phys. Rev. C* **98**, 021902 (2018), [arXiv:1802.06595 \[nucl-ex\]](#).
 - [18] B. Schenke, S. Jeon, and C. Gale, *Phys. Lett. B* **702**, 59 (2011), [arXiv:1102.0575 \[hep-ph\]](#).
 - [19] A. Adare *et al.* (PHENIX Collaboration), *Phys. Rev. Lett.* **114**, 192301 (2015), [arXiv:1404.7461 \[nucl-ex\]](#).
 - [20] A. Adare *et al.* (PHENIX Collaboration), *Phys. Rev. Lett.* **115**, 142301 (2015), [arXiv:1507.06273 \[nucl-ex\]](#).
 - [21] C. Aidala *et al.* (PHENIX Collaboration), *Nature Phys.* **15**, 214 (2019), [arXiv:1805.02973 \[nucl-ex\]](#).
 - [22] U. A. Acharya *et al.* (PHENIX Collaboration), *Phys. Rev. C* **105**, 024901 (2022), [arXiv:2107.06634 \[hep-ex\]](#).
 - [23] U. A. Acharya *et al.* (PHENIX Collaboration), (2022), [arXiv:2203.09894 \[nucl-ex\]](#).
 - [24] L. Adamczyk *et al.* (STAR Collaboration), *Phys. Lett. B* **747**, 265 (2015), [arXiv:1502.07652 \[nucl-ex\]](#).
 - [25] J. Adam *et al.* (STAR Collaboration), *Phys. Rev. Lett.* **122**, 172301 (2019), [arXiv:1901.08155 \[nucl-ex\]](#).
 - [26] S. Chatrchyan *et al.* (CMS Collaboration), *Phys. Lett. B* **724**, 213 (2013), [arXiv:1305.0609 \[nucl-ex\]](#).
 - [27] B. Abelev *et al.* (ALICE Collaboration), *Phys. Lett. B* **719**, 29 (2013), [arXiv:1212.2001 \[nucl-ex\]](#).
 - [28] G. Aad *et al.* (ATLAS Collaboration), *Phys. Rev. Lett.* **110**, 182302 (2013), [arXiv:1212.5198 \[hep-ex\]](#).
 - [29] M. Aaboud *et al.* (ATLAS Collaboration), *Eur. Phys. J.*

- C **77**, 428 (2017), arXiv:1705.04176 [hep-ex].
- [30] P. M. Chesler, *JHEP* **03**, 146 (2016), arXiv:1601.01583 [hep-th].
- [31] K. Welsh, J. Singer, and U. W. Heinz, *Phys. Rev. C* **94**, 024919 (2016), arXiv:1605.09418 [nucl-th].
- [32] B. Schenke, P. Tribedy, and R. Venugopalan, *Phys. Rev. Lett.* **108**, 252301 (2012).
- [33] J. L. Nagle, A. Adare, S. Beckman, T. Koblesky, J. Orjuela Koop, D. McGlinchey, P. Romatschke, J. Carlson, J. E. Lynn, and M. McCumber, *Phys. Rev. Lett.* **113**, 112301 (2014), arXiv:1312.4565 [nucl-th].
- [34] M. Mace, V. V. Skokov, P. Tribedy, and R. Venugopalan, *Phys. Rev. Lett.* **121**, 052301 (2018), [Erratum: *Phys.Rev.Lett.* 123, 039901 (2019)], arXiv:1805.09342 [hep-ph].
- [35] K. Dusling and R. Venugopalan, *Phys. Rev. D* **87**, 094034 (2013), arXiv:1302.7018 [hep-ph].
- [36] M. Nie, L. Yi, G. Ma, and J. Jia, *Phys. Rev. C* **100**, 064905 (2019), arXiv:1906.01422 [nucl-th].
- [37] G. S. Denicol, H. Niemi, E. Molnar, and D. H. Rischke, *Phys. Rev. D* **85**, 114047 (2012), [Erratum: *Phys.Rev.D* 91, 039902 (2015)], arXiv:1202.4551 [nucl-th].
- [38] W. Florkowski, R. Ryblewski, and M. Spaliński, *Phys. Rev. D* **94**, 114025 (2016), arXiv:1608.07558 [nucl-th].
- [39] J. Adams *et al.* (STAR Collaboration), *Phys. Rev. Lett.* **93**, 252301 (2004), arXiv:nucl-ex/0407007.
- [40] J. Adams *et al.* (STAR Collaboration), *Phys. Rev. C* **72**, 014904 (2005), arXiv:nucl-ex/0409033.
- [41] V. Khachatryan *et al.* (CMS Collaboration), *Phys. Lett. B* **765**, 193 (2017), arXiv:1606.06198 [nucl-ex].
- [42] L. Adamczyk *et al.* (STAR Collaboration), *Phys. Lett. B* **743**, 333 (2015), arXiv:1412.8437 [nucl-ex].
- [43] G. Aad *et al.* (ATLAS Collaboration), *Phys. Rev. C* **90**, 044906 (2014), arXiv:1409.1792 [hep-ex].
- [44] A. Adare *et al.* (PHENIX Collaboration), *Phys. Rev. C* **98**, 014912 (2018), arXiv:1711.09003 [hep-ex].
- [45] G. Aad *et al.* (ATLAS Collaboration), *Phys. Rev. Lett.* **116**, 172301 (2016), arXiv:1509.04776 [hep-ex].
- [46] W. J. Llope *et al.*, *Nucl. Instrum. Meth. A* **759**, 23 (2014).
- [47] F. S. Bieser *et al.*, *Nucl. Instrum. Meth. A* **499**, 766 (2003).
- [48] C. Adler, A. Denisov, E. Garcia, M. Murray, H. Strobele, and S. White, *Nucl. Instrum. Meth. A* **499**, 433 (2003).
- [49] W. J. Llope (STAR), *Nucl. Instrum. Meth. A* **661**, S110 (2012).
- [50] L. Adamczyk *et al.* (STAR Collaboration), *Phys. Rev. C* **86**, 054908 (2012), arXiv:1206.5528 [nucl-ex].
- [51] C. Loizides, J. Nagle, and P. Steinberg, *SoftwareX* **1-2**, 13 (2015).
- [52] S. Agostinelli *et al.*, *Nucl. Instrum. Meth. A* **506**, 250 (2003).
- [53] V. Fine, Y. Fisyak, V. Perevoztchikov, and T. Wenaus, *Computer Physics Communications* **140**, 76 (2001), cHEP2000.
- [54] M. Anderson *et al.*, *Nucl. Instrum. Meth. A* **499**, 659 (2003), arXiv:nucl-ex/0301015.
- [55] M. Szelezniak (STAR Collaboration), *PoS Vertex2014*, 015 (2015).
- [56] N. Borghini, P. M. Dinh, and J.-Y. Ollitrault, *Phys. Rev. C* **64**, 054901 (2001).
- [57] M. Gyulassy and X.-N. Wang, *Comput. Phys. Commun.* **83**, 307 (1994), arXiv:nucl-th/9502021.
- [58] J. Dunlop, “Report from Task Force on Small Systems Flow,” https://indico.bnl.gov/event/11308/contributions/47820/attachments/35369/57704/Dunlop_PAC_2021.pdf (2021), [Online].
- [59] V. Khachatryan *et al.* (CMS Collaboration), *Phys. Rev. C* **92**, 034911 (2015).
- [60] V. Khachatryan, A. M. Sirunyan, A. Tumasyan, W. Adam, E. Asilar, T. Bergauer, J. Brandstetter, M. Dragicevic, J. Erö, M. Flechl, and et al., *Physical Review C* **92** (2015), 10.1103/physrevc.92.034911.
- [61] P. Romatschke, *Eur. Phys. J. C* **75**, 305 (2015), arXiv:1502.04745 [nucl-th].
- [62] B. Schenke, C. Shen, and P. Tribedy, *Phys. Lett. B* **803**, 135322 (2020), arXiv:1908.06212 [nucl-th].
- [63] B. Schenke, C. Shen, and P. Tribedy, *Phys. Rev. C* **102**, 044905 (2020), arXiv:2005.14682 [nucl-th].

SUPPLEMENT

In this supplement, we present the STAR measurements of azimuthal anisotropy coefficients $v_{2,3}$ in the $^3\text{He}+\text{Au}$ and $d+\text{Au}$ collisions with centrality defined by the Au-going side Beam-Beam Count (BBC) Detector which covers the pseudorapidity range $-5.0 < \eta < -3.3$. These results provide a direct comparison with previous measurements from PHENIX Collaboration with a similar centrality definition. The detailed simulation studies for the nonflow subtraction with HIJING is also presented.

v_n from BBC centrality

Two different centrality definitions are used to measure $v_{2,3}$ to check the impact from centrality definition. For the $d+\text{Au}$ and $^3\text{He}+\text{Au}$ MB data, the TPC and the BBC [on the Au-going side ($-5.0 < \eta < -3.3$)] are used to select 0-10% centrality events respectively. The v_n values obtained with TPC - and BBC-centrality is shown in Fig. 5. The results utilize the c_1 nonflow subtraction method and are found to be consistent within statistical uncertainties.

Nonflow subtraction with HIJING simulation

The nonflow contributions in UC $p+\text{Au}$, 0-10% $d+\text{Au}$ and 0-10% $^3\text{He}+\text{Au}$ collisions are estimated by using c_n

from $p+p$ collisions:

$$c_n^{\text{sub}} = c_n - f \times c_n^{\text{pp}} \quad (4)$$

where f is the ratio of c_1 between $p+p$ and $p/d/^3\text{He}+\text{Au}$ collisions for the c_1 subtraction method.

The true collective flow signal c_n^{flow} can be expressed as

$$c_n^{\text{flow}} = c_n - (f/g) \times c_n^{\text{pp}} \quad (5)$$

where $g > 1$ ($g < 1$) means the nonflow is over(under)-estimated.

Since $c_n^{\text{flow}} = 0$ in HIJING event generator, the value of g can be extracted from Eq. 5 as

$$g = \frac{f \times c_n^{\text{pp}}}{c_n}. \quad (6)$$

The magnitude of over(under)-subtraction in real data can be estimated by

$$\frac{c_n^{\text{flow}}}{c_n^{\text{sub}}} = \frac{c_n - (f/g) \times c_n^{\text{pp}}}{c_n - f \times c_n^{\text{pp}}}. \quad (7)$$

The g and $c_n^{\text{flow}}/c_n^{\text{sub}}$ values are shown in Fig. 6 and Fig. 7 for $n = 2$ and $n = 3$ respectively. The overall uncertainties for nonflow subtraction are less than 25% for v_2 and 20% for v_3 results, which is within the systematical uncertainties of the measurements.

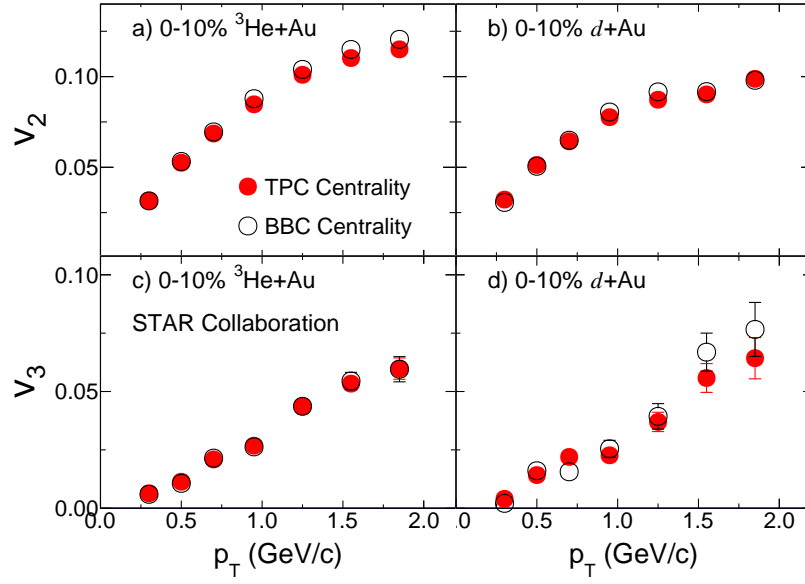


FIG. 5. The v_n values obtained with TPC-centrality and BBC-centrality for 0-10% $d+Au$ and ${}^3\text{He}+Au$ collisions.

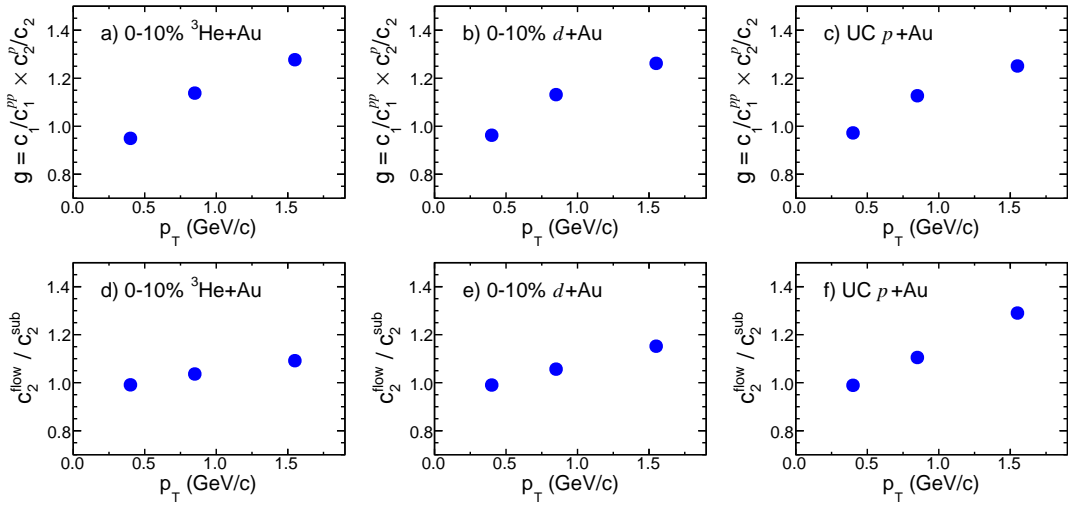


FIG. 6. The g values and $c_2^{\text{flow}}/c_2^{\text{sub}}$ from HIJING as a function of p_T in 0-10% ${}^3\text{He}+Au$, 0-10% $d+Au$ and UC $p+Au$ collisions.

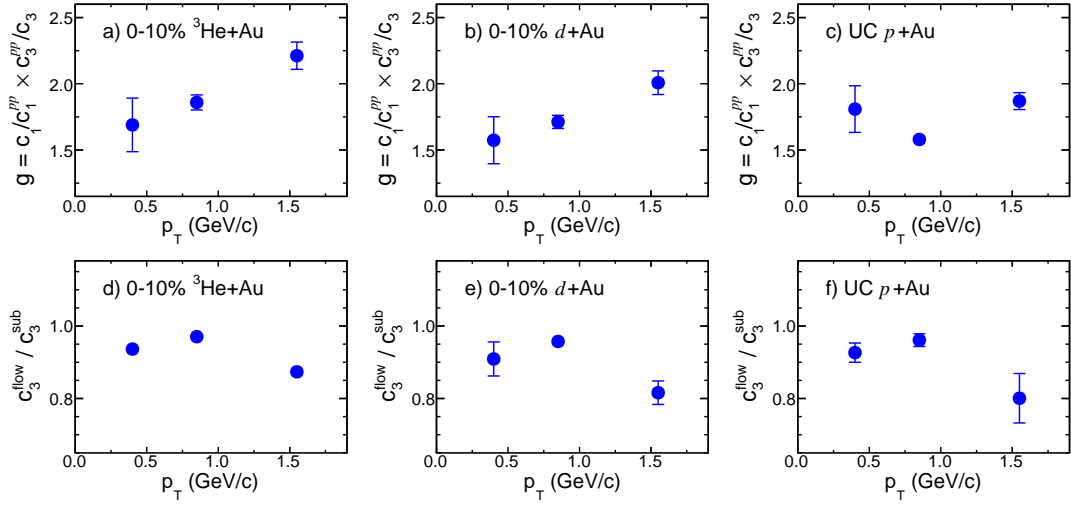


FIG. 7. The g values and $c_3^{\text{flow}}/c_3^{\text{sub}}$ from HIJING as a function of p_T in 0-10% $^3\text{He}+\text{Au}$, 0-10% $d+\text{Au}$ and UC $p+\text{Au}$ collisions.