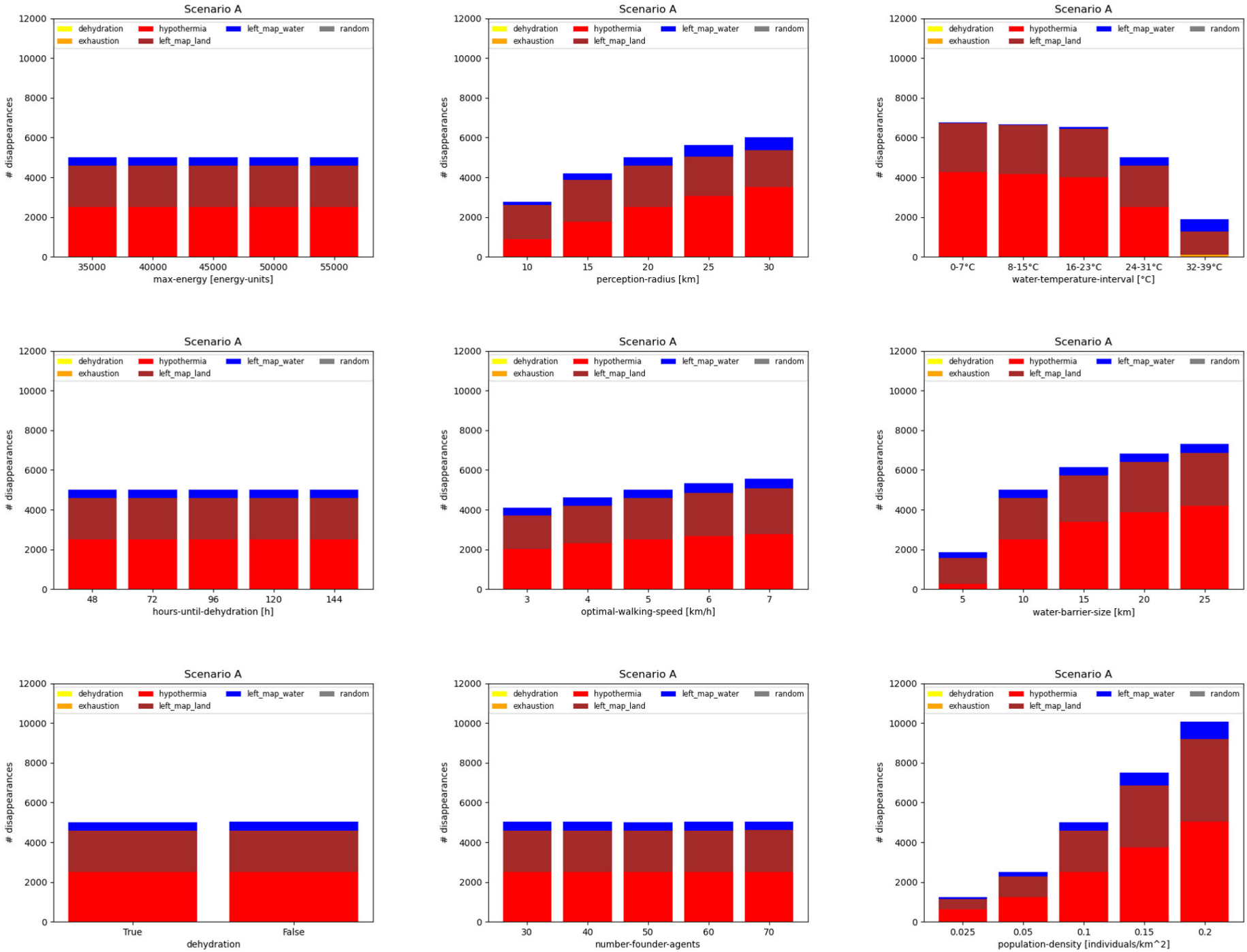
Scenario A
dehydration
hypothermia
left_map_water
random
exhaustion
left_map_land
disappearances
max-energy [energy-units]
35000
40000
45000
50000
55000
perception-radius [km]
10
15
20
25
30
water-temperature-interval [°C]
0-7°C
8-15°C
16-23°C
24-31°C
32-39°C
hours-until-dehydration [h]
48
72
96
120
144
optimal-walking-speed [km/h]
3
4
5
6
7
water-barrier-size [km]
dehydration
True
False
number-founder-agents
population-density [individuals/km^2]
0.025
0.05
0.1
0.15
0.2

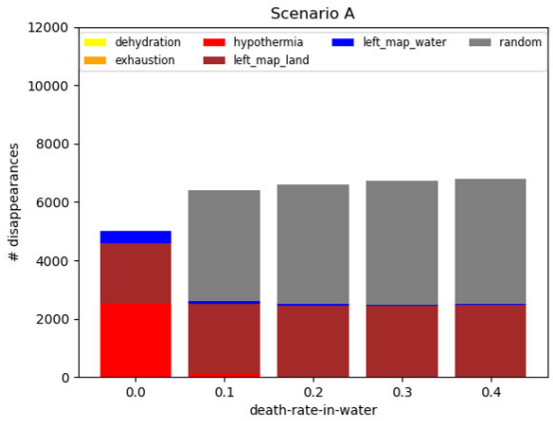
Scenario A
dehydration
hypothermia
left_map_water
random
exhaustion
left_map_land
disappearances
death-rate-in-water

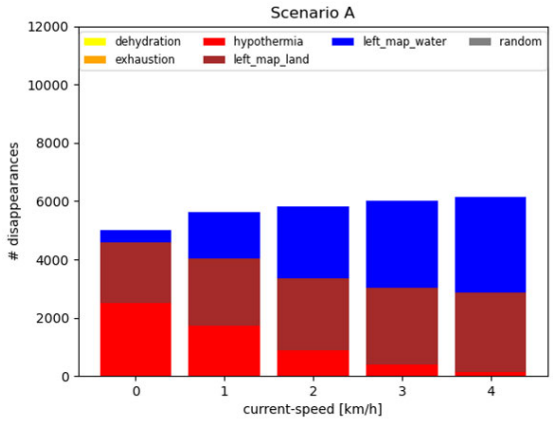
Scenario A
dehydration
hypothermia
left_map_water
random
exhaustion
left_map_land
disappearances
current-speed [km/h]

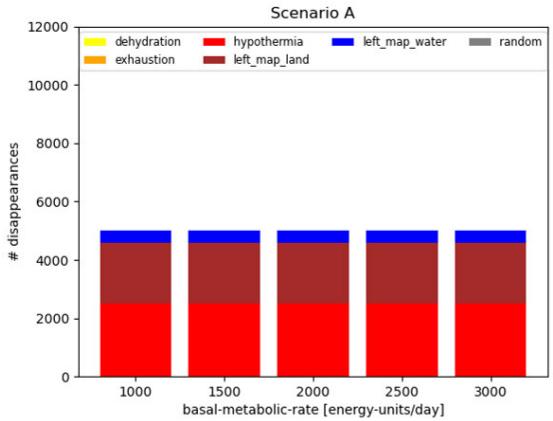
Scenario A
dehydration
hypothermia
left_map_water
random
exhaustion
left_map_land
disappearances
basal-metabolic-rate [energy-units/day]

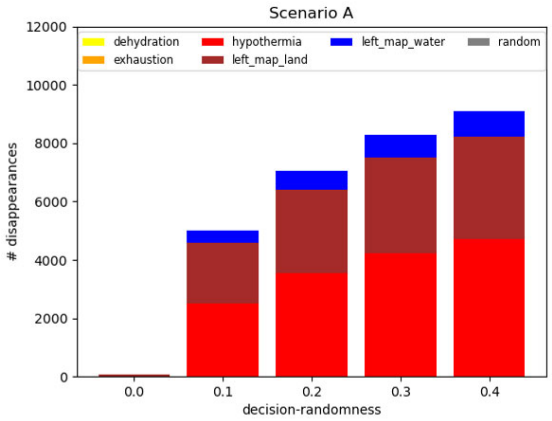
Scenario A
dehydration
hypothermia
left_map_water
random
exhaustion
left_map_land
disappearances
decision-randomness

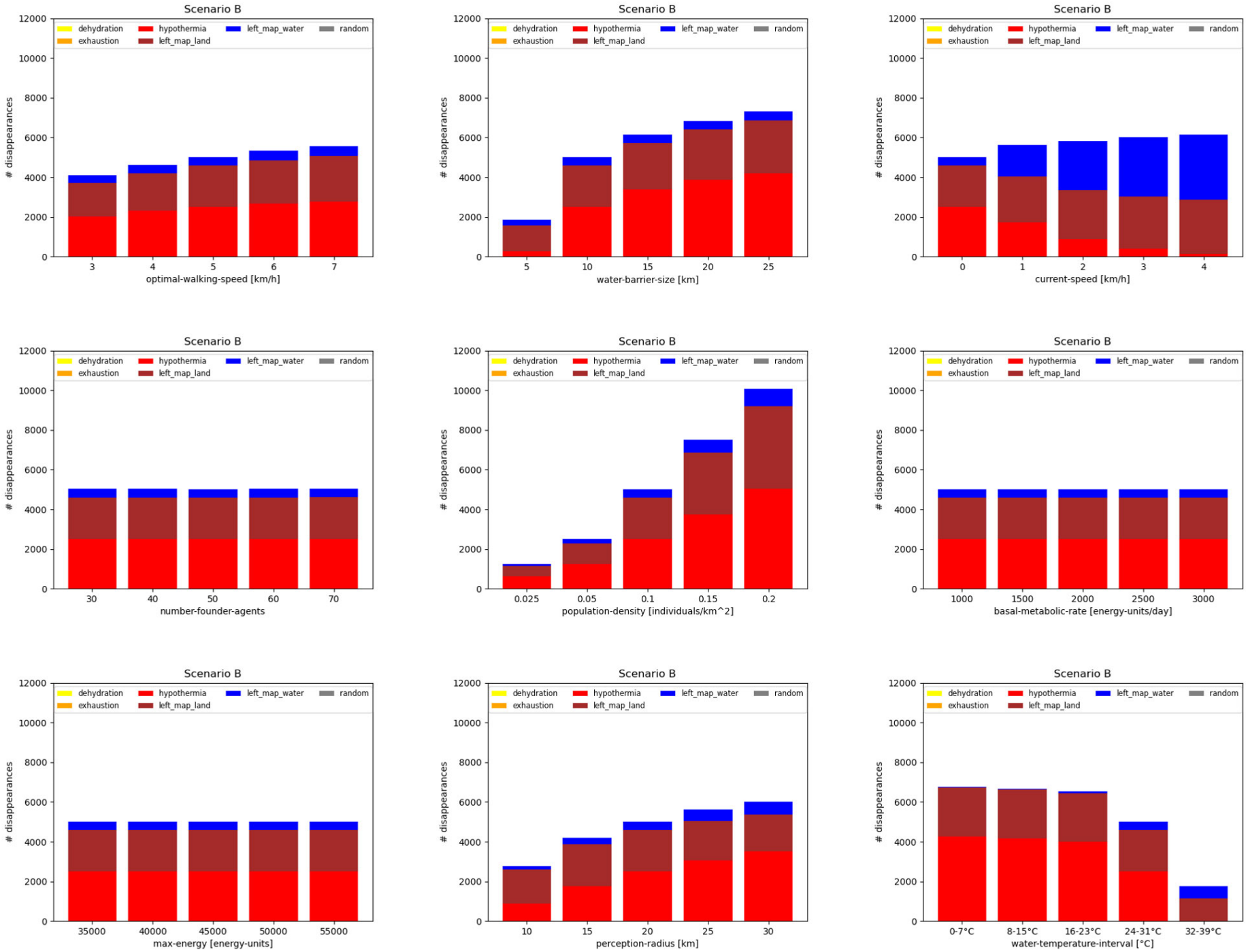
Scenario B
dehydration
exhaustion
hypothermia
left_map_land
left_map_water
random
disappearances
optimal-walking-speed [km/h]
water-barrier-size [km]
current-speed [km/h]
number-founder-agents
population-density [individuals/km^2]
basal-metabolic-rate [energy-units/day]
max-energy [energy-units]
perception-radius [km]
water-temperature-interval [°C]
0-7°C
8-15°C
16-23°C
24-31°C
32-39°C

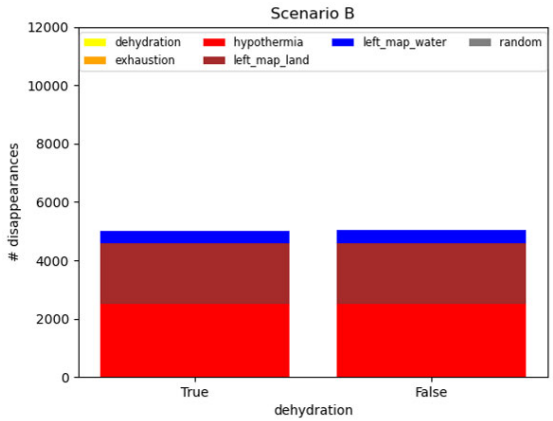
Scenario B
dehydration
hypothermia
left_map_water
random
exhaustion
left_map_land
disappearances
0
2000
4000
6000
8000
10000
12000
True
False
dehydration

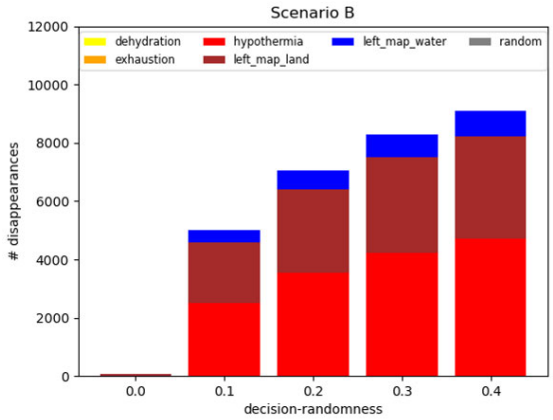
Scenario B
dehydration
hypothermia
left_map_water
random
exhaustion
left_map_land
disappearances
0
2000
4000
6000
8000
10000
12000
0.0
0.1
0.2
0.3
0.4
decision-randomness

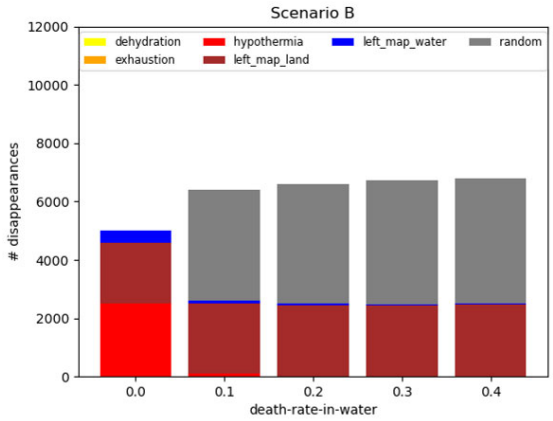
Scenario B
dehydration
hypothermia
left_map_water
random
exhaustion
left_map_land
disappearances
0
2000
4000
6000
8000
10000
12000
0.0
0.1
0.2
0.3
0.4
death-rate-in-water

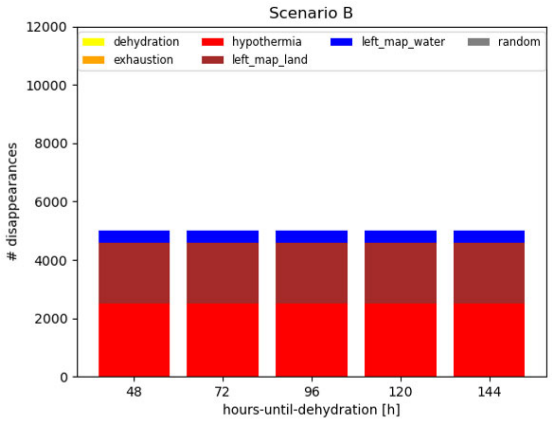
Scenario B
dehydration
hypothermia
left_map_water
random
exhaustion
left_map_land
disappearances
0
2000
4000
6000
8000
10000
12000
48
72
96
120
144
hours-until-dehydration [h]

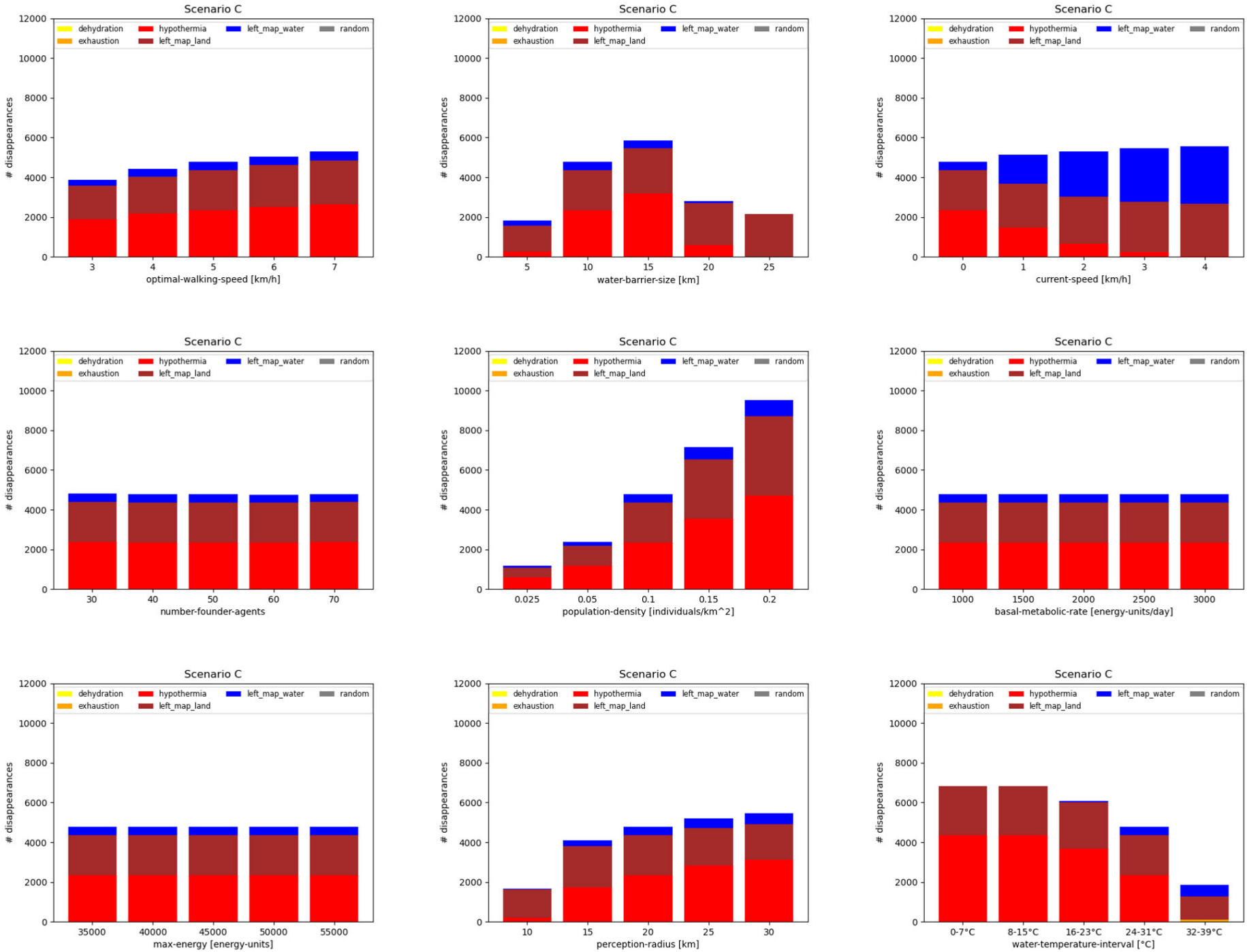
Scenario C
dehydration
exhaustion
hypothermia
left_map_land
left_map_water
random
disappearances
0
2000
4000
6000
8000
10000
12000
3
4
5
6
7
optimal-walking-speed [km/h]
5
10
15
20
25
water-barrier-size [km]
0
1
2
3
4
current-speed [km/h]
30
40
50
60
70
number-founder-agents
0.025
0.05
0.1
0.15
0.2
population-density [individuals/km^2]
1000
1500
2000
2500
3000
basal-metabolic-rate [energy-units/day]
35000
40000
45000
50000
55000
max-energy [energy-units]
10
15
20
25
30
perception-radius [km]
0-7°C
8-15°C
16-23°C
24-31°C
32-39°C
water-temperature-interval [°C]

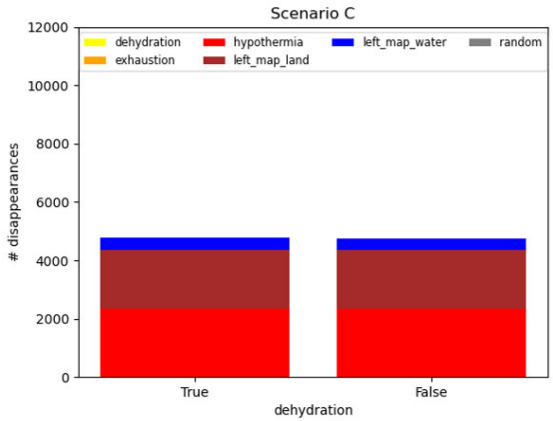
Scenario C
dehydration
exhaustion
hypothermia
left_map_land
left_map_water
random
disappearances
0
2000
4000
6000
8000
10000
12000
True
False
dehydration

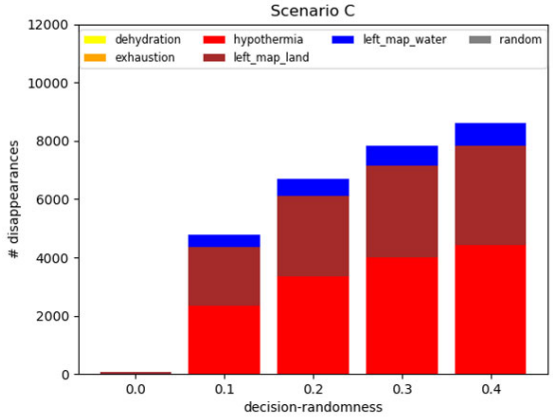
Scenario C
dehydration
exhaustion
hypothermia
left_map_land
left_map_water
random
disappearances
0
2000
4000
6000
8000
10000
12000
0.0
0.1
0.2
0.3
0.4
decision-randomness

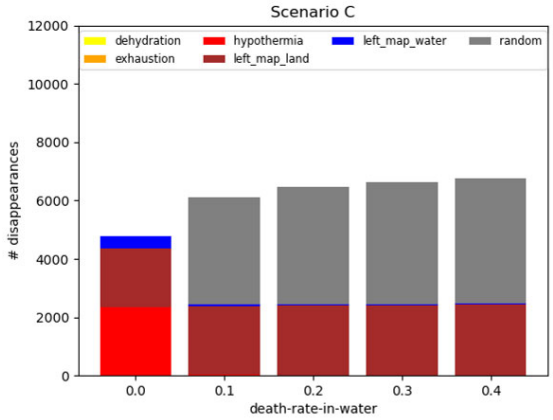
Scenario C
dehydration
exhaustion
hypothermia
left_map_land
left_map_water
random
disappearances
0
2000
4000
6000
8000
10000
12000
0.0
0.1
0.2
0.3
0.4
death-rate-in-water

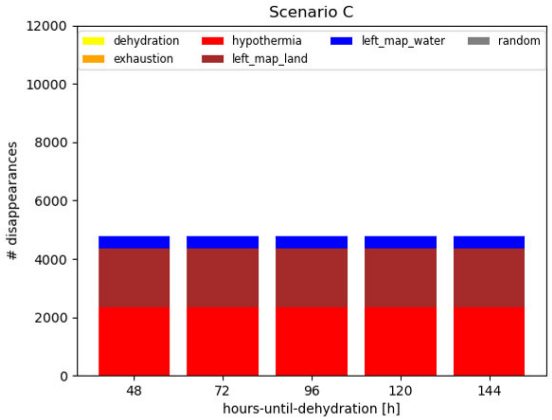
Scenario C
dehydration
exhaustion
hypothermia
left_map_land
left_map_water
random
disappearances
0
2000
4000
6000
8000
10000
12000
48
72
96
120
144
hours-until-dehydration [h]

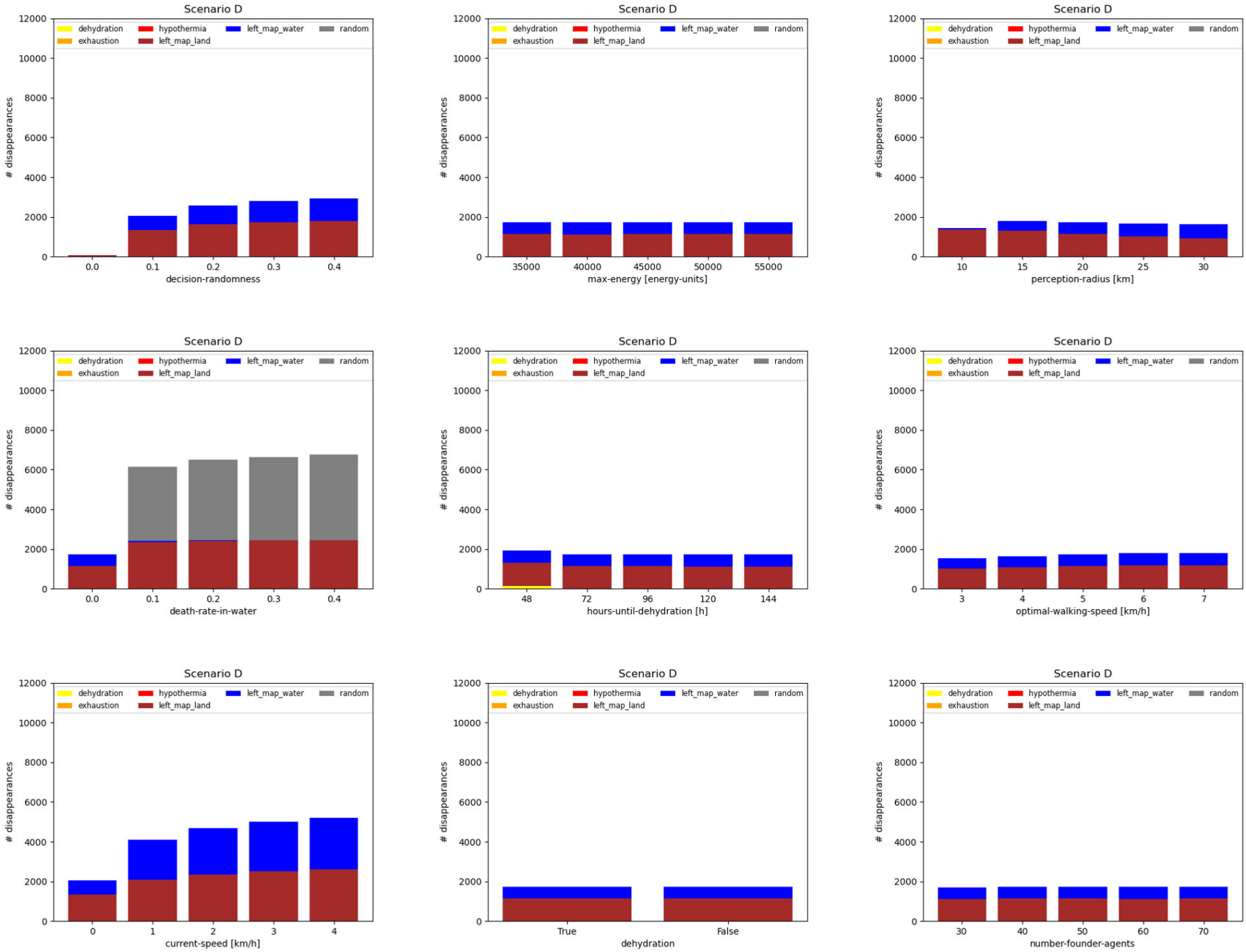
Scenario D
dehydration
hypothermia
left_map_water
random
exhaustion
left_map_land
disappearances
decision-randomness
max-energy [energy-units]
perception-radius [km]
death-rate-in-water
hours-until-dehydration [h]
optimal-walking-speed [km/h]
current-speed [km/h]
dehydration
True
False
number-founder-agents

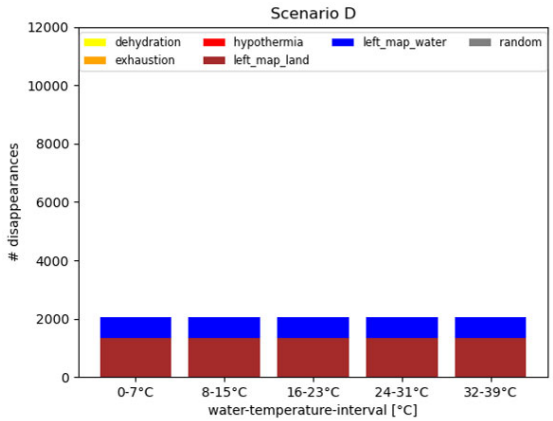
Scenario D
dehydration
hypothermia
left_map_water
random
exhaustion
left_map_land
disappearances
0
2000
4000
6000
8000
10000
12000
0-7°C
8-15°C
16-23°C
24-31°C
32-39°C
water-temperature-interval [°C]

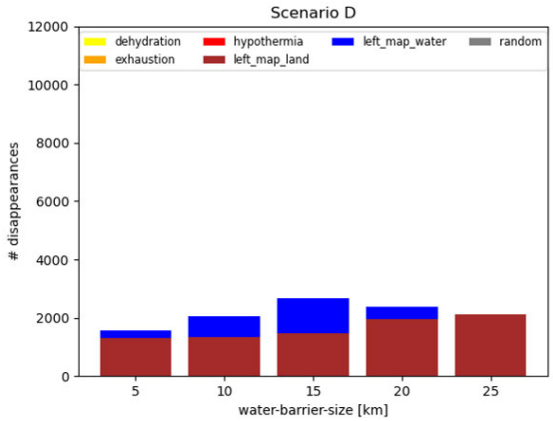
Scenario D
dehydration
hypothermia
left_map_water
random
exhaustion
left_map_land
disappearances
0
2000
4000
6000
8000
10000
12000
5
10
15
20
25
water-barrier-size [km]

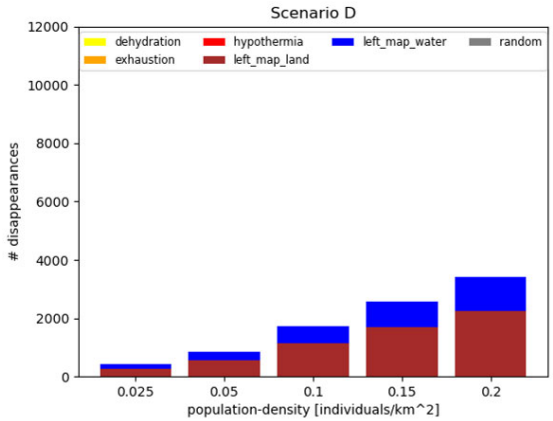
Scenario D
dehydration
hypothermia
left_map_water
random
exhaustion
left_map_land
disappearances
0
2000
4000
6000
8000
10000
12000
0.025
0.05
0.1
0.15
0.2
population-density [individuals/km^2]

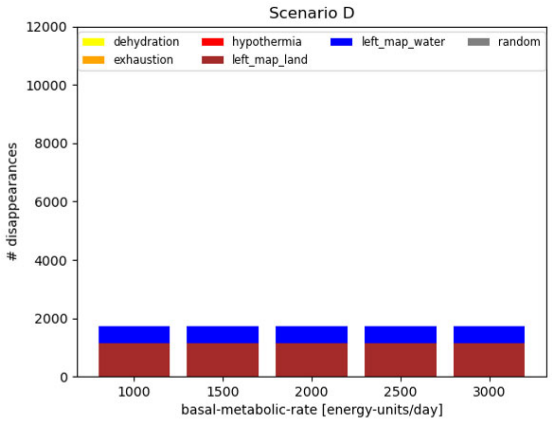
Scenario D
dehydration
hypothermia
left_map_water
random
exhaustion
left_map_land
disappearances
0
2000
4000
6000
8000
10000
12000
1000
1500
2000
2500
3000
basal-metabolic-rate [energy-units/day]