

Supplementary Material

Different modification pathways for m¹A58 incorporation in yeast elongator and initiator tRNAs

Marcel-Joseph Yared, Yasemin Yoluç, Marjorie Catala, Carine Tisné, Stefanie Kaiser & Pierre Barraud

Content:

Supplementary Tables S1 to S3	pages 2-4
Supplementary Figures S1 to S4	pages 5-8
Supplementary References	page 9

SUPPLEMENTARY TABLES

Supplementary Table S1 – Yeast and *E. coli* strains used in this study

Strain	Genotype	Source
BY4741	<i>MATa his3-Δ1 leu2-Δ0 met15-Δ0 ura3-Δ0</i>	Euroscarf
BY4741- <i>dus1Δ</i>	BY4741, <i>YML080w::kanMX</i>	Euroscarf
BY4741- <i>dus3Δ</i>	BY4741, <i>YLR401c::kanMX</i>	Euroscarf
BY4741- <i>pus4Δ</i>	BY4741, <i>YNL292w::kanMX</i>	Euroscarf
BY4741- <i>trm1Δ</i>	BY4741, <i>YDR120c::kanMX</i>	Euroscarf
BY4741- <i>trm2Δ</i>	BY4741, <i>YKR056w::kanMX</i>	Euroscarf
BY4741- <i>trm4Δ</i>	BY4741, <i>YBL024w::kanMX</i>	Euroscarf
BY4741- <i>trm8Δ</i>	BY4741, <i>YDL201w::kanMX</i>	Euroscarf
BY4741- <i>trm10Δ</i>	BY4741, <i>YOL093w::kanMX</i>	Euroscarf
BY4741- <i>trm11Δ</i>	BY4741, <i>YOL124c::kanMX</i>	Euroscarf
BY4741- <i>rit1Δ</i>	BY4741, <i>YMR283c::kanMX</i>	Euroscarf
c13-ABYS-86	<i>MATa ura3Δ5 leu2-3,112 his3 pral-1 prb1-1 prc1-1 cps1-3</i>	(1)
c13-ABYS-86- <i>trm4Δ</i>	c13-ABYS-86, <i>YBL024w::kanMX</i>	(2)
BW25113- <i>ygghΔ</i>	<i>E. coli</i> K-12 <i>lacI⁺rrnB_{T14} ΔlacZ_{WJ16} hsdR514 ΔaraBAD_{AH33} ΔrhaBAD_{LD78} rph-1 Δ(araB-D)567 Δ(rhaD-B)568 ΔlacZ4787(::rrnB-3) hsdR514 rph-1 yggh::kan</i>	(3)
BL21-CodonPlus (DE3)-RIL	<i>E. coli</i> B F ⁻ ompT hsdS(_{rB} ⁻ m _B ⁻) dcm ⁺ Tet ^r gal λ(DE3) endA Hte [argU ileY leuW Cam ^r]	Agilent
BL21-CodonPlus (DE3)-RIL- <i>ygghΔ</i>	<i>E. coli</i> BL21-CodonPlus(DE3)-RIL <i>yggh::kan</i>	This study

Supplementary Table S2 – List of primers used in this study

Pus4-M1_EcoRI_Fwd: CAG-GCG-AAT-TCA-TGA-ATG-GAA-TAT-TTG-CTA-TT
Pus4-V403_NotI_Rev: TAC-AAG-GCG-GCC-GCT-TAC-ACC-TGT-TCG-ATT-TT

Trm2-M1_EcoRI_Fwd: GAC-AAA-GAA-TTC-ATG-TAC-GAA-CAG-TTT-GAA-TTT
Trm2-I639_NotI_Rev: TAT-TTT-GCG-GCC-GCA-ATT-AGA-TTC-TCT-TCA-TTA
Trm2_BamHI-del_Fwd: GTT-ATC-TTG-GAC-CCA-CCA-CGC-AAG-GGC-TGT-GAC-GAA-
TTA-TTC
Trm2_BamHI-del_Rev: TGG-TGG-GTC-CAA-GAT-AAC-GGA-AGT-GTT-TTC-ACT-TGG-
AGT-ATC-AAT-AG
Trm2-V116_BamHI_Fwd: CGA-TGG-ATC-CGT-TGA-AAC-AAC-TTC-TCC-GAT-GG
Trm2-I639_XhoI_Rev: GCG-CCT-CGA-GTT-AGA-TTC-TCT-TCA-TTA-TAC-ACA-C

Trm6-M1_BamHI_Fwd: AAT-TTA-GGA-TCC-GAT-GAA-TGC-TTT-GAC-AAC
Trm6-I478_NotI_Rev: CTC-TGC-GGC-CGC-TTA-TAT-CTT-TTG-TTT-CTT-AG
Trm61-M1_NdeI_Fwd: TTT-ACA-TAT-GTC-AAC-AAA-TTG-TTT-TTC-CGG-TTA
Trm61-K383_XhoI_Rev: TAA-TCC-TCG-AGT-TAT-TTT-TCC-GTG-GAT-CGA-AGA

yggh_A: GGT-GCG-TAC-CTC-ATC-CAG-TT
yggh_B: GTA-TCG-TTC-AGG-TGC-CGT-TT
yggh_C: CTG-CTC-AGG-GCG-ATC-TTT-AG
yggh_D: CGC-CAT-AAA-GCG-TTC-AAA-AT

k1: CAG-TCA-TAG-CCG-AAT-AGC-CT
k2: CGG-TGC-CCT-GAA-TGA-ACT-GC

rit1_C: TCT-AGG-AAA-AGT-GAG-TTC-AGG-CTT-A
rit1_D: TCG-TGT-AAA-ACC-TCA-GAA-CAC-TGT-A

dus3_C: GGT-CTA-GGC-AAC-AAA-GGT-ACA-CTA-A
dus3_D: TAT-TTT-GAT-TTT-CTT-GGA-ACC-CAT-A

trm10_C: TAC-CAA-TTA-TGA-AAA-CTG-GAA-CCA-T
trm10_D: TAC-AAC-ATC-AAA-GCA-AAA-TAA-GCA-A

kanC: TGA-TTT-TGA-TGA-CGA-GCG-TAA-T

T7 promoter: 5'TAA-TAC-GAC-TCA-CTA-TAG 3'

yeast tRNA^{Phe} DNA template:

3' ATTATGCTGAGTGATATCGGGCCTATCGAGTCAGCCATCTCGTCCCCTAACTTTTAGGGGCACAG
GAACCAAGCTAAGGCTCAGGCCCGTGGT 5'

yeast tRNA_i^{Met} DNA template:

3' ATTATGCTGAGTGATATCCGCGCACCGCGTCACCTTCGCGCGTCCCGAGTATTGGGACTACAGG
AGCCTAGCTTTGGCTCGCCGCGGTGGT 5'

Remark: The A1-U72 base pair was replaced with a G1-C72 base pair to improve in vitro transcription efficiency.

reverse complementary oligo for yeast tRNA_i^{Met} purification:

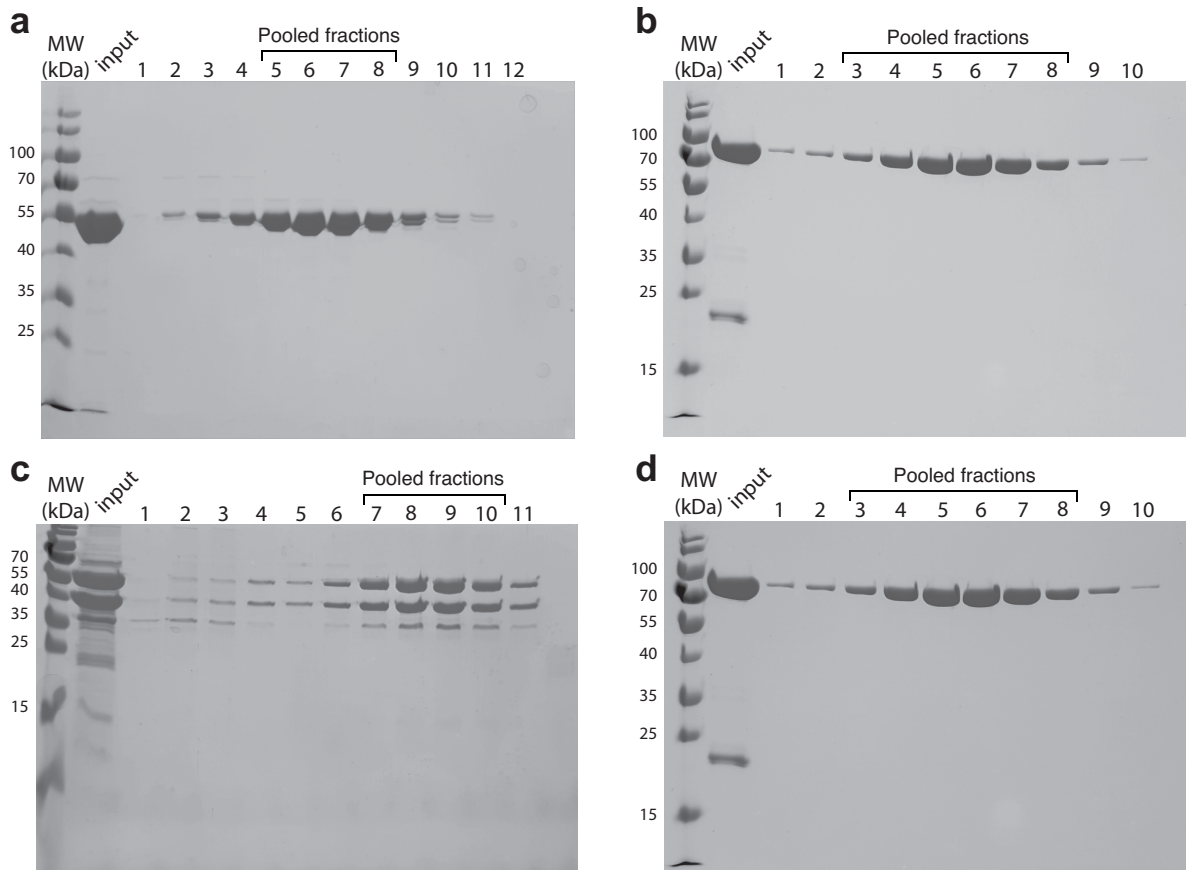
5' [Biotin]-AAA-TCG-GTT-TCG-ATC-CGA-GGA-CAT-CAG-GGT-TAT-GA 3'

Supplementary Table S3

Enzyme	Trm2		Trm6/Trm61					
tRNA quantity	500 pmol		500 pmol					
Yeast tRNAs	unmodified - tRNA ^{Phe}	Ψ55- tRNA ^{Phe}	unmodified - tRNA ^{Phe}	T54- tRNA ^{Phe}	Ψ55- tRNA ^{Phe}	Ψ55- T54- tRNA ^{Phe}	unmodified- tRNA _i ^{Met}	m ⁵ C48,49- tRNA _i ^{Met}
Enzyme (pmol)	20	2.5	15	15	5	2.5	7.5	7.5
SAM (pmol)	880	880	880	880	880	880	880	880
[³ H]-SAM (pmol)	2.5	2.5	2.5	2.5	2.5	2.5	2.5	2.5
Reaction conditions	MB1X 30°C 30 min	MB1X 30°C 30 min	MB1X 30°C 96 min	MB1X 30°C 30 min	MB1X 30°C 30 min	MB1X 30°C 30 min	MB1X 30°C 30 min	MB1X 30°C 30 min

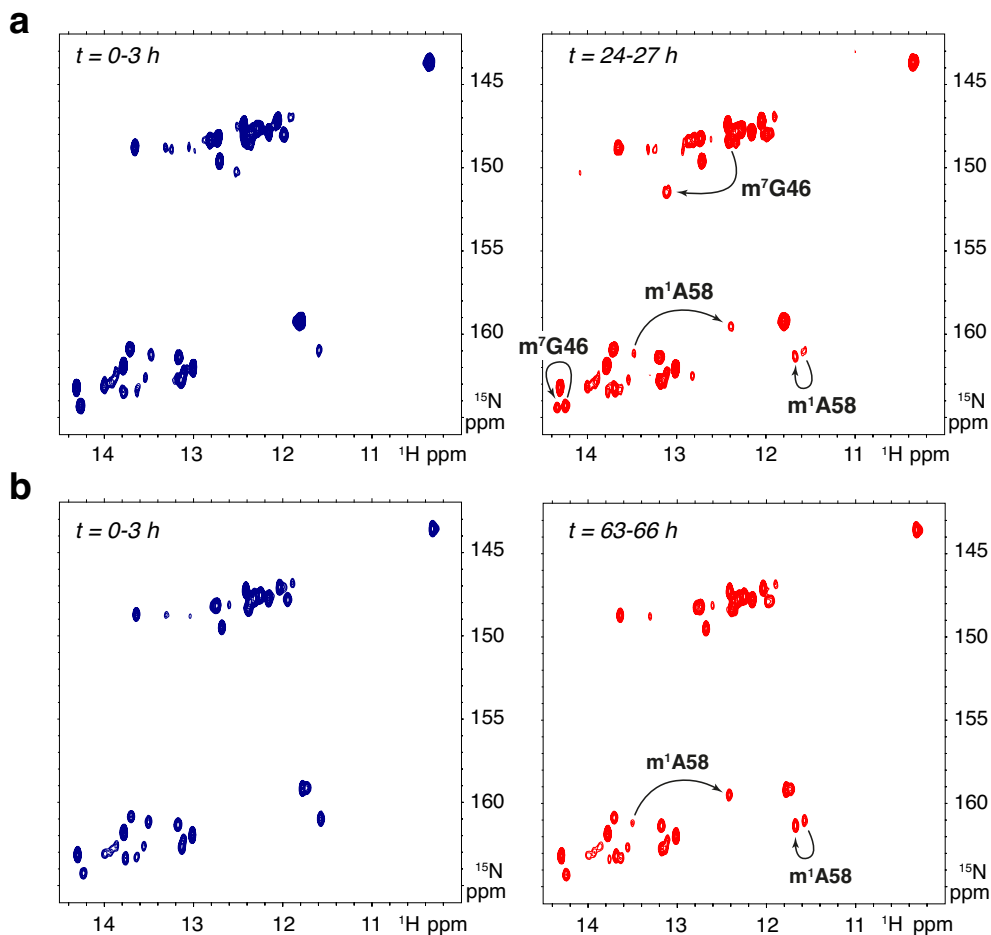
The different kinetic reaction mixes and conditions to determine the initial velocities of Trm2 introducing the T54 modification and Trm6/Trm61 introducing the m¹A58 modification to a set of specifically modified yeast tRNAs. MB corresponds the maturation buffer: 100 mM NaH₂PO₄/K₂HPO₄ pH 7.0, 5 mM NH₄Cl, 2 mM DTT and 0.1 mM EDTA. These quantities correspond to a volume of 50 μL of reaction.

SUPPLEMENTARY FIGURES



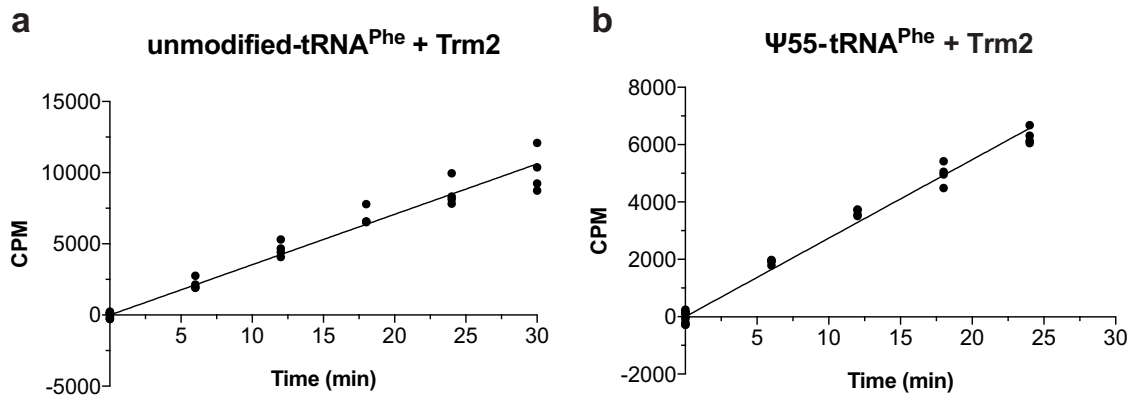
Supplementary Figure S1: Quality control in the last step of purification of the modification enzymes

(a) SDS-PAGE of the fractions of the Superdex 75 size exclusion column of Pus4 purification. (b) SDS-PAGE of the fractions of the Superdex 200 size exclusion column of Trm2 purification. (c) SDS-PAGE of the fractions of the Superdex 200 size exclusion column of Trm6/Trm61 purification. (d) SDS-PAGE of the fractions of the Superdex 200 size exclusion column of Trm4 purification. (MW): protein ladder, size in kDa. (input): fraction injected onto the column. For each purification, the pooled fractions are indicated above the gel.



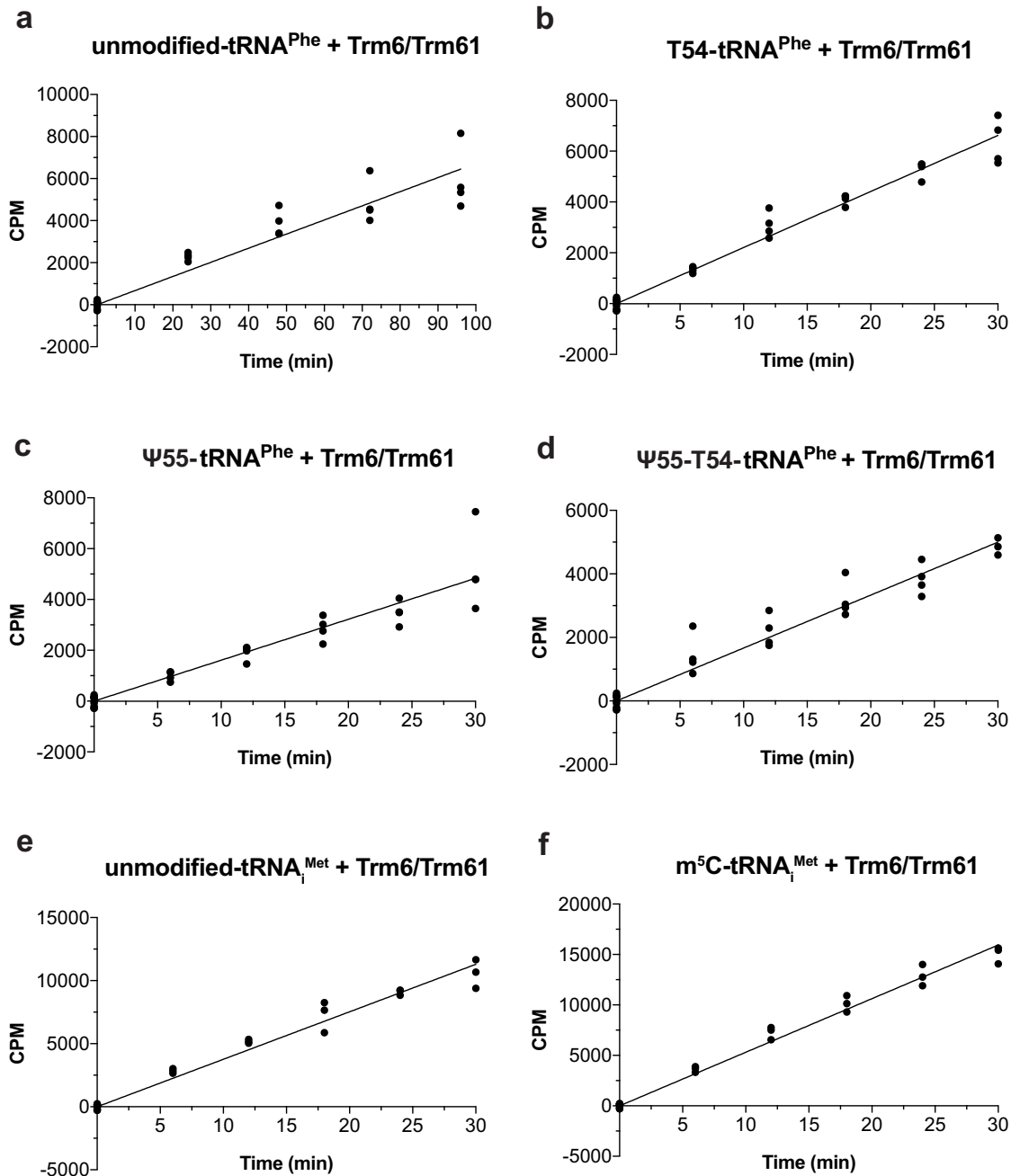
Supplementary Figure S2: Contamination of Trm6/Trm61 with m^7G46 activity

(a) ($^1H, ^{15}N$)-BEST-TROSY experiments on ^{15}N -labelled $tRNA^{Phe}$ reporting on Trm6/Trm61 enzymatic activity purified from *E. coli* BL21(DE3)CodonPlus-RIL cells. Concentrations: $tRNA^{Phe}$ at 100 μM and Trm6/Trm61 at 2 μM . Although the m^1A58 activity is clearly observable, the Trm6/Trm61 sample is contaminated with m^7G46 activity. (b) ($^1H, ^{15}N$)-BEST-TROSY experiments on ^{15}N -labelled $tRNA^{Phe}$ reporting on Trm6/Trm61 enzymatic activity purified from *E. coli* BL21(DE3)CodonPlus-RIL *yggh::kan* cells. The sample is no longer contaminated with m^7G46 activity.



Supplementary Figure S3: Kinetic efficiency of Trm2 depending on the modification profiles of yeast tRNA^{Phe}

(a) Raw counts per minute (CPM) data corresponding to T54 introduction by Trm2 on the yeast unmodified-tRNA^{Phe}. (b) Raw CPM data corresponding to T54 introduction by Trm2 on the yeast tRNA^{Phe} containing the Ψ55 modification (Ψ55-tRNA^{Phe}). CPM are measured for 4 or 5 time points in four independent experiments (N=4). Black dots represent individual measurements.



Supplementary Figure S4: Kinetic efficiency of Trm6/Trm61 depending on the modification profiles of yeast tRNA^{Phe} and tRNA_i^{Met}.

(a) Raw counts per minute (CPM) data corresponding to the m¹A58 introduction by Trm6/Trm61 on the yeast unmodified-tRNA^{Phe}. (b) Raw CPM data corresponding to the m¹A58 introduction by Trm6/Trm61 on the tRNA^{Phe} containing the T54 modification (T54-tRNA^{Phe}). (c) Raw CPM data corresponding to the m¹A58 introduction by Trm6/Trm61 on the tRNA^{Phe} containing the Ψ55 modification (Ψ55-tRNA^{Phe}). (d) Raw CPM data corresponding to the m¹A58 introduction by Trm6/Trm61 on the tRNA^{Phe} containing both the Ψ55 and T54 modifications (Ψ55-T54-tRNA^{Phe}). (e) Raw CPM data corresponding to the m¹A58 introduction by Trm6/Trm61 on the unmodified-tRNA_i^{Met}. (f) Raw CPM data corresponding to the m¹A58 introduction by Trm6/Trm61 on the tRNA_i^{Met} containing the m⁵C48,49 modifications (m⁵C-tRNA_i^{Met}). CPM are measured for 4 or 5 time points in at least three independent experiments (N=3 or 4). Black dots represent individual measurements.

SUPPLEMENTARY REFERENCES

- (1) Heinemeyer W, Kleinschmidt JA, Saidowsky J, Escher C, Wolf DH. Proteinase yscE, the yeast proteasome/multicatalytic-multifunctional proteinase: mutants unravel its function in stress induced proteolysis and uncover its necessity for cell survival. *EMBO J* (1991) 10:555-562.
- (2) Barraud P, Gato A, Heiss M, Catala M, Kellner S, Tisné C. Time-resolved NMR monitoring of tRNA maturation. *Nat Commun* (2019) 10:3373.
- (3) Baba T, Ara T, Hasegawa M, et al. Construction of Escherichia coli K-12 in-frame, single-gene knockout mutants: the Keio collection. *Mol Syst Biol* (2006) 2:2006.0008.