



XXVIIth International Conference on Ultrarelativistic Nucleus-Nucleus Collisions
(Quark Matter 2018)

Lattice-based QCD equation of state at finite baryon density: Cluster Expansion Model

V. Vovchenko^{a,b}, J. Steinheimer^b, O. Philipsen^a, A. Pásztor^c, Z. Fodor^{c,d,e},
S.D. Katz^{d,f}, H. Stoecker^{a,b,g}

^aInstitut für Theoretische Physik, Goethe Universität Frankfurt, D-60438 Frankfurt am Main, Germany

^bFrankfurt Institute for Advanced Studies, Giersch Science Center, D-60438 Frankfurt am Main, Germany

^cDepartment of Physics, Wuppertal University, D-42119 Wuppertal, Germany

^dInstitute for Theoretical Physics, Eötvös University, H-1117 Budapest, Hungary

^eJülich Supercomputing Centre, Forschungszentrum Jülich, D-52425 Jülich, Germany

^fMTA-ELTE "Lendület" Lattice Gauge Theory Research Group, H-1117 Budapest, Hungary

^gGSI Helmholtzzentrum für Schwerionenforschung GmbH, D-64291 Darmstadt, Germany

Abstract

The QCD equation of state at finite baryon density is studied in the framework of a Cluster Expansion Model (CEM), which is based on the fugacity expansion of the net baryon density. The CEM uses the two leading Fourier coefficients, obtained from lattice simulations at imaginary μ_B , as the only model input and permits a closed analytic form. Excellent description of the available lattice data at both $\mu_B = 0$ and at imaginary μ_B is obtained. We also demonstrate how the Fourier coefficients can be reconstructed from baryon number susceptibilities.

Keywords: QCD equation of state; finite baryon density; cluster expansion model

1. Introduction

Direct first-principle lattice QCD methods provide the equation of state of QCD only at zero chemical potential [1, 2], where a crossover-type transition is observed [3]. Lattice QCD calculations at finite μ_B , on the other hand, are hindered by the sign problem. Thermodynamic features of QCD at small but finite μ_B are therefore calculated using indirect methods, such as the reweighing techniques [4, 5], the Taylor expansion around $\mu = 0$ [6], the analytic continuation from imaginary μ [7, 8], or the canonical approach [9, 10].

The analysis presented here is based on the relativistic fugacity expansion of the net baryon density

$$\frac{\rho_B(T, \mu_B)}{T^3} = \sum_{k=1}^{\infty} b_k(T) \sinh(k\mu_B/T) \stackrel{\mu_B \rightarrow i\tilde{\mu}_B}{=} i \sum_{k=1}^{\infty} b_k(T) \sin(k\tilde{\mu}_B/T), \quad (1)$$

which takes the form of a Fourier series at purely imaginary values of μ_B . The leading four Fourier coefficients of the expansion (1) were recently calculated within imaginary μ_B lattice QCD simulations [11], see Fig. 1a.

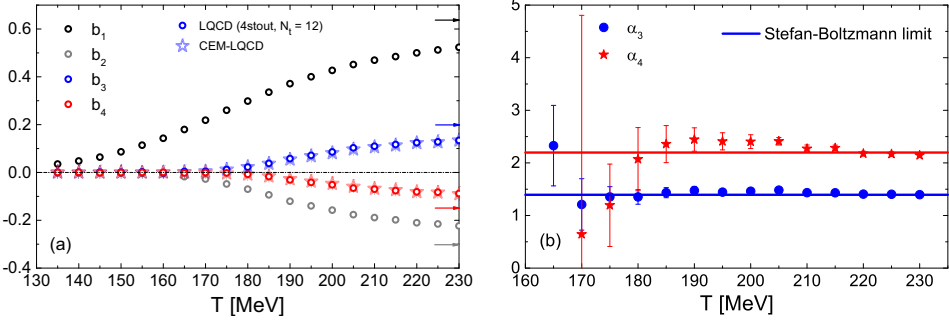


Fig. 1. Temperature dependence of (a) the four leading Fourier coefficients from lattice QCD [11] and CEM-LQCD [12], and (b) the α_3 and α_4 ratios [Eq. (2)], constructed from the lattice QCD data [11] and in the Stefan-Boltzmann limit of massless quarks [Eq. (3)].

2. Cluster Expansion Model

2.1. Higher-order coefficients from lower ones

It was pointed out in Ref. [11] that the lattice behavior of the Fourier coefficients b_2 , b_3 , and b_4 (as well as baryon number susceptibilities [13, 14]) can be understood in terms of repulsive baryonic interactions. The models for repulsive baryon-baryon interactions, one prominent example being the excluded volume model [15], suggest the following ratios of Fourier coefficients to be temperature-independent:

$$\alpha_k = \frac{[b_1(T)]^{k-2}}{[b_2(T)]^{k-1}} b_k(T), \quad k = 3, 4, \dots \quad (2)$$

The temperature dependence of the coefficients α_3 and α_4 , constructed from the lattice QCD data [11], is shown in Fig. 1b. Within the presently available level of accuracy, the lattice data are consistent with temperature independent values for α_3 and α_4 calculated in the Stefan-Boltzmann limit of massless quarks:

$$\alpha_k^{\text{SB}} = 8^{k-1} \frac{(3 + 4\pi^2)^{k-2}}{(3 + 16\pi^2)^{k-1}} \frac{3 + 4\pi^2 k^2}{k^3}, \quad k = 3, 4, \dots \quad (3)$$

The above empirical observation forms the basis of the Cluster Expansion Model (CEM) [12]. The CEM takes $b_1(T)$ and $b_2(T)$ as an input and assumes that all higher-order Fourier coefficients are given by

$$b_k(T) = \alpha_k^{\text{SB}} \frac{[b_2(T)]^{k-1}}{[b_1(T)]^{k-2}}, \quad k = 3, 4, \dots \quad (4)$$

This relation neglects the *connected* 3-baryon correlations and thus is valid for a sufficiently dilute system in the hadronic phase. The constraint (3) ensures a smooth transition to the quark-gluon plasma at high T [12].

2.2. Analytic form

The fugacity expansion in Eq. (1) can be analytically summed for the CEM ansatz (4). The result is

$$\frac{\rho_B(T, \mu_B)}{T^3} = -\frac{2}{27\pi^2} \frac{\hat{b}_1^2}{\hat{b}_2} \left\{ 4\pi^2 [\text{Li}_1(x_+) - \text{Li}_1(x_-)] + 3 [\text{Li}_3(x_+) - \text{Li}_3(x_-)] \right\}. \quad (5)$$

Here $\hat{b}_{1,2} = \frac{b_{1,2}(T)}{b_{1,2}^{\text{SB}}}$, $x_{\pm} = -\frac{\hat{b}_2}{\hat{b}_1} e^{\pm\mu_B/T}$, and $\text{Li}_s(z) = \sum_{k=1}^{\infty} \frac{z^k}{k^s}$ is the polylogarithm.

It follows from Eq. (5) that there is no singular behavior in the CEM at real values of the baryochemical potential μ_B , provided that $b_1 > 0$ and $b_2 < 0$ as suggested by the lattice data for $T > 135$ MeV [11]. The CEM corresponds to a no-critical-point scenario for the QCD phase diagram. *Therefore, any unambiguous signal of the QCD critical point will show up as a deviation from the CEM result.* However, the CEM does contain singularities in the complex μ_B/T plane, due to the polylogarithm, and this has certain consequences for the radius of convergence of Taylor expansion around $\mu_B/T = 0$ (see Ref. [12] for details).

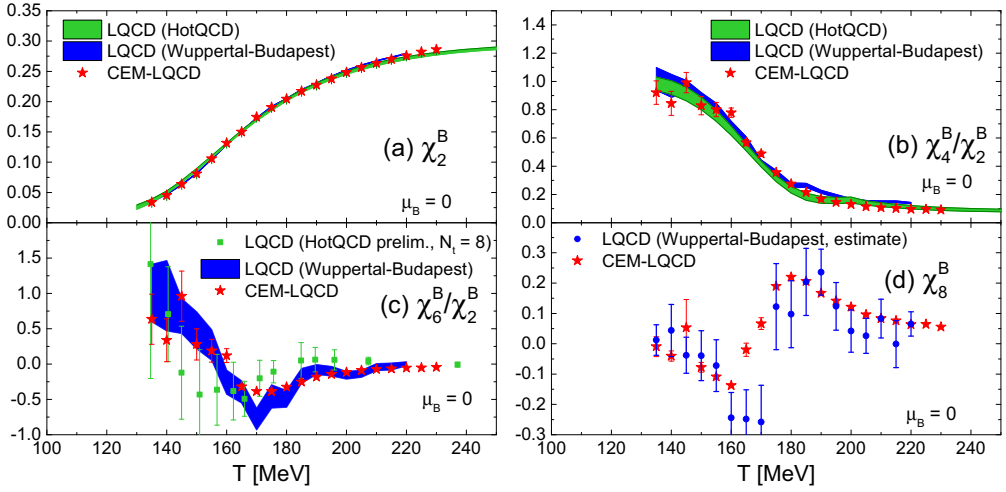


Fig. 2. Temperature dependence of the net baryon susceptibilities (a) χ_2^B , (b) χ_4^B/χ_2^B , (c) χ_6^B/χ_2^B , and (d) χ_8^B , calculated within CEM-LQCD (red stars). Lattice QCD data of Wuppertal-Budapest [20] and HotQCD [18, 19] collaborations are shown by the blue and green bands/symbols, respectively.

3. Results

3.1. Baryon number susceptibilities

The baryon number susceptibilities $\chi_k^B = \partial^{k-1}(\rho_B/T^3)/\partial(\mu_B/T)^{k-1}$ in the CEM read

$$\chi_k^B(T, \mu_B) = -\frac{2}{27\pi^2} \frac{\hat{b}_1^2}{b_2} \left\{ 4\pi^2 \left[\text{Li}_{2-k}(x_+) + (-1)^k \text{Li}_{2-k}(x_-) \right] + 3 \left[\text{Li}_{4-k}(x_+) + (-1)^k \text{Li}_{4-k}(x_-) \right] \right\}. \quad (6)$$

Leading order baryon number susceptibilities at $\mu_B = 0$ have recently been computed in lattice QCD [16, 17, 18, 19, 20]. A comparison with these lattice data can test the predictive power of the CEM.

Figure 2 depicts the temperature dependence of χ_2^B , χ_4^B/χ_2^B , χ_6^B/χ_2^B , and χ_8^B , calculated in CEM and compared to the lattice data of Wuppertal-Budapest [20] and HotQCD collaborations [18, 19]. The CEM calculations use the Wuppertal-Budapest data [11] for $b_1(T)$ and $b_2(T)$ as an input and are therefore labeled CEM-LQCD in Fig. 2. CEM results are in quantitative agreement with the lattice data for χ_2^B and χ_4^B/χ_2^B . The CEM is also consistent with the lattice data for χ_6^B/χ_2^B and χ_8^B , although these data are still preliminary and have large error bars. One interesting qualitative feature is the dip in the temperature dependence of χ_6^B/χ_2^B , where this quantity is negative. This behavior may stem from chiral criticality [21]. Given that this behavior is also present in CEM (see red stars in Fig. 2c), i.e. in a model which has no critical point, we conclude that the negative dip in χ_6^B/χ_2^B cannot be considered as an unambiguous signal of chiral criticality.

3.2. Reconstructing the Fourier coefficients b_1 and b_2 from susceptibilities

All baryon number susceptibilities at a given temperature are determined in the CEM by two parameters – the leading two Fourier coefficients b_1 and b_2 . One can now consider a reverse prescription – assuming the validity of the CEM ansatz one can extract the values of b_1 and b_2 at a given temperature from two independent combinations of baryon number susceptibilities by reversing Eq. (6). We demonstrate this by considering the lattice QCD data of the HotQCD collaboration for χ_2^B and χ_4^B/χ_2^B . The temperature dependence of the b_1 and b_2 coefficients, reconstructed from the HotQCD collaboration’s lattice data on the basis of CEM [Eq. (6)], is shown in Fig. 3 by the green symbols. The extracted values agree rather well with the imaginary μ_B data of the Wuppertal-Budapest collaboration, shown in Fig. 3 by the blue symbols. This agreement can be regarded as a possible implicit evidence for both, the consistency between

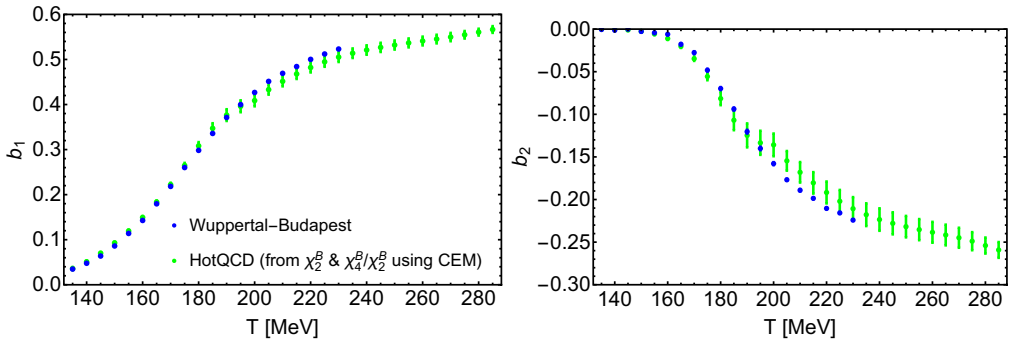


Fig. 3. Temperature dependence of the leading two Fourier coefficients $b_1(T)$ and $b_2(T)$, calculated in lattice QCD simulations by the Wuppertal-Budapest collaboration [11], and reconstructed from the lattice data of the HotQCD collaboration [18, 19] for χ_2^B and χ_4^B/χ_2^B using CEM [Eq. (6)].

the lattice results of the Wuppertal-Budapest and HotQCD collaborations, and that the CEM ansatz provides an accurate description for all observables considered here.

4. Summary

We presented the Cluster Expansion Model for the QCD equation of state at finite baryon density, which is based on the relation (4) between higher-order and the leading two Fourier coefficients of the net baryon density, suggested by the recent lattice data at imaginary μ_B . The analytic structure of the CEM has no critical point, therefore unambiguous signals of the hypothetical QCD critical point in various observables must show up as deviations from CEM predictions. The presently available lattice data on Fourier coefficients and baryon number susceptibilities do not show such deviations. Given its simplicity and consistency with the lattice data, the CEM based equation of state can be useful for hydrodynamic simulations of heavy-ion collisions at finite baryon density.

References

- [1] S. Borsanyi, Z. Fodor, C. Hoelbling, S. D. Katz, S. Krieg, K. K. Szabo, Phys. Lett. B730 (2014) 99–104, arXiv:1309.5258
- [2] A. Bazavov, et al., Phys. Rev. D90 (2014) 094503, arXiv:1407.6387
- [3] Y. Aoki, G. Endrodi, Z. Fodor, S. D. Katz, K. K. Szabo, Nature 443 (2006) 675–678, arXiv:hep-lat/0611014
- [4] I. M. Barbour, S. E. Morrison, E. G. Klepfish, J. B. Kogut, M.-P. Lombardo, Nucl. Phys. Proc. Suppl. 60A (1998) 220–234, arXiv:hep-lat/9705042
- [5] Z. Fodor, S. D. Katz, Phys. Lett. B534 (2002) 87–92, arXiv:hep-lat/0104001
- [6] C. R. Allton, S. Ejiri, S. J. Hands, O. Kaczmarek, F. Karsch, E. Laermann, C. Schmidt, L. Scorzato, Phys. Rev. D66 (2002) 074507, arXiv:hep-lat/0204010
- [7] P. de Forcrand, O. Philipsen, Nucl. Phys. B642 (2002) 290–306, arXiv:hep-lat/0205016
- [8] M. D’Elia, M.-P. Lombardo, Phys. Rev. D67 (2003) 014505, arXiv:hep-lat/0209146
- [9] A. Hasenfratz, D. Toussaint, Nucl. Phys. B371 (1992) 539–549
- [10] K. Nagata, A. Nakamura, Phys. Rev. D82 (2010) 094027, arXiv:1009.2149
- [11] V. Vovchenko, A. Pasztor, Z. Fodor, S. D. Katz, H. Stoecker, Phys. Lett. B775 (2017) 71–78, arXiv:1708.02852
- [12] V. Vovchenko, J. Steinheimer, O. Philipsen, H. Stoecker, Phys. Rev. D97 (2018) 114030, arXiv:1711.01261
- [13] V. Vovchenko, M. I. Gorenstein, H. Stoecker, Phys. Rev. Lett. 118 (2017) 182301, arXiv:1609.03975
- [14] V. Vovchenko, A. Motornenko, M. I. Gorenstein, H. Stoecker, Phys. Rev. C97 (2018) 035202, arXiv:1710.00693
- [15] D. H. Rischke, M. I. Gorenstein, H. Stoecker, W. Greiner, Z. Phys. C51 (1991) 485–490
- [16] R. Bellwied, S. Borsanyi, Z. Fodor, S. D. Katz, A. Pasztor, C. Ratti, K. K. Szabo, Phys. Rev. D92 (2015) 114505
- [17] M. D’Elia, G. Gagliardi, F. Sanfilippo, Phys. Rev. D95 (2017) 094503, arXiv:1611.08285
- [18] A. Bazavov, et al., Phys. Rev. D95 (2017) 054504, arXiv:1701.04325
- [19] A. Bazavov, et al., Phys. Rev. D96 (2017) 074510, arXiv:1708.04897
- [20] S. Borsanyi, Z. Fodor, J. N. Guenther, S. K. Katz, K. K. Szab, A. Pasztor, I. Portillo, C. Ratti, arXiv:1805.04445
- [21] B. Friman, F. Karsch, K. Redlich, V. Skokov, Eur. Phys. J. C71 (2011) 1694, arXiv:1103.3511