

CERN-EP-2020-207  
6 November 2020

## $\Upsilon$ production and nuclear modification at forward rapidity in Pb–Pb collisions at $\sqrt{s_{NN}} = 5.02$ TeV

ALICE Collaboration\*

### Abstract

The production of  $\Upsilon$  mesons in Pb–Pb collisions at a centre-of-mass energy per nucleon pair  $\sqrt{s_{NN}} = 5.02$  TeV is measured with the muon spectrometer of ALICE at the LHC. The yields as well as the nuclear modification factors are determined in the forward rapidity region  $2.5 < y < 4.0$ , as a function of rapidity, transverse momentum and collision centrality. The results show that the production of  $\Upsilon(1S)$  is suppressed by a factor of about three with respect to the production in proton–proton collisions. For the first time, a significant  $\Upsilon(2S)$  signal is observed at forward rapidity, indicating a suppression stronger by about a factor 2–3 with respect to the ground state. The measurements are compared with transport, hydrodynamic, comover and statistical hadronisation model calculations.

arXiv:2011.05758v1 [nucl-ex] 11 Nov 2020

---

\*See Appendix A for the list of collaboration members

## 1 Introduction

The collisions of ultra-relativistic heavy ions are investigated to explore deconfined and chirally restored matter at high temperatures, the quark–gluon plasma (QGP) [1]. The characterisation of the degrees of freedom of the QGP as well as the transition from this new state of matter to ordinary hadrons are central questions to this field of research. The production rate of bound states of two heavy quark-antiquark pair, quarkonia, was proposed as a key observable for deconfinement [2]. Quarkonium states are the best approximations in nature of two static colour charges, hence representing a unique test system of the strong interaction. Since bottom and charm quarks have masses  $m_{b/c}$  well above the temperature reached in heavy-ion collisions, they are produced dominantly within a short time scale of the order of  $1/(2 \cdot m_{b/c})$  at the beginning of the collision by hard partonic interactions. Therefore, heavy quarks experience the whole evolution of the thermodynamic system. As of today, the thermal properties of quarkonium are the subject of intense studies based on lattice quantum chromodynamics (QCD) and effective field theories of QCD. These calculations observe strong modifications of the real and imaginary part of the potential between the heavy quark and its antiquark extracted with increasing precision [3, 4]. Beyond the thermal properties of quarkonia in QCD matter, the investigation of the full quantum dynamical treatment of the time evolution involving the interaction between heavy-quark pairs and the medium has started [4].

Experimentally, charmonium production in nucleus–nucleus collisions was investigated at the SPS, RHIC and LHC [5]. At the LHC, the suppression of  $J/\psi$  production in heavy-ion collisions with respect to the production expectation based on proton–proton collision data and binary nucleon–nucleon collision scaling is weaker than measurements at lower energies. This behaviour is commonly interpreted as a sign of (re)generation of charmonium either solely at the phase boundary [6] or during the deconfined stage of the medium evolution [7]. Both scenarios are advertised as signatures of deconfinement. In the bottomonium sector, the CMS collaboration at the LHC pioneered the measurements with the observation of a strong suppression of the  $\Upsilon(1S)$  state in Pb–Pb collisions [8–11]. Recently, the ALICE and CMS collaborations published the first measurement of the second Fourier coefficient of the azimuthal anisotropy of the  $\Upsilon(1S)$  production that indicates a weaker elliptic flow than the one measured for  $J/\psi$  [12, 13]. The latter measurement, difficult to access because of the need for large data samples, provides a new experimental handle to constrain the mechanisms behind the bottomonium production in nucleus–nucleus collisions. Furthermore, the production of the excited  $\Upsilon(2S)$  state is much more strongly suppressed whereas the  $\Upsilon(3S)$  state has not been observed yet and is at least similarly suppressed as the  $\Upsilon(2S)$  state [8–11, 14]. The interpretation of the data requires to account for the feed-down from the decay of excited states as well as the consideration of effects not related to the occurrence of the QGP, for example, differences between nuclear parton distribution functions (PDFs) and free nucleon PDFs. Nuclear modification factors, quantifying the deviation of the production in nucleus–nucleus collisions with respect to the expectation from the proton–proton binary collision scaling, were also measured in proton–nucleus collisions by the LHC collaborations [15–19] where no formation of a plasma phase was expected prior to the LHC and RHIC measurements. The results indicate a significant modification of the  $\Upsilon(1S)$  production at midrapidity and forward rapidity, in line with expectations from nuclear PDFs [20–22] or energy loss considerations [23]. However, the experimental data hint of a stronger suppression than present in these approaches at backward rapidity. In addition, stronger suppressions of the excited states compared to the  $\Upsilon(1S)$  state were observed pointing towards other possible mechanisms, potentially analogue to nucleus–nucleus collisions [24].

Currently, the status of phenomenology in nucleus–nucleus collisions comprises frameworks implementing transport or rate equations [24–28] using a wide range of approaches for the created thermodynamic system and its interaction with the  $b\bar{b}$  quark pair. The statistical hadronisation model, usually applied to the charm sector, was also proposed as a possible scenario for the bottom sector including the production of bottomonia [29].

The ALICE collaboration reported the suppression of  $\Upsilon$  production at forward rapidity  $2.5 < y < 4.0$

in Pb–Pb collisions at  $\sqrt{s_{\text{NN}}} = 2.76$  TeV [30] and 5.02 TeV [31] based on the 2011 and 2015 data samples, respectively. This article presents the combined analysis of the 2015 and 2018 data sets recorded at  $\sqrt{s_{\text{NN}}} = 5.02$  TeV, corresponding to a three times larger integrated luminosity than the previously published measurements at the same energy. This increase enables to perform a detailed measurement of the  $\Upsilon(1\text{S})$  production as a function of the centrality, transverse momentum and rapidity. For the first time, a significant  $\Upsilon(2\text{S})$  signal is observed in the forward rapidity region in heavy-ion collisions.

## 2 Detector, data samples and observables

A detailed description of the ALICE setup and its performance can be found in the references [32, 33]. The analysis is based on the detection of muons within the pseudorapidity range  $-4.0 < \eta < -2.5$ <sup>1</sup> reconstructed and identified with the muon spectrometer [34]. In the following, we briefly introduce the detection systems relevant for the  $\Upsilon$  measurements in Pb–Pb collisions.

The primary vertex is determined with the silicon pixel detector, the two innermost layers of the inner tracking system of the central barrel of ALICE [35]. These two cylinders surrounding the beam pipe cover the pseudorapidity range  $|\eta| < 2$  (first layer) and  $|\eta| < 1.4$  (second layer) assuming the nominal interaction point (IP). The V0 detector [36] provides the centrality determination. It is made of two arrays of scintillators covering the pseudorapidity intervals  $-3.7 < \eta < -1.7$  and  $2.8 < \eta < 5$ . The logical AND of the signals from both subdetectors constitutes the minimum bias (MB) interaction trigger. This trigger decision is fully efficient for the 0–90% most central collisions. Zero-degree calorimeters [37], installed at  $\pm 112.5$  m from the IP along the beam direction, are used for the rejection of events corresponding to electromagnetic interactions of the colliding lead nuclei.

The muon spectrometer of ALICE consists of a front absorber to filter muons, five tracking stations, a dipole magnet with a field integral of 3 T×m surrounding the third tracking station, an iron wall to reject further punch-through hadrons and low momentum muons from pion and kaon decays and two trigger stations. These elements are traversed subsequently by the muons originating from the IP region. Each tracking station is composed of two planes of cathode-pad chambers. The two trigger stations are equipped with two planes of resistive plate chambers [38].

The trigger used for this analysis requires a coincidence of the MB signal and a dimuon trigger provided by the trigger stations. The dimuon condition consists of a positively and a negatively charged track candidate above a transverse momentum threshold of 1 GeV/c each. The analysed data set was recorded in 2015 and 2018 and corresponds to a total integrated luminosity of about  $760 \mu\text{b}^{-1}$ .

The centrality determination relies on a Glauber fit to the sum of the signal amplitudes of the V0 detectors [39–41]. The centrality ranges are quoted as quantiles in percent of the total inelastic Pb–Pb cross section. The fit allows each centrality interval to be attributed an average number of participants  $\langle N_{\text{part}} \rangle$ , of binary nucleon–nucleon collisions  $\langle N_{\text{coll}} \rangle$  and the average nuclear overlap function  $\langle T_{\text{AA}} \rangle$ . The analysis comprises measurements integrated over the centrality interval 0–90% and differential in centrality. The Glauber fit quantities used in this analysis are tabulated in the note [41]. For the centrality intervals used in the present analysis and not reported in the note, the relevant values, including uncertainties, were obtained by averaging the corresponding values over the narrower ranges.

The nuclear modification factor is the main observable quantifying the difference of production between Pb–Pb and proton–proton (pp) collisions. It is defined as

$$R_{\text{AA}} = \frac{d^2 N_{\Upsilon \rightarrow \mu^+ \mu^-} / dy dp_{\text{T}}}{\langle T_{\text{AA}} \rangle \times d^2 \sigma_{\Upsilon \rightarrow \mu^+ \mu^-}^{\text{pp}} / dy dp_{\text{T}}} \quad \text{with} \quad \frac{d^2 N_{\Upsilon \rightarrow \mu^+ \mu^-}}{dy dp_{\text{T}}} = \frac{N_{\Upsilon \rightarrow \mu^+ \mu^-}^{\text{raw}}}{(A \times \varepsilon)_{\Upsilon \rightarrow \mu^+ \mu^-} \times N_{\text{MB}} \times \Delta y \Delta p_{\text{T}}}, \quad (1)$$

<sup>1</sup>In the ALICE reference frame, the muon spectrometer covers a negative  $\eta$  range and consequently a negative  $y$  range. We have chosen to present our results with a positive  $y$  notation, due to the symmetry of the collision system.

where  $N_{\Upsilon \rightarrow \mu^+ \mu^-}^{\text{raw}}$  denotes the raw number of  $\Upsilon$  candidates within a given rapidity, centrality and transverse momentum interval,  $(A \times \varepsilon)_{\Upsilon \rightarrow \mu^+ \mu^-}$  the correction for the geometrical acceptance of the decay muons and the trigger, tracking and track quality selection inefficiencies. The quantity  $N_{\text{MB}}$  represents the number of equivalent inelastic nucleus–nucleus collisions,  $\langle T_{\text{AA}} \rangle$  the average nuclear overlap function,  $\Delta y$  and  $\Delta p_{\text{T}}$  the widths of the rapidity and transverse momentum intervals. The term  $d^2 \sigma_{\Upsilon \rightarrow \mu^+ \mu^-}^{\text{pp}} / dy dp_{\text{T}}$  corresponds to the product of the  $\Upsilon$  branching ratio for the dimuon decay channel  $\text{BR}(\Upsilon \rightarrow \mu^+ \mu^-)$  and the  $\Upsilon$  production cross section in pp collisions at the same collision energy and in the same kinematic regime of the Pb–Pb measurement. The yields  $N_{\Upsilon \rightarrow \mu^+ \mu^-}$  normalised by  $\langle T_{\text{AA}} \rangle$  and the yield ratio between the  $\Upsilon(2\text{S})$  and  $\Upsilon(1\text{S})$  states are also presented as complementary observables. The latter reads

$$\frac{N_{\Upsilon(2\text{S})}}{N_{\Upsilon(1\text{S})}} = \frac{N_{\Upsilon(2\text{S}) \rightarrow \mu^+ \mu^-}^{\text{raw}}}{N_{\Upsilon(1\text{S}) \rightarrow \mu^+ \mu^-}^{\text{raw}}} \times \frac{\text{BR}(\Upsilon(1\text{S}) \rightarrow \mu^+ \mu^-) \times (A \times \varepsilon)_{\Upsilon(1\text{S}) \rightarrow \mu^+ \mu^-}}{\text{BR}(\Upsilon(2\text{S}) \rightarrow \mu^+ \mu^-) \times (A \times \varepsilon)_{\Upsilon(2\text{S}) \rightarrow \mu^+ \mu^-}}. \quad (2)$$

In this equation, the yields are corrected for the branching ratios for comparison with model calculations. The relative nuclear modification factor is written simply as

$$R_{\text{AA}}(\Upsilon(2\text{S})/\Upsilon(1\text{S})) = \frac{N_{\Upsilon(2\text{S}) \rightarrow \mu^+ \mu^-}^{\text{raw}}}{N_{\Upsilon(1\text{S}) \rightarrow \mu^+ \mu^-}^{\text{raw}}} \times \frac{(A \times \varepsilon)_{\Upsilon(1\text{S}) \rightarrow \mu^+ \mu^-}}{(A \times \varepsilon)_{\Upsilon(2\text{S}) \rightarrow \mu^+ \mu^-}} \times \frac{\sigma_{\Upsilon(1\text{S}) \rightarrow \mu^+ \mu^-}^{\text{pp}}}{\sigma_{\Upsilon(2\text{S}) \rightarrow \mu^+ \mu^-}^{\text{pp}}}. \quad (3)$$

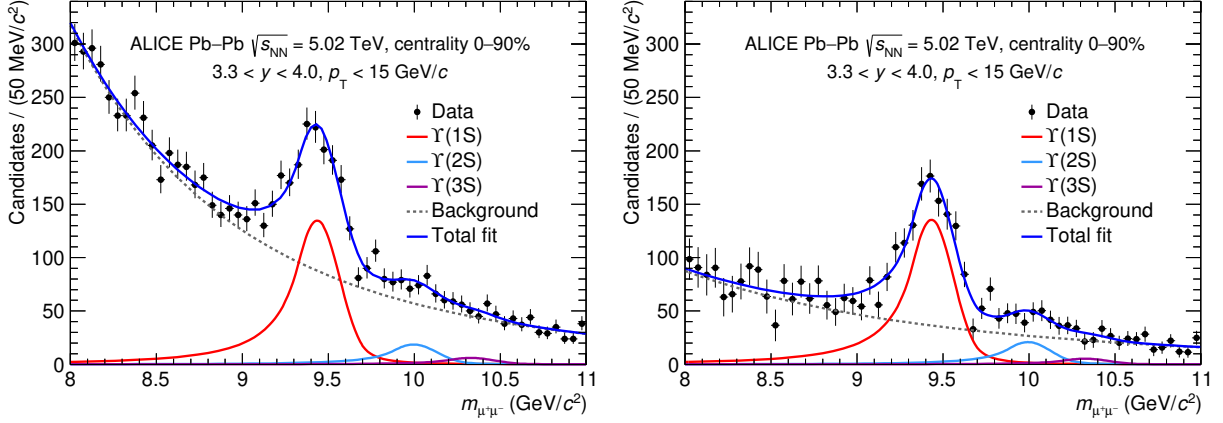
In the following, the expression “integrated” stands for “integrated over the 0–90% centrality interval, in  $2.5 < y < 4.0$  and for  $p_{\text{T}} < 15 \text{ GeV}/c$ ” unless otherwise specified.

### 3 Analysis description

#### 3.1 Signal extraction

The number of  $\Upsilon$  mesons reconstructed via the dimuon decay channel is extracted from a log-likelihood fit to the invariant mass spectra. Opposite-charge pairs are formed with muon tracks meeting the selection criteria listed in the publication [30]. An extended Crystal Ball distribution [42] models the signal shape, one for each of the three resonances. Due to the significant background in the  $\Upsilon$  mass region, the parameters quantifying the tails of the distribution have to be fixed to the values obtained from Monte Carlo (MC) simulations. The pole mass and width of the  $\Upsilon(1\text{S})$  fit are left free. For the  $\Upsilon(2\text{S})$  and  $\Upsilon(3\text{S})$ , the mass peak positions are fixed to the ratio of the mass values from the Particle Data Group [43] with respect to the  $\Upsilon(1\text{S})$  while the widths are determined according to the ratio of the widths obtained in the MC simulation. The background contribution is evaluated by empirical functions, either via a direct fit on the raw distribution or after application of the event-mixing technique. This method, described in Ref. [44], consists of pairing muon tracks from different events belonging to the same centrality class in order to estimate the combinatorial background present in the invariant mass distribution. Fit examples are displayed in Fig. 1 for the two background descriptions. After subtraction of the mixed-event background from the raw distribution, the visible residual background is also fitted with an empirical function.

In total,  $N_{\Upsilon(1\text{S}) \rightarrow \mu^+ \mu^-}^{\text{raw}} = 3581 \pm 119 \text{ (stat.)} \pm 156 \text{ (syst.)}$  and  $N_{\Upsilon(2\text{S}) \rightarrow \mu^+ \mu^-}^{\text{raw}} = 325 \pm 61 \text{ (stat.)} \pm 60 \text{ (syst.)}$  are found. The quoted uncertainties are discussed in Section 3.4. No significant  $\Upsilon(3\text{S})$  signal is observed in any of the kinematic regions. Assuming that the event-mixing technique provides the correct background estimation, this method improves the effective signal-to-background ratio of the  $\Upsilon(1\text{S})$  by more than 2.5 and of the  $\Upsilon(2\text{S})$  by almost a factor 2 with respect to the direct extraction of the raw yields. However, as the description of the background shape is a delicate part of this analysis, the two methods are applied for the signal extraction.

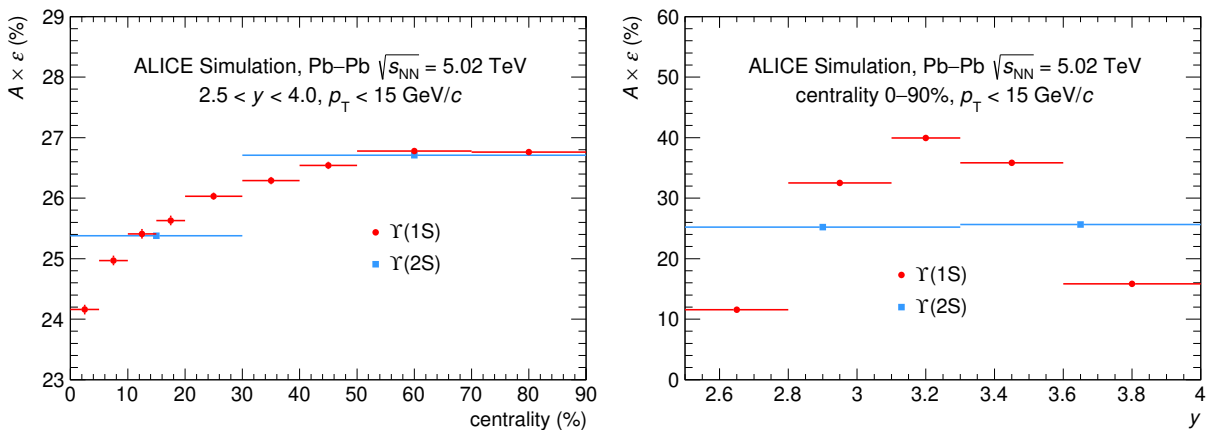


**Figure 1:** Invariant mass distributions of opposite-charge muon pairs within the  $3.3 < y < 4.0$  interval. The left panel shows the raw invariant mass spectrum while the mixed-event background is subtracted in the right panel.

### 3.2 Acceptance and efficiency corrections

The raw yields are corrected for the acceptance and the reconstruction efficiency with a Monte Carlo simulation. The  $\Upsilon$  signals are generated according to  $p_T$  and  $y$  distributions extrapolated from collider data [45, 46], assuming an unpolarised production [47, 48]. These input shapes are adjusted by a nuclear PDF (nPDF) parametrisation to emulate the modification of the initial distributions. The generated resonances are then decayed into muon pairs using the EvtGen package [49], together with PHOTOS [50] to account for final-state radiation. Muons are transported through a realistic modelling of the ALICE apparatus via the GEANT3 code [51], and are injected in recorded MB events from data. This approach allows the experimental data-taking conditions and the occupancy of the detection elements to be accounted for.

The integrated acceptance and efficiency ( $A \times \varepsilon$ ), averaged over the 2015 and 2018 data sets, is about 25.7% for all  $\Upsilon$  states. This value varies with  $p_T$  by less than 1%. Figure 2 shows the  $A \times \varepsilon$  as a function of the collision centrality (left) and rapidity (right). An observed relative decrease of about 10% from peripheral to central events is due to the rise of the occupancy in the muon chambers. The variations as a function of rapidity are a direct consequence of the spectrometer geometry.



**Figure 2:** Acceptance and reconstruction efficiency ( $A \times \varepsilon$ ) for  $\Upsilon(1S)$  and  $\Upsilon(2S)$  as a function of centrality (left) and rapidity (right). The vertical error bars denote the statistical uncertainties.

### 3.3 Production cross sections in proton–proton collisions

The inclusive production of Y mesons in pp collisions at  $\sqrt{s} = 5.02$  TeV has been recently measured at forward rapidity,  $2.5 < y < 4.0$ <sup>2</sup>. The relative statistical uncertainties are of the order of the ones obtained in the present Pb–Pb analysis and limit the potential of the  $R_{AA}$  study. To overcome this limitation, the Y production cross sections in pp collisions at  $\sqrt{s} = 5.02$  TeV are interpolated from measurements performed at various centre-of-mass energies at the LHC.

The first procedure exploits the ALICE [52, 53] and LHCb [54–56] data within the  $2.5 < y < 4.0$  acceptance. Empirical functions, such as an exponential or a power law, are fitted to the cross sections as a function of the centre-of-mass energy and then evaluated for  $\sqrt{s} = 5.02$  TeV. This energy interpolation procedure, described in Ref. [57], is employed to estimate the integrated and the  $p_T$ -dependent differential cross sections. For the rapidity-differential cross sections, a further interpolation is performed as in the note [58]. The rapidity dependence of  $d\sigma_{Y \rightarrow \mu^+ \mu^-}^{pp}/dy$  is fitted and integrated over the ranges matching the present Pb–Pb analysis. The inclusion of CMS measurements [11] constrains the curvature of the fit function down to  $y = 0$ . The corresponding uncertainties are calculated as the quadratic sums of the uncertainties of the data propagated through the interpolation procedures and the spread of the results from the fitted functions.

### 3.4 Systematic uncertainties

This section describes the different sources of systematic uncertainties to compute the yields and the nuclear modification factors. The raw yields as well as the Y(2S)-to-Y(1S) yield ratio are evaluated as the average of the results obtained from the following fit variations. The parameters of the Crystal Ball distributions are estimated from MC simulations using either the GEANT3 [51] or GEANT4 [59] transport package. A set of tail parameters from simulations of pp collisions at  $\sqrt{s} = 5.02$  TeV is also considered. The ratios of widths characterising the signal shapes of Y(2S) and Y(3S) are varied from 1 to 1.08 and from 1 to 1.14, respectively, in order to account for discrepancies between data and simulation. Several empirical functions are used to model the background shape, whether the event-mixing technique is applied or not. The raw spectrum is fitted with the sum of two decreasing exponentials as well as a pseudo-Gaussian function whose width varies linearly with mass. These functions are defined in the note [42]. Once the mixed-event background is subtracted from the raw distribution, a single exponential or a power-law function are employed. The fits are alternatively performed within two mass ranges, [6–13] and [7–14] GeV/c<sup>2</sup>, to cover different invariant mass regions. The final statistical uncertainty is calculated as the linear average over the uncertainty returned by the fit whereas the systematic uncertainty is estimated as one standard deviation of the distribution of the results. The relative systematic uncertainty ranges from 4 to 10% for the Y(1S) as a function of rapidity. The large relative uncertainties between 10 and 39% for the Y(2S) as a function of rapidity arise predominantly from the background description uncertainty. The signal extraction uncertainties are uncorrelated to any kinematic variable.

The uncertainties of the calculations of the  $A \times \epsilon$  corrections have multiple origins. The  $p_T$  and  $y$  distributions in the initial MC conditions are modified by nuclear PDFs or by not considering any shadowing effect. The uncertainty associated to the choice of nPDF set is estimated as the maximum relative difference across the  $A \times \epsilon$  values obtained when switching the input shapes. The uncertainties due to the tracking, trigger and matching efficiencies are treated as in Ref. [60], the dominant source being the dimuon reconstruction efficiency. Discrepancies between data and MC studies are propagated from single muon tracks to Y mesons by multiplying the uncertainties with a factor two. The uncertainties of the MC input shapes as well as of the tracking, trigger and matching efficiencies are uncorrelated with  $p_T$  and rapidity and fully correlated with the centrality. In addition, the tracking systematic uncertainty contains an uncorrelated component as a function of the centrality. The latter is negligible in the peripheral collisions and increases up to 1% for the most central events.

---

<sup>2</sup>to be submitted

Furthermore, the yields can be sensitive to the uncertainty associated to the definition of the centrality intervals. The corresponding uncertainties are taken from a previous  $J/\psi$  analysis [60] as the statistical fluctuations are too large to make a sensitive estimate with the present  $\Upsilon$  measurement. This uncertainty is negligible for the 0–90% interval. The uncertainty assigned to the  $\langle T_{AA} \rangle$  calculation is detailed in the references [40, 41]. The number of equivalent minimum bias events is obtained from the number of analysed dimuon-triggered events normalised by the probability of having a dimuon trigger in a MB event. Its uncertainty is estimated in Ref. [61] and is correlated with all kinematic variables. The uncertainties of the production cross sections in pp collisions are fully correlated with the centrality and uncorrelated as a function of  $p_T$  and rapidity.

All the sources of systematic uncertainties entering in the computation of the nuclear modification factor are summarised in Tables 1 and 2 for the  $\Upsilon(1S)$  and  $\Upsilon(2S)$ , respectively. The ranges indicate the minimum and maximum relative uncertainties as a function of the given kinematic variable. The uncertainties are common to the normalised yields. For the ratio of yields, only the uncertainty attributed to the signal extraction as well as the branching ratio uncertainties [43] are assumed not to cancel.

**Table 1:** Summary of the relative systematic uncertainties (in %) of the  $R_{AA}$  for  $\Upsilon(1S)$ . The symbol “ $\oplus$ ” denotes the quadratic sum of a correlated and an uncorrelated component. The first value represents the component correlated with the column variable while the second value is the uncorrelated component.

Source of uncertainty	Integrated	Centrality	$p_T$	$y$
Signal extraction	4.4	3.9–7.4	3.6–9.1	3.6–10.2
Monte Carlo input	0.4	0.4	0.1–0.6	0.2–0.4
Tracking efficiency	3	$3 \oplus (0-1)$	$1 \oplus 3$	$1 \oplus 3$
Trigger efficiency	3	3	0.5–2.6	1.5–4.0
Matching efficiency	1	1	1	1
Number of MB events	0.5	0.5	0.5	0.5
$\langle T_{AA} \rangle$	1	0.7–2.4	1	1
Centrality determination	-	0.1–5.5	-	-
$\sigma_{\Upsilon(1S) \rightarrow \mu^+ \mu^-}^{pp}$	5.3	5.3	5.7–15.8	4.9–14.3

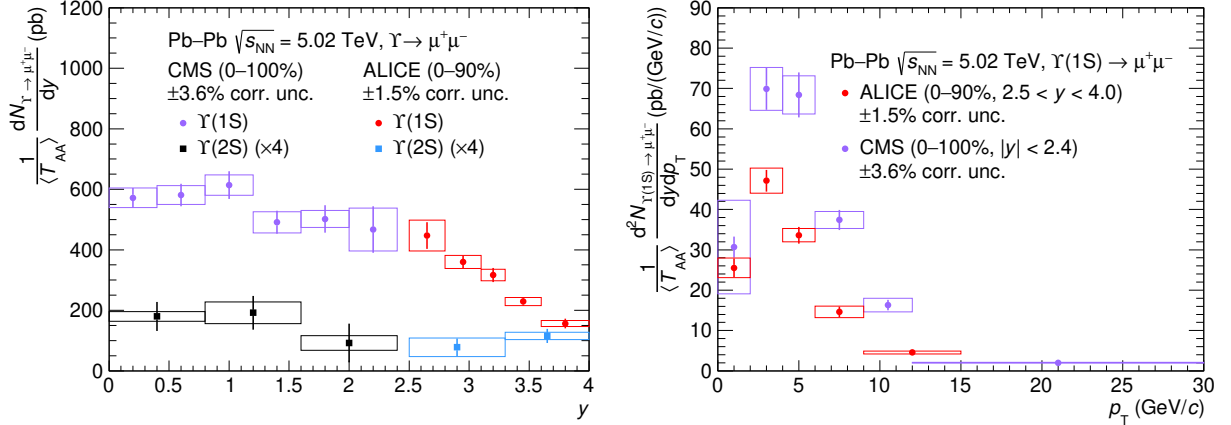
**Table 2:** Summary of the relative systematic uncertainties (in %) of the  $R_{AA}$  for  $\Upsilon(2S)$ . The symbol “ $\oplus$ ” denotes the quadratic sum of a correlated and an uncorrelated component. The first value represents the component correlated with the column variable while the second value is the uncorrelated component.

Source of uncertainty	Integrated	Centrality	$y$
Signal extraction	18.4	14.0–23.4	9.7–39.0
Monte Carlo input	0.3	0.3	0.7
Tracking efficiency	3	$3 \oplus (0-1)$	$1 \oplus 3$
Trigger efficiency	3	3	1.4–3.7
Matching efficiency	1	1	1
Number of MB events	0.5	0.5	0.5
$\langle T_{AA} \rangle$	1	0.8–2.6	1
Centrality determination	-	0.1–0.3	-
$\sigma_{\Upsilon(2S) \rightarrow \mu^+ \mu^-}^{pp}$	7.5	7.5	8.1–14.4

## 4 Results and discussion

The rapidity and  $p_T$ -differential yields of inclusive  $\Upsilon$  production in Pb–Pb collisions, normalised by  $\langle T_{AA} \rangle = 6.28 \pm 0.06 \text{ mb}^{-1}$  for the 0–90% centrality interval [41], are presented in Fig. 3. The results are shown together with the CMS measurements performed at midrapidity [11]. The vertical error bars

represent the statistical uncertainties whereas the boxes correspond to the uncorrelated systematic uncertainties described in the previous section. Henceforth, this convention is adopted for all figures. The rapidity dependence indicates that the forward rapidity measurement spans an interesting dynamic range where the signal falls off significantly with respect to the approximate plateau reached around midrapidity. For the first time, a significant  $\Upsilon(2S)$  signal is observed in Pb–Pb collisions at forward rapidity. The measured  $p_T$  spectrum of  $\Upsilon(1S)$  within the ALICE forward acceptance is softer than at midrapidity as also observed in pp and p–Pb collisions [5].

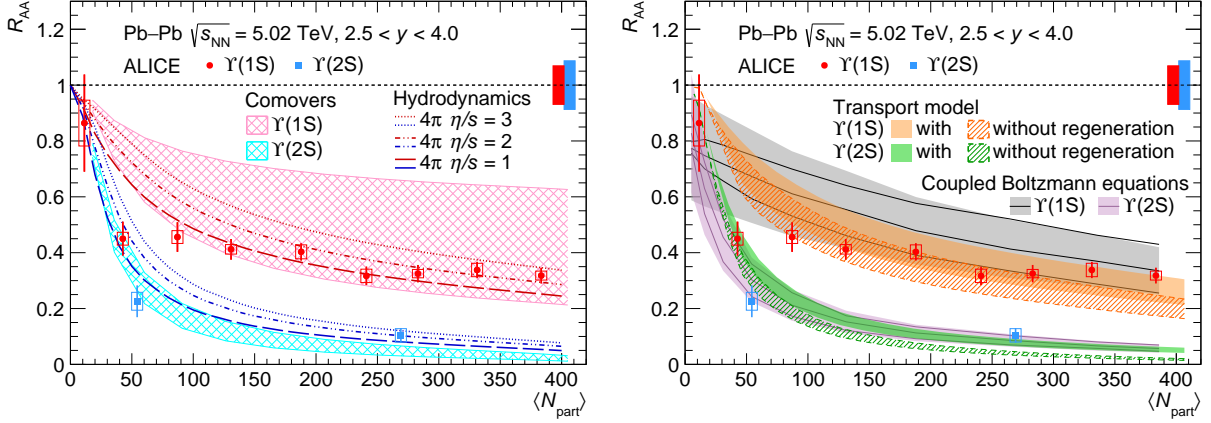


**Figure 3:** Rapidity (left) and  $p_T$  (right) differential measurements of normalised yields for inclusive  $\Upsilon$  production in Pb–Pb collisions at  $\sqrt{s_{NN}} = 5.02$  TeV together with CMS measurements [11]. The  $\Upsilon(2S)$  results are multiplied by a factor 4 for better visibility. The global uncertainties of the nuclear overlap functions and of the number of MB events are not represented.

The integrated nuclear modification factor is  $0.353 \pm 0.012$  (stat.)  $\pm 0.029$  (syst.) for  $\Upsilon(1S)$  and  $0.128 \pm 0.024$  (stat.)  $\pm 0.026$  (syst.) for  $\Upsilon(2S)$ . The dependence with the collision centrality is depicted in Fig. 4 by representing the  $R_{AA}$  as a function of the average number of participant nucleons  $\langle N_{part} \rangle$ . The suppression of  $\Upsilon(1S)$  production with respect to pp collisions gets stronger towards more central collisions as reported by the CMS collaboration at midrapidity [11]. The  $R_{AA}$  of  $\Upsilon(1S)$  is compatible with unity in the 70–90% most peripheral interval and decreases to a plateau value of about 0.3 for  $\langle N_{part} \rangle > 200$ . The nuclear modification factor of  $\Upsilon(2S)$  is smaller by about a factor 2–3. The sizeable uncertainties of the measurements within the 0–30% and 30–90% centrality classes prevent any conclusion on a centrality dependence for  $\Upsilon(2S)$ .

The measurements are compared with calculations based on transport and rate equations. Within the comover picture, quarkonia are dissociated via the interaction with surrounding particles in the final state [24]. The revisited version of this model aims to explain the suppression of bottomonium production in both p–Pb and Pb–Pb collisions with the same assumptions. It takes into account the nuclear modification of parton distribution functions (nPDFs). Uncertainties from the nCTEQ15 shadowing [22] and the comover- $\Upsilon$  interaction cross sections are depicted together in the figures as grids. Predictions are also derived from the thermal modification of a complex heavy-quark potential inside an anisotropic plasma [25]. The survival probability of bottomonia is evaluated based on the local energy density, integrating the rate equation over the proper time of each state. The background medium is described with viscous hydrodynamics for three values of the shear viscosity-to-entropy density ratio  $\eta/s$ . These calculations do not include any modification of nuclear PDFs or any regeneration phenomenon. The transport approaches describe an interplay of dissociation and regeneration mechanisms regulating the production of bottomonia at the QGP stage. For the transport model [26], the medium evolves as an expanding isotropic fireball. Results are provided with and without the presence of a regeneration component. The width of the bands represents the modification of the PDF modelled by an effective scale





**Figure 4:** Nuclear modification factor of  $\Upsilon(1S)$  and  $\Upsilon(2S)$  as a function of the average number of participants. The filled boxes at unity correspond to the relative uncertainties correlated with centrality. The results are compared with calculations from the comover and the hydrodynamic models [24, 25] in the left panel and with the transport descriptions [26, 27] in the right panel.

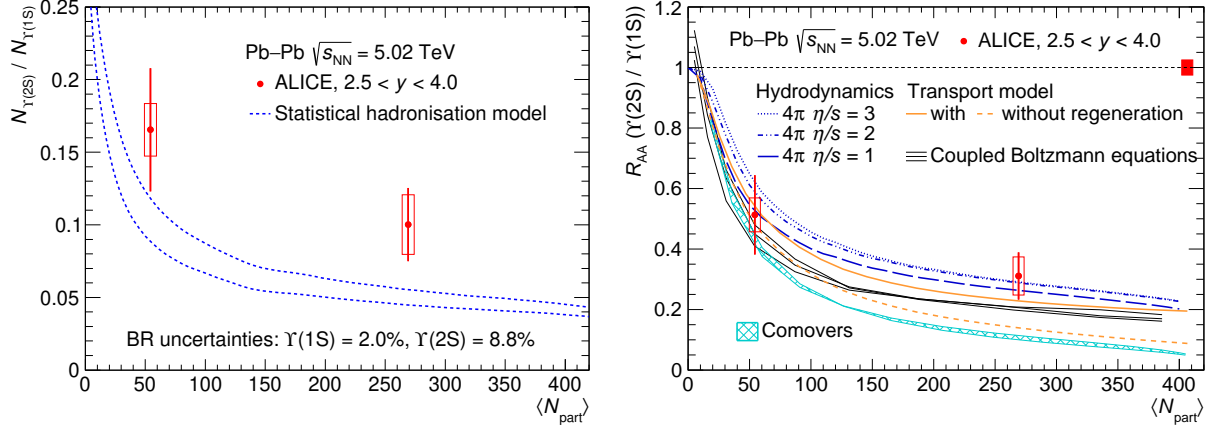
factor on the initial number of  $b\bar{b}$  pairs. This scale factor is neglected in peripheral collisions and is varied between no modification up to 30% suppression at forward rapidity in the most central collisions. In the framework of coupled Boltzmann equations [27], the regeneration is dominated by real-time recombinations of correlated heavy-quark pairs. The simulation of the collision system includes the EPPS16 nPDF parametrisation [21]. In the figures, the calculations are shown with a band due to the nPDF uncertainty and with three curves from the variation of the coupling constants.

Inclusive production can be decomposed into the direct production component and the production from feed-down of higher bottomonium resonances. Direct  $\Upsilon(1S)$  production constitutes approximately 70% to the total inclusive cross section in pp collisions at the LHC [5]. The feed-down contributions of P-wave states to excited  $\Upsilon$  production are not measured at low transverse momentum and need to be estimated. All models treat the excited states and their decay chains to  $\Upsilon$  mesons. They account for a feed-down contribution to  $\Upsilon(1S)$  production in pp collisions consistent with the measured values, but with varying assumptions for the feed-down of the excited states.

The predictions from the comover and the hydrodynamic models are compared with the data in the left panel of Fig. 4 while the calculations from the transport approaches are shown in the right panel of the same figure. The various calculations reproduce the trend of the data within uncertainties. For the  $\Upsilon(1S)$ , the measurement points lie on the lower limit of the comover interaction model [24] and of the coupled Boltzmann equations [27]. The sharp slope expected in all cases for the  $R_{AA}$  of  $\Upsilon(2S)$  is not measurable because of statistical limitations. The current models do not account for the spatial dependence of the nPDF modification: stronger effects are expected for nuclei probed close to their centre. The impact on measurements has been discussed early on [62], a more recent extraction can be found in Ref. [63]. Future models should consider this phenomenon in particular for the discussion of centrality-dependent studies.

Before studying the different approaches via the relative suppression, the  $\Upsilon(2S)$ -to- $\Upsilon(1S)$  yield ratio in Pb–Pb collisions shown in the left panel of Fig. 5 is compared with the statistical hadronisation model [29]. It assumes that the final state light-flavour hadron yields are calculable from hadron resonance gas densities with a common chemical freeze-out temperature and the baryochemical potential tracing closely the phase boundary from the QGP to hadrons. The approach has been extended to heavy-flavour production assuming a kinetic equilibration of the heavy quarks prior to freeze-out and total heavy quark conservation using the production from initial hard scatterings as an input. The model calculates

the abundances of various heavy-flavour species assuming thermal weights. For non-central collisions, a contribution from pp-like scattering behaviour at the surface of the interaction zone is introduced. The calculation seems to underestimate the measured  $\Upsilon(2S)$ -to- $\Upsilon(1S)$  yield ratio for the 0–30% most central collisions. Taking into account all the uncertainties, the deviation is about one sigma. Comparisons with other measurements in the bottom sector are required to further test the applicability of the model.

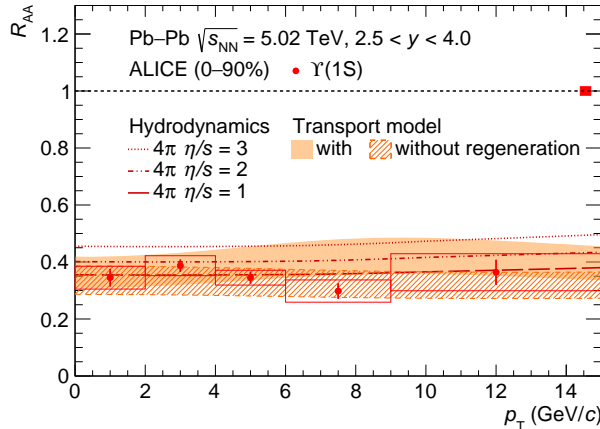


**Figure 5:** (Left) Ratio of  $\Upsilon(2S)$ -to- $\Upsilon(1S)$  yields as a function of the average number of participants. The results are displayed on top of the statistical hadronisation model values [29]. The two curves represent the uncertainty of the pp-like contribution of the corona of the nuclear overlap. (Right) Relative nuclear modification factor along with the predictions from the comover interaction model [24], hydrodynamic calculations [25], from the transport model [26] and calculations based on the coupled Boltzmann equations [27]. The filled red box at unity denotes the uncertainty on the  $\Upsilon(2S)$ -to- $\Upsilon(1S)$  cross section ratio in pp collisions.

The relative nuclear modification factor is an appropriate observable to confront the different approaches. Considerations of effects common to both states are thus expected to disappear as indicated by the smaller uncertainties in the right panel of Fig. 5 compared to Fig. 4. The relative uncorrelated systematic uncertainties are 4% smaller when accounting for correlations in the signal extraction, while the systematic uncertainty correlated with the centrality is reduced from 9.2% to 2.5%. Integrated over the 0–90% class, the  $\Upsilon(2S)$ -to- $\Upsilon(1S)$   $R_{AA}$  is  $0.360 \pm 0.069$  (stat.)  $\pm 0.055$  (syst.) i.e.  $7.2\sigma$  from unity. The comover interaction model shows a deviation with respect to the measurement for the 0–30% most central collisions, also noticed in a comparison with CMS data [24]. The hydrodynamic calculations [25] describe well the data within the present experimental uncertainties. Interestingly, within the transport approaches [26, 27], the larger double ratio is achieved by the large regeneration component of the  $\Upsilon(2S)$  production. With more precise measurements, the relative  $R_{AA}$  could serve as a model discriminator thanks to the cancellation of sources of uncertainty.

In the following, differential studies of the nuclear modification factor are carried out to scrutinise the suppression features. The dependence of the  $R_{AA}$  on the transverse momentum is investigated in Fig. 6 for the 0–90% centrality interval. No significant variation is observed up to 15 GeV/c, in line with hydrodynamic and transport model expectations. The present  $\Upsilon(1S)$  measurement disfavors the hydrodynamic calculation for the highest shear viscosity-to-entropy density ratio. It is interesting to note that the nuclear modification factor in p–Pb collisions exhibits a significant  $p_T$  dependence in both forward and backward regions [18, 19]. The difference in spectral shape between proton–nucleus and nucleus–nucleus collisions may be used to distinguish the model scenarios in the future.

Figure 7 shows the rapidity dependence of the nuclear modification factors measured by ALICE and CMS [11], and the results are compared with the hydrodynamic model as well as with the calculations based on the coupled Boltzmann transport equations. The experimental data indicate a plateau value of the  $\Upsilon(1S)$  nuclear modification factor of around 0.4 between midrapidity and  $y \approx 3$ . The two most



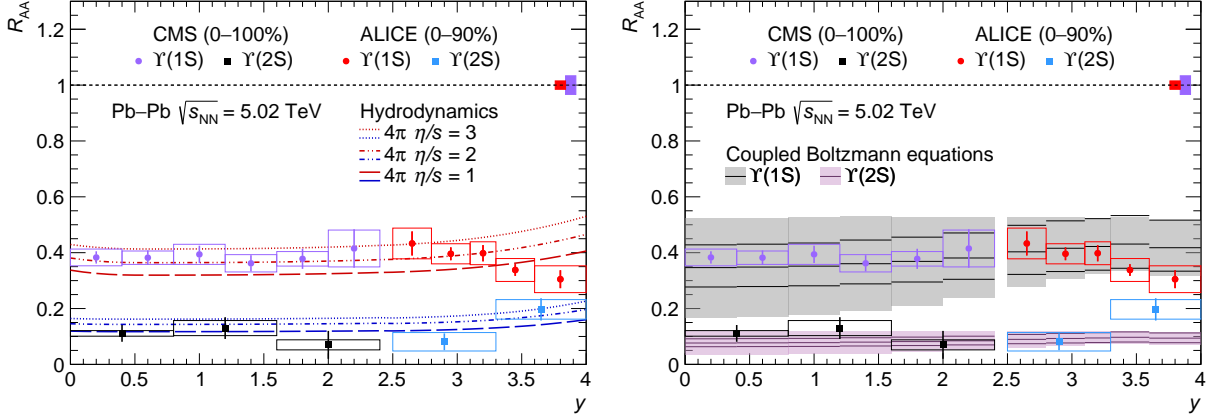
**Figure 6:** Nuclear modification factor of  $\Upsilon(1S)$  as a function of the transverse momentum. The red box at unity corresponds to the global uncertainty correlated with  $p_T$ . Predictions from the hydrodynamic [25] and transport [26] models are also shown.

forward measurement points hint of a decrease of the nuclear modification factor down to a value close to 0.3: the  $R_{AA}$  is lower by  $2\sigma$  in the most forward rapidity interval with respect to the central range of the ALICE measurement. The hydrodynamic calculations indicate the opposite behaviour. In this model, the rapidity profile inherits from the initial conditions of the simulated medium [25]. The results from the coupled Boltzmann equations exhibit a structure induced by the rapidity-dependent impact of the used nPDF [27]. The curves cannot describe the CMS and ALICE measurement consistently, albeit the most forward data points lie on the limit of the nPDF uncertainty band. These discrepancies may point towards a physical mechanism not captured in the presently available models. This behaviour will need to be scrutinised further in future analyses improving the current experimental and theoretical uncertainties. Interestingly, the nuclear modification factor of  $\Upsilon(1S)$  calculated with the coherent energy loss model shows a decreasing trend towards forward rapidity at  $\sqrt{s_{NN}} = 2.76$  TeV [64], even though the model does not reproduce the overall suppression at this centre-of-mass energy. The  $R_{AA}$  of the  $\Upsilon(2S)$  is independent of the rapidity within uncertainties in the measured interval with values between 0.05 and 0.20. The rapidity dependence of the models for  $\Upsilon(2S)$  is similar to the one observed for the ground state and is compatible with the experimental measurements.

## 5 Conclusions

The results presented in this article provide a detailed measurement of the  $\Upsilon(1S)$  production as well as the first significant measurement of the  $\Upsilon(2S)$  state at forward rapidity in Pb–Pb collisions at the LHC. For the 0–90% centrality class, the nuclear modification factor is  $0.353 \pm 0.012$  (stat.)  $\pm 0.029$  (syst.) for  $\Upsilon(1S)$  and  $0.128 \pm 0.024$  (stat.)  $\pm 0.026$  (syst.) for  $\Upsilon(2S)$ . The corresponding excited-to-ground state ratios are in agreement with hydrodynamic calculations [25], a transport model with a regeneration component [26], predictions from coupled Boltzmann equations [27] and are in tension with the comover interaction model [24] and with the statistical hadronisation model [29] for the 0–30% most central collisions. Taken together with the CMS data, these measurements constrain the rapidity dependence of  $\Upsilon$  suppression with respect to proton–proton collisions. The available models describing bottomonium production in heavy-ion collisions do not capture the rapidity dependence observed for the  $R_{AA}$  of  $\Upsilon(1S)$  in the ALICE acceptance.

Bottomonia are privileged observables to understand the formation and the interaction of bound states in strongly interacting matter and hence to learn about the degrees of freedom of the QGP. This measurement is one of the starting points for more differential studies of bottomonium production. Flow,



**Figure 7:** Nuclear modification factor of  $\Upsilon(1S)$  and  $\Upsilon(2S)$  as a function of rapidity. The red and violet filled boxes at unity correspond to the global uncertainties common to both  $\Upsilon$  states from the ALICE and CMS measurements. The experimental data are compared with hydrodynamic [25] and coupled Boltzmann equations [27] calculations on the left and right panel, respectively.

$\Upsilon(3S)$  measurements as well as better constraints on parton densities in nuclear collisions, feed-down chains and beauty production cross sections will become available in the upcoming years [65].

### Acknowledgements

We thank the phenomenology groups for their predictions. The authors would like to extend special thanks to Xiaojian Du, Elena Gonzalez Ferreiro and Xiaojun Yao for enlightening discussions.

The ALICE Collaboration would like to thank all its engineers and technicians for their invaluable contributions to the construction of the experiment and the CERN accelerator teams for the outstanding performance of the LHC complex. The ALICE Collaboration gratefully acknowledges the resources and support provided by all Grid centres and the Worldwide LHC Computing Grid (WLCG) collaboration. The ALICE Collaboration acknowledges the following funding agencies for their support in building and running the ALICE detector: A. I. Alikhanyan National Science Laboratory (Yerevan Physics Institute) Foundation (ANSL), State Committee of Science and World Federation of Scientists (WFS), Armenia; Austrian Academy of Sciences, Austrian Science Fund (FWF): [M 2467-N36] and Nationalstiftung für Forschung, Technologie und Entwicklung, Austria; Ministry of Communications and High Technologies, National Nuclear Research Center, Azerbaijan; Conselho Nacional de Desenvolvimento Científico e Tecnológico (CNPq), Financiadora de Estudos e Projetos (Finep), Fundação de Amparo à Pesquisa do Estado de São Paulo (FAPESP) and Universidade Federal do Rio Grande do Sul (UFRGS), Brazil; Ministry of Education of China (MOEC), Ministry of Science & Technology of China (MSTC) and National Natural Science Foundation of China (NSFC), China; Ministry of Science and Education and Croatian Science Foundation, Croatia; Centro de Aplicaciones Tecnológicas y Desarrollo Nuclear (CEADEN), Cubaenergía, Cuba; Ministry of Education, Youth and Sports of the Czech Republic, Czech Republic; The Danish Council for Independent Research | Natural Sciences, the VILLUM FONDEN and Danish National Research Foundation (DNRF), Denmark; Helsinki Institute of Physics (HIP), Finland; Commissariat à l’Energie Atomique (CEA) and Institut National de Physique Nucléaire et de Physique des Particules (IN2P3) and Centre National de la Recherche Scientifique (CNRS), France; Bundesministerium für Bildung und Forschung (BMBF) and GSI Helmholtzzentrum für Schwerionenforschung GmbH, Germany; General Secretariat for Research and Technology, Ministry of Education, Research and Religions, Greece; National Research, Development and Innovation Office, Hungary; Department of Atomic Energy Government of India (DAE), Department of Science and Technology, Government

of India (DST), University Grants Commission, Government of India (UGC) and Council of Scientific and Industrial Research (CSIR), India; Indonesian Institute of Science, Indonesia; Istituto Nazionale di Fisica Nucleare (INFN), Italy; Institute for Innovative Science and Technology , Nagasaki Institute of Applied Science (IIST), Japanese Ministry of Education, Culture, Sports, Science and Technology (MEXT) and Japan Society for the Promotion of Science (JSPS) KAKENHI, Japan; Consejo Nacional de Ciencia (CONACYT) y Tecnología, through Fondo de Cooperación Internacional en Ciencia y Tecnología (FONCICYT) and Dirección General de Asuntos del Personal Académico (DGAPA), Mexico; Nederlandse Organisatie voor Wetenschappelijk Onderzoek (NWO), Netherlands; The Research Council of Norway, Norway; Commission on Science and Technology for Sustainable Development in the South (COMSATS), Pakistan; Pontificia Universidad Católica del Perú, Peru; Ministry of Science and Higher Education, National Science Centre and WUT ID-UB, Poland; Korea Institute of Science and Technology Information and National Research Foundation of Korea (NRF), Republic of Korea; Ministry of Education and Scientific Research, Institute of Atomic Physics and Ministry of Research and Innovation and Institute of Atomic Physics, Romania; Joint Institute for Nuclear Research (JINR), Ministry of Education and Science of the Russian Federation, National Research Centre Kurchatov Institute, Russian Science Foundation and Russian Foundation for Basic Research, Russia; Ministry of Education, Science, Research and Sport of the Slovak Republic, Slovakia; National Research Foundation of South Africa, South Africa; Swedish Research Council (VR) and Knut & Alice Wallenberg Foundation (KAW), Sweden; European Organization for Nuclear Research, Switzerland; Suranaree University of Technology (SUT), National Science and Technology Development Agency (NSDTA) and Office of the Higher Education Commission under NRU project of Thailand, Thailand; Turkish Atomic Energy Agency (TAEK), Turkey; National Academy of Sciences of Ukraine, Ukraine; Science and Technology Facilities Council (STFC), United Kingdom; National Science Foundation of the United States of America (NSF) and United States Department of Energy, Office of Nuclear Physics (DOE NP), United States of America.

## References

- [1] P. Braun-Munzinger, V. Koch, T. Schäfer, and J. Stachel, “Properties of hot and dense matter from relativistic heavy ion collisions”, *Phys. Rept.* **621** (2016) 76–126, arXiv:1510.00442 [nucl-th].
- [2] T. Matsui and H. Satz, “J/ψ Suppression by Quark-Gluon Plasma Formation”, *Phys. Lett. B* **178** (1986) 416–422.
- [3] A. Mocsy, P. Petreczky, and M. Strickland, “Quarkonia in the Quark Gluon Plasma”, *Int. J. Mod. Phys. A* **28** (2013) 1340012, arXiv:1302.2180 [hep-ph].
- [4] A. Rothkopf, “Heavy Quarkonium in Extreme Conditions”, *Phys. Rept.* **858** (2020) 1–117, arXiv:1912.02253 [hep-ph].
- [5] A. Andronic *et al.*, “Heavy-flavour and quarkonium production in the LHC era: from proton–proton to heavy-ion collisions”, *Eur. Phys. J. C* **76** no. 3, (2016) 107, arXiv:1506.03981 [nucl-ex].
- [6] P. Braun-Munzinger and J. Stachel, “(Non)thermal aspects of charmonium production and a new look at J/ψ suppression”, *Phys. Lett. B* **490** (2000) 196–202, arXiv:nucl-th/0007059 [nucl-th].
- [7] R. L. Thews, M. Schroedter, and J. Rafelski, “Enhanced J/ψ production in deconfined quark matter”, *Phys. Rev.* **C63** (2001) 054905, arXiv:hep-ph/0007323 [hep-ph].

- [8] **CMS** Collaboration, S. Chatrchyan *et al.*, “Suppression of non-prompt  $J/\psi$ , prompt  $J/\psi$ , and  $\Upsilon(1S)$  in PbPb collisions at  $\sqrt{s_{NN}} = 2.76$  TeV”, *JHEP* **05** (2012) 063, arXiv:1201.5069 [nucl-ex].
- [9] **CMS** Collaboration, S. Chatrchyan *et al.*, “Observation of Sequential Upsilon Suppression in PbPb Collisions”, *Phys. Rev. Lett.* **109** (2012) 222301, arXiv:1208.2826 [nucl-ex]. [Erratum: *Phys. Rev. Lett.* **120**, 199903 (2018)].
- [10] **CMS** Collaboration, V. Khachatryan *et al.*, “Suppression of  $\Upsilon(1S)$ ,  $\Upsilon(2S)$  and  $\Upsilon(3S)$  production in PbPb collisions at  $\sqrt{s_{NN}} = 2.76$  TeV”, *Phys. Lett. B* **770** (2017) 357–379, arXiv:1611.01510 [nucl-ex].
- [11] **CMS** Collaboration, A. M. Sirunyan *et al.*, “Measurement of nuclear modification factors of  $\Upsilon(1S)$ ,  $\Upsilon(2S)$ , and  $\Upsilon(3S)$  mesons in PbPb collisions at  $\sqrt{s_{NN}} = 5.02$  TeV”, *Phys. Lett. B* **790** (2019) 270–293, arXiv:1805.09215 [hep-ex].
- [12] **ALICE** Collaboration, S. Acharya *et al.*, “Measurement of  $\Upsilon(1S)$  elliptic flow at forward rapidity in Pb–Pb collisions at  $\sqrt{s_{NN}} = 5.02$  TeV”, *Phys. Rev. Lett.* **123** no. 19, (2019) 192301, arXiv:1907.03169 [nucl-ex].
- [13] **CMS** Collaboration, A. M. Sirunyan *et al.*, “Measurement of the azimuthal anisotropy of  $\Upsilon(1S)$  and  $\Upsilon(2S)$  mesons in PbPb collisions at  $\sqrt{s_{NN}} = 5.02$  TeV”, arXiv:2006.07707 [hep-ex].
- [14] **CMS** Collaboration, A. M. Sirunyan *et al.*, “Suppression of Excited  $\Upsilon$  States Relative to the Ground State in Pb–Pb Collisions at  $\sqrt{s_{NN}} = 5.02$  TeV”, *Phys. Rev. Lett.* **120** no. 14, (2018) 142301, arXiv:1706.05984 [hep-ex].
- [15] **ALICE** Collaboration, B. Abelev *et al.*, “Production of inclusive  $\Upsilon(1S)$  and  $\Upsilon(2S)$  in p–Pb collisions at  $\sqrt{s_{NN}} = 5.02$  TeV”, *Phys. Lett. B* **740** (2015) 105–117, arXiv:1410.2234 [nucl-ex].
- [16] **LHCb** Collaboration, R. Aaij *et al.*, “Study of  $\Upsilon$  production and cold nuclear matter effects in pPb collisions at  $\sqrt{s_{NN}} = 5$  TeV”, *JHEP* **07** (2014) 094, arXiv:1405.5152 [nucl-ex].
- [17] **ATLAS** Collaboration, M. Aaboud *et al.*, “Measurement of quarkonium production in proton–lead and proton–proton collisions at 5.02 TeV with the ATLAS detector”, *Eur. Phys. J. C* **78** no. 3, (2018) 171, arXiv:1709.03089 [nucl-ex].
- [18] **LHCb** Collaboration, R. Aaij *et al.*, “Study of  $\Upsilon$  production in pPb collisions at  $\sqrt{s_{NN}} = 8.16$  TeV”, *JHEP* **11** (2018) 194, arXiv:1810.07655 [hep-ex]. [Erratum: *JHEP* **02**, 093 (2020)].
- [19] **ALICE** Collaboration, S. Acharya *et al.*, “ $\Upsilon$  production in p–Pb collisions at  $\sqrt{s_{NN}} = 8.16$  TeV”, *Phys. Lett. B* **806** (2020) 135486, arXiv:1910.14405 [nucl-ex].
- [20] K. Kovarik *et al.*, “nCTEQ15 - Global analysis of nuclear parton distributions with uncertainties in the CTEQ framework”, *Phys. Rev. D* **93** no. 8, (2016) 085037, arXiv:1509.00792 [hep-ph].
- [21] K. J. Eskola, P. Paakkinen, H. Paukkunen, and C. A. Salgado, “EPPS16: Nuclear parton distributions with LHC data”, *Eur. Phys. J. C* **77** no. 3, (2017) 163, arXiv:1612.05741 [hep-ph].
- [22] A. Kusina, J.-P. Lansberg, I. Schienbein, and H.-S. Shao, “Gluon Shadowing in Heavy-Flavor Production at the LHC”, *Phys. Rev. Lett.* **121** no. 5, (2018) 052004, arXiv:1712.07024 [hep-ph].

- [23] F. Arleo and S. Peigné, “Heavy-quarkonium suppression in p-A collisions from parton energy loss in cold QCD matter”, *JHEP* **03** (2013) 122, arXiv:1212.0434 [hep-ph].
- [24] E. G. Ferreira and J.-P. Lansberg, “Is bottomonium suppression in proton-nucleus and nucleus-nucleus collisions at LHC energies due to the same effects?”, *JHEP* **10** (2018) 094, arXiv:1804.04474 [hep-ph]. [Erratum: *JHEP* **03**, 063 (2019)].
- [25] B. Krouppa and M. Strickland, “Predictions for bottomonia suppression in 5.023 TeV Pb-Pb collisions”, *Universe* **2** no. 3, (2016) 16, arXiv:1605.03561 [hep-ph].
- [26] X. Du, R. Rapp, and M. He, “Color Screening and Regeneration of Bottomonia in High-Energy Heavy-Ion Collisions”, *Phys. Rev. C* **96** no. 5, (2017) 054901, arXiv:1706.08670 [hep-ph].
- [27] X. Yao, W. Ke, Y. Xu, S. A. Bass, and B. Müller, “Coupled Boltzmann Transport Equations of Heavy Quarks and Quarkonia in Quark-Gluon Plasma”, arXiv:2004.06746 [hep-ph].
- [28] A. Islam and M. Strickland, “Bottomonium suppression and elliptic flow from real-time quantum evolution”, arXiv:2007.10211 [hep-ph].
- [29] A. Andronic, P. Braun-Munzinger, K. Redlich, and J. Stachel, “Decoding the phase structure of QCD via particle production at high energy”, *Nature* **561** no. 7723, (2018) 321–330, arXiv:1710.09425 [nucl-th].
- [30] ALICE Collaboration, B. Abelev *et al.*, “Suppression of  $\Upsilon(1S)$  at forward rapidity in Pb-Pb collisions at  $\sqrt{s_{NN}} = 2.76$  TeV”, *Phys. Lett. B* **738** (2014) 361–372, arXiv:1405.4493 [nucl-ex].
- [31] ALICE Collaboration, S. Acharya *et al.*, “Y suppression at forward rapidity in Pb-Pb collisions at  $\sqrt{s_{NN}} = 5.02$  TeV”, *Phys. Lett. B* **790** (2019) 89–101, arXiv:1805.04387 [nucl-ex].
- [32] ALICE Collaboration, K. Aamodt *et al.*, “The ALICE experiment at the CERN LHC”, *JINST* **3** (2008) S08002–S08002.
- [33] ALICE Collaboration, B. Abelev *et al.*, “Performance of the ALICE Experiment at the CERN LHC”, *Int. J. Mod. Phys. A* **29** (2014) 1430044, arXiv:1402.4476 [nucl-ex].
- [34] ALICE Collaboration, K. Aamodt *et al.*, “Rapidity and transverse momentum dependence of inclusive  $J/\psi$  production in  $pp$  collisions at  $\sqrt{s} = 7$  TeV”, *Phys. Lett. B* **704** (2011) 442–455, arXiv:1105.0380 [hep-ex]. [Erratum: *Phys. Lett. B* **718**, 692–698 (2012)].
- [35] ALICE Collaboration, K. Aamodt *et al.*, “Alignment of the ALICE Inner Tracking System with cosmic-ray tracks”, *JINST* **5** (2010) P03003, arXiv:1001.0502 [physics.ins-det].
- [36] ALICE Collaboration, E. Abbas *et al.*, “Performance of the ALICE VZERO system”, *JINST* **8** (2013) P10016, arXiv:1306.3130 [nucl-ex].
- [37] ALICE Collaboration, B. Abelev *et al.*, “Measurement of the Cross Section for Electromagnetic Dissociation with Neutron Emission in Pb-Pb Collisions at  $\sqrt{s_{NN}} = 2.76$  TeV”, *Phys. Rev. Lett.* **109** (2012) 252302, arXiv:1203.2436 [nucl-ex].
- [38] ALICE Collaboration, F. Bossu, M. Gagliardi, and M. Marchisone, “Performance of the RPC-based ALICE muon trigger system at the LHC”, *PoS RPC2012* (2012) 059, arXiv:1211.1948 [physics.ins-det].
- [39] ALICE Collaboration, B. Abelev *et al.*, “Centrality determination of Pb-Pb collisions at  $\sqrt{s_{NN}} = 2.76$  TeV with ALICE”, *Phys. Rev. C* **88** no. 4, (2013) 044909, arXiv:1301.4361 [nucl-ex].

- [40] **ALICE** Collaboration, J. Adam *et al.*, “Centrality dependence of the charged-particle multiplicity density at midrapidity in Pb-Pb collisions at  $\sqrt{s_{NN}} = 5.02$  TeV”, *Phys. Rev. Lett.* **116** no. 22, (2016) 222302, arXiv:1512.06104 [nucl-ex].
- [41] **ALICE** Collaboration, “Centrality determination in heavy ion collisions”, Aug, 2018. <https://cds.cern.ch/record/2636623>, accessed ALICE-PUBLIC-2018-011.
- [42] **ALICE** Collaboration, “Quarkonium signal extraction in ALICE”, 2015. <https://cds.cern.ch/record/2060096>, accessed ALICE-PUBLIC-2015-006.
- [43] **Particle Data Group** Collaboration, P. Zyla *et al.*, “Review of Particle Physics”, *PTEP* **2020** no. 8, (2020) 083C01.
- [44] **ALICE** Collaboration, J. Adam *et al.*, “Differential studies of inclusive  $J/\psi$  and  $\psi(2S)$  production at forward rapidity in Pb-Pb collisions at  $\sqrt{s_{NN}} = 2.76$  TeV”, *JHEP* **05** (2016) 179, arXiv:1506.08804 [nucl-ex].
- [45] **CDF** Collaboration, D. Acosta *et al.*, “Y Production and Polarization in  $p\bar{p}$  Collisions at  $\sqrt{s} = 1.8$  TeV”, *Phys. Rev. Lett.* **88** (Apr, 2002) 161802.
- [46] **LHCb** Collaboration, R. Aaij *et al.*, “Measurement of Upsilon production in pp collisions at  $\sqrt{s} = 7$  TeV”, *Eur. Phys. J. C* **72** (2012) 2025, arXiv:1202.6579 [hep-ex].
- [47] **CMS** Collaboration, S. Chatrchyan *et al.*, “Measurement of the  $\Upsilon(1S)$ ,  $\Upsilon(2S)$  and  $\Upsilon(3S)$  Polarizations in  $pp$  Collisions at  $\sqrt{s} = 7$  TeV”, *Phys. Rev. Lett.* **110** no. 8, (2013) 081802, arXiv:1209.2922 [hep-ex].
- [48] **LHCb** Collaboration, R. Aaij *et al.*, “Measurement of the Y polarizations in  $pp$  collisions at  $\sqrt{s} = 7$  and 8 TeV”, *JHEP* **12** (2017) 110, arXiv:1709.01301 [hep-ex].
- [49] D. Lange, “The EvtGen particle decay simulation package”, *Nucl. Instrum. Meth. A* **462** (2001) 152–155.
- [50] P. Golonka and Z. Was, “PHOTOS Monte Carlo: A Precision tool for QED corrections in Z and W decays”, *Eur. Phys. J. C* **45** (2006) 97–107, arXiv:hep-ph/0506026.
- [51] R. Brun, F. Bruyant, F. Carminati, S. Giani, M. Maire, A. McPherson, G. Patrick, and L. Urban, *GEANT: Detector Description and Simulation Tool; Oct 1994*. CERN Program Library. CERN, Geneva, 1993. <http://cds.cern.ch/record/1082634>. Long Writeup W5013.
- [52] **ALICE** Collaboration, B. Abelev *et al.*, “Measurement of quarkonium production at forward rapidity in  $pp$  collisions at  $\sqrt{s} = 7$  TeV”, *Eur. Phys. J. C* **74** no. 8, (2014) 2974, arXiv:1403.3648 [nucl-ex].
- [53] **ALICE** Collaboration, J. Adam *et al.*, “Inclusive quarkonium production at forward rapidity in pp collisions at  $\sqrt{s} = 8$  TeV”, *Eur. Phys. J. C* **76** no. 4, (2016) 184, arXiv:1509.08258 [hep-ex].
- [54] **LHCb** Collaboration, R. Aaij *et al.*, “Measurement of Y production in  $pp$  collisions at  $\sqrt{s} = 2.76$  TeV”, *Eur. Phys. J. C* **74** no. 4, (2014) 2835, arXiv:1402.2539 [hep-ex].
- [55] **LHCb** Collaboration, R. Aaij *et al.*, “Forward production of Y mesons in  $pp$  collisions at  $\sqrt{s} = 7$  and 8 TeV”, *JHEP* **11** (2015) 103, arXiv:1509.02372 [hep-ex].
- [56] **LHCb** Collaboration, R. Aaij *et al.*, “Measurement of Y production in  $pp$  collisions at  $\sqrt{s} = 13$  TeV”, *JHEP* **07** (2018) 134, arXiv:1804.09214 [hep-ex]. [Erratum: *JHEP* **05**, 076 (2019)].



- [57] **ALICE and LHCb** Collaboration, “Reference pp cross-sections for  $\Upsilon(1S)$  studies in proton-lead collisions at  $\sqrt{s_{NN}} = 5.02$  TeV and comparisons between ALICE and LHCb results”, Aug, 2014. <https://cds.cern.ch/record/1748460>. LHCb-CONF-2014-003, CERN-LHCb-CONF-2014-003, ALICE-PUBLIC-2014-002.
- [58] **ALICE and LHCb** Collaboration, “Reference pp cross-sections for  $J/\psi$  studies in proton-lead collisions at  $\sqrt{s_{NN}} = 5.02$  TeV and comparisons between ALICE and LHCb results”, Dec, 2013. <https://cds.cern.ch/record/1639617>. LHCb-CONF-2013-013, CERN-LHCb-CONF-2013-013, ALICE-PUBLIC-2013-002.
- [59] **GEANT4** Collaboration, S. Agostinelli *et al.*, “GEANT4: A Simulation toolkit”, *Nucl. Instrum. Meth. A* **506** (2003) 250–303.
- [60] **ALICE** Collaboration, J. Adam *et al.*, “ $J/\psi$  suppression at forward rapidity in Pb-Pb collisions at  $\sqrt{s_{NN}} = 5.02$  TeV”, *Phys. Lett. B* **766** (2017) 212–224, arXiv:1606.08197 [nucl-ex].
- [61] **ALICE** Collaboration, S. Acharya *et al.*, “Z-boson production in p-Pb collisions at  $\sqrt{s_{NN}} = 8.16$  TeV and Pb-Pb collisions at  $\sqrt{s_{NN}} = 5.02$  TeV”, *JHEP* **09** (2020) 076, arXiv:2005.11126 [nucl-ex].
- [62] V. Emel’yanov, A. Khodinov, S. Klein, and R. Vogt, “The Effect of shadowing on initial conditions, transverse energy and hard probes in ultrarelativistic heavy ion collisions”, *Phys. Rev. C* **61** (2000) 044904, arXiv:hep-ph/9909427.
- [63] I. Helenius, K. J. Eskola, H. Honkanen, and C. A. Salgado, “Impact-Parameter Dependent Nuclear Parton Distribution Functions: EPS09s and EKS98s and Their Applications in Nuclear Hard Processes”, *JHEP* **07** (2012) 073, arXiv:1205.5359 [hep-ph].
- [64] F. Arleo and S. Peigné, “Quarkonium suppression in heavy-ion collisions from coherent energy loss in cold nuclear matter”, *JHEP* **10** (2014) 073, arXiv:1407.5054 [hep-ph].
- [65] Z. Citron *et al.*, “Report from Working Group 5: Future physics opportunities for high-density QCD at the LHC with heavy-ion and proton beams”, arXiv:1812.06772 [hep-ph].

## A The ALICE Collaboration

S. Acharya<sup>142</sup>, D. Adamová<sup>97</sup>, A. Adler<sup>75</sup>, J. Adolfsson<sup>82</sup>, G. Aglieri Rinella<sup>35</sup>, M. Agnello<sup>31</sup>, N. Agrawal<sup>55</sup>, Z. Ahammed<sup>142</sup>, S. Ahmad<sup>16</sup>, S.U. Ahn<sup>77</sup>, Z. Akbar<sup>52</sup>, A. Akindinov<sup>94</sup>, M. Al-Turany<sup>109</sup>, D.S.D. Albuquerque<sup>124</sup>, D. Aleksandrov<sup>90</sup>, B. Alessandro<sup>60</sup>, H.M. Alfanda<sup>7</sup>, R. Alfaro Molina<sup>72</sup>, B. Ali<sup>16</sup>, Y. Ali<sup>14</sup>, A. Alici<sup>26</sup>, N. Alizadehvandchali<sup>127</sup>, A. Alkin<sup>35</sup>, J. Alme<sup>21</sup>, T. Alt<sup>69</sup>, L. Altenkamper<sup>21</sup>, I. Altsybeev<sup>115</sup>, M.N. Anaam<sup>7</sup>, C. Andrei<sup>49</sup>, D. Andreou<sup>92</sup>, A. Andronic<sup>145</sup>, M. Angeletti<sup>35</sup>, V. Anguelov<sup>106</sup>, T. Antičić<sup>110</sup>, F. Antinori<sup>58</sup>, P. Antonioli<sup>55</sup>, N. Apadula<sup>81</sup>, L. Apechecche<sup>117</sup>, H. Appelshäuser<sup>69</sup>, S. Arcelli<sup>26</sup>, R. Arnaldi<sup>60</sup>, M. Arratia<sup>81</sup>, I.C. Arsene<sup>20</sup>, M. Arslanok<sup>147,106</sup>, A. Augustinus<sup>35</sup>, R. Averbeck<sup>109</sup>, S. Aziz<sup>79</sup>, M.D. Azmi<sup>16</sup>, A. Badalà<sup>57</sup>, Y.W. Baek<sup>42</sup>, X. Bai<sup>109</sup>, R. Bailhache<sup>69</sup>, R. Bala<sup>103</sup>, A. Balbino<sup>31</sup>, A. Baldisseri<sup>139</sup>, M. Ball<sup>44</sup>, D. Banerjee<sup>4</sup>, R. Barbera<sup>27</sup>, L. Barioglio<sup>25</sup>, M. Barlou<sup>86</sup>, G.G. Barnaföldi<sup>146</sup>, L.S. Barnby<sup>96</sup>, V. Barret<sup>136</sup>, C. Bartels<sup>129</sup>, K. Barth<sup>35</sup>, E. Bartsch<sup>69</sup>, F. Baruffaldi<sup>28</sup>, N. Bastid<sup>136</sup>, S. Basu<sup>82,144</sup>, G. Batigne<sup>117</sup>, B. Batyunya<sup>76</sup>, D. Bauri<sup>50</sup>, J.L. Bazo Alba<sup>114</sup>, I.G. Bearden<sup>91</sup>, C. Beattie<sup>147</sup>, I. Belikov<sup>138</sup>, A.D.C. Bell Hechavarria<sup>145</sup>, F. Bellini<sup>35</sup>, R. Bellwied<sup>127</sup>, S. Belokurova<sup>115</sup>, V. Belyaev<sup>95</sup>, G. Bencedi<sup>70,146</sup>, S. Beole<sup>25</sup>, A. Bercuci<sup>49</sup>, Y. Berdnikov<sup>100</sup>, A. Berdnikova<sup>106</sup>, D. Berenyi<sup>146</sup>, L. Bergmann<sup>106</sup>, M.G. Besoiu<sup>68</sup>, L. Betev<sup>35</sup>, P.P. Bhaduri<sup>142</sup>, A. Bhasin<sup>103</sup>, I.R. Bhat<sup>103</sup>, M.A. Bhat<sup>4</sup>, B. Bhattacharjee<sup>43</sup>, P. Bhattacharya<sup>23</sup>, A. Bianchi<sup>25</sup>, L. Bianchi<sup>25</sup>, N. Bianchi<sup>53</sup>, J. Bielčik<sup>38</sup>, J. Bielčiková<sup>97</sup>, A. Bilandzic<sup>107</sup>, G. Biro<sup>146</sup>, S. Biswas<sup>4</sup>, J.T. Blair<sup>121</sup>, D. Blau<sup>90</sup>, M.B. Blidaru<sup>109</sup>, C. Blume<sup>69</sup>, G. Boca<sup>29</sup>, F. Bock<sup>98</sup>, A. Bogdanov<sup>95</sup>, S. Boi<sup>23</sup>, J. Bok<sup>62</sup>, L. Boldizsár<sup>146</sup>, A. Bolozdynya<sup>95</sup>, M. Bombara<sup>39</sup>, G. Bonomi<sup>141</sup>, H. Borel<sup>139</sup>, A. Borissov<sup>83,95</sup>, H. Bossi<sup>147</sup>, E. Botta<sup>25</sup>, L. Bratrud<sup>69</sup>, P. Braun-Munzinger<sup>109</sup>, M. Bregant<sup>123</sup>, M. Broz<sup>38</sup>, G.E. Bruno<sup>108,34</sup>, M.D. Buckland<sup>129</sup>, D. Budnikov<sup>111</sup>, H. Buesching<sup>69</sup>, S. Bufalino<sup>31</sup>, O. Bugnon<sup>117</sup>, P. Buhler<sup>116</sup>, P. Buncic<sup>35</sup>, Z. Buthelezi<sup>73,133</sup>, J.B. Butt<sup>14</sup>, S.A. Bysiak<sup>120</sup>, D. Caffarri<sup>92</sup>, A. Caliva<sup>109</sup>, E. Calvo Villar<sup>114</sup>, J.M.M. Camacho<sup>122</sup>, R.S. Camacho<sup>46</sup>, P. Camerini<sup>24</sup>, F.D.M. Canedo<sup>123</sup>, A.A. Capon<sup>116</sup>, F. Carnesecchi<sup>26</sup>, R. Caron<sup>139</sup>, J. Castillo Castellanos<sup>139</sup>, E.A.R. Casula<sup>56</sup>, F. Catalano<sup>31</sup>, C. Ceballos Sanchez<sup>76</sup>, P. Chakraborty<sup>50</sup>, S. Chandra<sup>142</sup>, W. Chang<sup>7</sup>, S. Chapeland<sup>35</sup>, M. Chartier<sup>129</sup>, S. Chattopadhyay<sup>142</sup>, S. Chattopadhyay<sup>112</sup>, A. Chauvin<sup>23</sup>, C. Cheshkov<sup>137</sup>, B. Cheynis<sup>137</sup>, V. Chibante Barroso<sup>35</sup>, D.D. Chinellato<sup>124</sup>, S. Cho<sup>62</sup>, P. Chochula<sup>35</sup>, P. Christakoglou<sup>92</sup>, C.H. Christensen<sup>91</sup>, P. Christiansen<sup>82</sup>, T. Chujo<sup>135</sup>, C. Cicalo<sup>56</sup>, L. Cifarelli<sup>26</sup>, F. Cindolo<sup>55</sup>, M.R. Ciupek<sup>109</sup>, G. Clai<sup>II,55</sup>, J. Cleymans<sup>126</sup>, F. Colamaria<sup>54</sup>, J.S. Colburn<sup>113</sup>, D. Colella<sup>54</sup>, A. Collu<sup>81</sup>, M. Colocci<sup>35,26</sup>, M. Concas<sup>III,60</sup>, G. Conesa Balbastre<sup>80</sup>, Z. Conesa del Valle<sup>79</sup>, G. Contin<sup>24</sup>, J.G. Contreras<sup>38</sup>, T.M. Cormier<sup>98</sup>, P. Cortese<sup>32</sup>, M.R. Cosentino<sup>125</sup>, F. Costa<sup>35</sup>, S. Costanza<sup>29</sup>, P. Crochet<sup>136</sup>, E. Cuautle<sup>70</sup>, P. Cui<sup>7</sup>, L. Cunqueiro<sup>98</sup>, T. Dahms<sup>107</sup>, A. Dainese<sup>58</sup>, F.P.A. Damas<sup>117,139</sup>, M.C. Danisch<sup>106</sup>, A. Danu<sup>68</sup>, D. Das<sup>112</sup>, I. Das<sup>112</sup>, P. Das<sup>88</sup>, P. Das<sup>4</sup>, S. Das<sup>4</sup>, S. Dash<sup>50</sup>, S. De<sup>88</sup>, A. De Caro<sup>30</sup>, G. de Cataldo<sup>54</sup>, L. De Cilladi<sup>25</sup>, J. de Cuveland<sup>40</sup>, A. De Falco<sup>23</sup>, D. De Gruttola<sup>30</sup>, N. De Marco<sup>60</sup>, C. De Martin<sup>24</sup>, S. De Pasquale<sup>30</sup>, S. Deb<sup>51</sup>, H.F. Degenhardt<sup>123</sup>, K.R. Deja<sup>143</sup>, S. Delsanto<sup>25</sup>, W. Deng<sup>7</sup>, P. Dhankher<sup>19,50</sup>, D. Di Bari<sup>34</sup>, A. Di Mauro<sup>35</sup>, R.A. Diaz<sup>8</sup>, T. Dietel<sup>126</sup>, P. Dillenseger<sup>69</sup>, Y. Ding<sup>7</sup>, R. Divià<sup>35</sup>, D.U. Dixit<sup>19</sup>, Ø. Djuvsland<sup>21</sup>, U. Dmitrieva<sup>64</sup>, J. Do<sup>62</sup>, A. Dobrin<sup>68</sup>, B. Dönigus<sup>69</sup>, O. Dordic<sup>20</sup>, A.K. Dubey<sup>142</sup>, A. Dubla<sup>109,92</sup>, S. Dudi<sup>102</sup>, M. Dukhishyam<sup>88</sup>, P. Dupieux<sup>136</sup>, T.M. Eder<sup>145</sup>, R.J. Ehlers<sup>98</sup>, V.N. Eikeland<sup>21</sup>, D. Elia<sup>54</sup>, B. Erazmus<sup>117</sup>, F. Erhardt<sup>101</sup>, A. Erokhin<sup>115</sup>, M.R. Ersdal<sup>21</sup>, B. Espagnon<sup>79</sup>, G. Eulisse<sup>35</sup>, D. Evans<sup>113</sup>, S. Evdokimov<sup>93</sup>, L. Fabbietti<sup>107</sup>, M. Faggin<sup>28</sup>, J. Faivre<sup>80</sup>, F. Fan<sup>7</sup>, A. Fantoni<sup>53</sup>, M. Fasel<sup>98</sup>, P. Fecchio<sup>31</sup>, A. Feliciello<sup>60</sup>, G. Feofilov<sup>115</sup>, A. Fernández Téllez<sup>46</sup>, A. Ferrero<sup>139</sup>, A. Ferretti<sup>25</sup>, A. Festanti<sup>35</sup>, V.J.G. Feuillard<sup>106</sup>, J. Figiel<sup>120</sup>, S. Filchagin<sup>111</sup>, D. Finogeev<sup>64</sup>, F.M. Fionda<sup>21</sup>, G. Fiorenza<sup>54</sup>, F. Flor<sup>127</sup>, A.N. Flores<sup>121</sup>, S. Foertsch<sup>73</sup>, P. Foka<sup>109</sup>, S. Fokin<sup>90</sup>, E. Fragiaco<sup>61</sup>, U. Fuchs<sup>35</sup>, C. Furget<sup>80</sup>, A. Furs<sup>64</sup>, M. Fusco Girard<sup>30</sup>, J.J. Gaardhøje<sup>91</sup>, M. Gagliardi<sup>25</sup>, A.M. Gago<sup>114</sup>, A. Gal<sup>138</sup>, C.D. Galvan<sup>122</sup>, P. Ganoti<sup>86</sup>, C. Garabatos<sup>109</sup>, J.R.A. Garcia<sup>46</sup>, E. Garcia-Solis<sup>10</sup>, K. Garg<sup>117</sup>, C. Gargiulo<sup>35</sup>, A. Garibli<sup>89</sup>, K. Garner<sup>145</sup>, P. Gasik<sup>107</sup>, E.F. Gauger<sup>121</sup>, M.B. Gay Ducati<sup>71</sup>, M. Germain<sup>117</sup>, J. Ghosh<sup>112</sup>, P. Ghosh<sup>142</sup>, S.K. Ghosh<sup>4</sup>, M. Giacalone<sup>26</sup>, P. Gianotti<sup>53</sup>, P. Giubellino<sup>109,60</sup>, P. Giubilato<sup>28</sup>, A.M.C. Glaenger<sup>139</sup>, P. Glässel<sup>106</sup>,

V. Gonzalez<sup>144</sup>, L.H. González-Trueba<sup>72</sup>, S. Gorbunov<sup>40</sup>, L. Görlich<sup>120</sup>, S. Gotovac<sup>36</sup>, V. Grabski<sup>72</sup>, L.K. Graczykowski<sup>143</sup>, K.L. Graham<sup>113</sup>, L. Greiner<sup>81</sup>, A. Grelli<sup>63</sup>, C. Grigoras<sup>35</sup>, V. Grigoriev<sup>95</sup>, A. Grigoryan<sup>1,1</sup>, S. Grigoryan<sup>76</sup>, O.S. Groettkvick<sup>21</sup>, F. Grosa<sup>60</sup>, J.F. Grosse-Oetringhaus<sup>35</sup>, R. Grosso<sup>109</sup>, R. Guernane<sup>80</sup>, M. Guilbaud<sup>117</sup>, M. Guittiere<sup>117</sup>, K. Gulbrandsen<sup>91</sup>, T. Gunji<sup>134</sup>, A. Gupta<sup>103</sup>, R. Gupta<sup>103</sup>, I.B. Guzman<sup>46</sup>, R. Haake<sup>147</sup>, M.K. Habib<sup>109</sup>, C. Hadjidakis<sup>79</sup>, H. Hamagaki<sup>84</sup>, G. Hamar<sup>146</sup>, M. Hamid<sup>7</sup>, R. Hannigan<sup>121</sup>, M.R. Haque<sup>143,88</sup>, A. Harlenderova<sup>109</sup>, J.W. Harris<sup>147</sup>, A. Harton<sup>10</sup>, J.A. Hasenbichler<sup>35</sup>, H. Hassan<sup>98</sup>, D. Hatzifotiadou<sup>55</sup>, P. Hauer<sup>44</sup>, L.B. Havener<sup>147</sup>, S. Hayashi<sup>134</sup>, S.T. Heckel<sup>107</sup>, E. Hellbär<sup>69</sup>, H. Helstrup<sup>37</sup>, T. Herman<sup>38</sup>, E.G. Hernandez<sup>46</sup>, G. Herrera Corral<sup>9</sup>, F. Herrmann<sup>145</sup>, K.F. Hetland<sup>37</sup>, H. Hillemanns<sup>35</sup>, C. Hills<sup>129</sup>, B. Hippolyte<sup>138</sup>, B. Hohlweger<sup>107</sup>, J. Honermann<sup>145</sup>, G.H. Hong<sup>148</sup>, D. Horak<sup>38</sup>, S. Hornung<sup>109</sup>, R. Hosokawa<sup>15</sup>, P. Hristov<sup>35</sup>, C. Huang<sup>79</sup>, C. Hughes<sup>132</sup>, P. Huhn<sup>69</sup>, T.J. Humanic<sup>99</sup>, H. Hushnud<sup>112</sup>, L.A. Husova<sup>145</sup>, N. Hussain<sup>43</sup>, D. Hutter<sup>40</sup>, J.P. Iddon<sup>35,129</sup>, R. Ilkaev<sup>111</sup>, H. Ilyas<sup>14</sup>, M. Inaba<sup>135</sup>, G.M. Innocenti<sup>35</sup>, M. Ippolitov<sup>90</sup>, A. Isakov<sup>38,97</sup>, M.S. Islam<sup>112</sup>, M. Ivanov<sup>109</sup>, V. Ivanov<sup>100</sup>, V. Izucheev<sup>93</sup>, B. Jacak<sup>81</sup>, N. Jacazio<sup>35,55</sup>, P.M. Jacobs<sup>81</sup>, S. Jadlovska<sup>119</sup>, J. Jadlovsky<sup>119</sup>, S. Jaelani<sup>63</sup>, C. Jahnke<sup>123</sup>, M.J. Jakubowska<sup>143</sup>, M.A. Janik<sup>143</sup>, T. Janson<sup>75</sup>, M. Jercic<sup>101</sup>, O. Jevons<sup>113</sup>, M. Jin<sup>127</sup>, F. Jonas<sup>98,145</sup>, P.G. Jones<sup>113</sup>, J. Jung<sup>69</sup>, M. Jung<sup>69</sup>, A. Jusko<sup>113</sup>, P. Kalinak<sup>65</sup>, A. Kalweit<sup>35</sup>, V. Kaplin<sup>95</sup>, S. Kar<sup>7</sup>, A. Karasu Uysal<sup>78</sup>, D. Karatovic<sup>101</sup>, O. Karavichev<sup>64</sup>, T. Karavicheva<sup>64</sup>, P. Karczmarczyk<sup>143</sup>, E. Karpechev<sup>64</sup>, A. Kazantsev<sup>90</sup>, U. Keschull<sup>75</sup>, R. Keidel<sup>48</sup>, M. Keil<sup>35</sup>, B. Ketzer<sup>44</sup>, Z. Khabanova<sup>92</sup>, A.M. Khan<sup>7</sup>, S. Khan<sup>16</sup>, A. Khanzadeev<sup>100</sup>, Y. Kharlov<sup>93</sup>, A. Khatun<sup>16</sup>, A. Khuntia<sup>120</sup>, B. Kileng<sup>37</sup>, B. Kim<sup>62</sup>, D. Kim<sup>148</sup>, D.J. Kim<sup>128</sup>, E.J. Kim<sup>74</sup>, H. Kim<sup>17</sup>, J. Kim<sup>148</sup>, J.S. Kim<sup>42</sup>, J. Kim<sup>106</sup>, J. Kim<sup>148</sup>, J. Kim<sup>74</sup>, M. Kim<sup>106</sup>, S. Kim<sup>18</sup>, T. Kim<sup>148</sup>, T. Kim<sup>148</sup>, S. Kirsch<sup>69</sup>, I. Kisel<sup>40</sup>, S. Kiselev<sup>94</sup>, A. Kisiel<sup>143</sup>, J.L. Klay<sup>6</sup>, J. Klein<sup>35,60</sup>, S. Klein<sup>81</sup>, C. Klein-Bösing<sup>145</sup>, M. Kleiner<sup>69</sup>, T. Klemenz<sup>107</sup>, A. Kluge<sup>35</sup>, A.G. Knospe<sup>127</sup>, C. Kobdaj<sup>118</sup>, M.K. Köhler<sup>106</sup>, T. Kollegger<sup>109</sup>, A. Kondratyev<sup>76</sup>, N. Kondratyeva<sup>95</sup>, E. Kondratyuk<sup>93</sup>, J. König<sup>69</sup>, S.A. Königstorfer<sup>107</sup>, P.J. Konopka<sup>2,35</sup>, G. Kornakov<sup>143</sup>, S.D. Koryciak<sup>2</sup>, L. Koska<sup>119</sup>, O. Kovalenko<sup>87</sup>, V. Kovalenko<sup>115</sup>, M. Kowalski<sup>120</sup>, I. Králik<sup>65</sup>, A. Kravčáková<sup>39</sup>, L. Kreis<sup>109</sup>, M. Krivda<sup>113,65</sup>, F. Krizek<sup>97</sup>, K. Krizkova Gajdosova<sup>38</sup>, M. Kroesen<sup>106</sup>, M. Krüger<sup>69</sup>, E. Kryshen<sup>100</sup>, M. Krzewicki<sup>40</sup>, V. Kučera<sup>35</sup>, C. Kuhn<sup>138</sup>, P.G. Kuijer<sup>92</sup>, T. Kumaoka<sup>135</sup>, L. Kumar<sup>102</sup>, S. Kundu<sup>88</sup>, P. Kurashvili<sup>87</sup>, A. Kurepin<sup>64</sup>, A.B. Kurepin<sup>64</sup>, A. Kuryakin<sup>111</sup>, S. Kushpil<sup>97</sup>, J. Kvapil<sup>113</sup>, M.J. Kweon<sup>62</sup>, J.Y. Kwon<sup>62</sup>, Y. Kwon<sup>148</sup>, S.L. La Pointe<sup>40</sup>, P. La Rocca<sup>27</sup>, Y.S. Lai<sup>81</sup>, A. Lakrathok<sup>118</sup>, M. Lamanna<sup>35</sup>, R. Langoy<sup>131</sup>, K. Lapidus<sup>35</sup>, P. Larionov<sup>53</sup>, E. Laudi<sup>35</sup>, L. Lautner<sup>35</sup>, R. Lavicka<sup>38</sup>, T. Lazareva<sup>115</sup>, R. Lea<sup>24</sup>, J. Lee<sup>135</sup>, S. Lee<sup>148</sup>, J. Lehrbach<sup>40</sup>, R.C. Lemmon<sup>96</sup>, I. León Monzón<sup>122</sup>, E.D. Lesser<sup>19</sup>, M. Lettrich<sup>35</sup>, P. Lévai<sup>146</sup>, X. Li<sup>11</sup>, X.L. Li<sup>7</sup>, J. Lien<sup>131</sup>, R. Lietava<sup>113</sup>, B. Lim<sup>17</sup>, S.H. Lim<sup>17</sup>, V. Lindenstruth<sup>40</sup>, A. Lindner<sup>49</sup>, C. Lippmann<sup>109</sup>, A. Liu<sup>19</sup>, J. Liu<sup>129</sup>, I.M. Lofnes<sup>21</sup>, V. Loginov<sup>95</sup>, C. Loizides<sup>98</sup>, P. Loncar<sup>36</sup>, J.A. Lopez<sup>106</sup>, X. Lopez<sup>136</sup>, E. López Torres<sup>8</sup>, J.R. Luhder<sup>145</sup>, M. Lunardon<sup>28</sup>, G. Luparello<sup>61</sup>, Y.G. Ma<sup>41</sup>, A. Maevskaya<sup>64</sup>, M. Mager<sup>35</sup>, S.M. Mahmood<sup>20</sup>, T. Mahmoud<sup>44</sup>, A. Maire<sup>138</sup>, R.D. Majka<sup>1,147</sup>, M. Malaev<sup>100</sup>, Q.W. Malik<sup>20</sup>, L. Malinina<sup>IV,76</sup>, D. Mal'Kevich<sup>94</sup>, N. Mallick<sup>51</sup>, P. Malzacher<sup>109</sup>, G. Mandaglio<sup>33,57</sup>, V. Manko<sup>90</sup>, F. Manso<sup>136</sup>, V. Manzari<sup>54</sup>, Y. Mao<sup>7</sup>, M. Marchisone<sup>137</sup>, J. Mareš<sup>67</sup>, G.V. Margagliotti<sup>24</sup>, A. Margotti<sup>55</sup>, A. Marín<sup>109</sup>, C. Markert<sup>121</sup>, M. Marquard<sup>69</sup>, N.A. Martin<sup>106</sup>, P. Martinengo<sup>35</sup>, J.L. Martínez<sup>127</sup>, M.I. Martínez<sup>46</sup>, G. Martínez García<sup>117</sup>, S. Masciocchi<sup>109</sup>, M. Maserà<sup>25</sup>, A. Masoni<sup>56</sup>, L. Massacrier<sup>79</sup>, A. Mastroserio<sup>140,54</sup>, A.M. Mathis<sup>107</sup>, O. Matonoha<sup>82</sup>, P.F.T. Matuoka<sup>123</sup>, A. Matyja<sup>120</sup>, C. Mayer<sup>120</sup>, F. Mazzaschi<sup>25</sup>, M. Mazzilli<sup>35,54</sup>, M.A. Mazzoni<sup>59</sup>, A.F. Mechler<sup>69</sup>, F. Meddi<sup>22</sup>, Y. Melikyan<sup>64</sup>, A. Menchaca-Rocha<sup>72</sup>, C. Mengke<sup>7</sup>, E. Meninno<sup>116,30</sup>, A.S. Menon<sup>127</sup>, M. Meres<sup>13</sup>, S. Mhlanga<sup>126</sup>, Y. Miake<sup>135</sup>, L. Micheletti<sup>25</sup>, L.C. Migliorin<sup>137</sup>, D.L. Mihaylov<sup>107</sup>, K. Mikhaylov<sup>76,94</sup>, A.N. Mishra<sup>146,70</sup>, D. Miśkowiec<sup>109</sup>, A. Modak<sup>4</sup>, N. Mohammadi<sup>35</sup>, A.P. Mohanty<sup>63</sup>, B. Mohanty<sup>88</sup>, M. Mohisin Khan<sup>16</sup>, Z. Moravcova<sup>91</sup>, C. Mordasini<sup>107</sup>, D.A. Moreira De Godoy<sup>145</sup>, L.A.P. Moreno<sup>46</sup>, I. Morozov<sup>64</sup>, A. Morsch<sup>35</sup>, T. Mrnjavac<sup>35</sup>, V. Muccifora<sup>53</sup>, E. Mudnic<sup>36</sup>, D. Mühlheim<sup>145</sup>, S. Muhuri<sup>142</sup>, J.D. Mulligan<sup>81</sup>, A. Mulliri<sup>23,56</sup>, M.G. Munhoz<sup>123</sup>, R.H. Munzer<sup>69</sup>, H. Murakami<sup>134</sup>, S. Murray<sup>126</sup>, L. Musa<sup>35</sup>, J. Musinsky<sup>65</sup>, C.J. Myers<sup>127</sup>, J.W. Myrcha<sup>143</sup>, B. Naik<sup>50</sup>, R. Nair<sup>87</sup>, B.K. Nandi<sup>50</sup>, R. Nania<sup>55</sup>, E. Nappi<sup>54</sup>, M.U. Naru<sup>14</sup>, A.F. Nassirpour<sup>82</sup>, C. Nattrass<sup>132</sup>, S. Nazarenko<sup>111</sup>,

A. Neagu<sup>20</sup>, L. Nellen<sup>70</sup>, S.V. Nesbo<sup>37</sup>, G. Neskovic<sup>40</sup>, D. Nesterov<sup>115</sup>, B.S. Nielsen<sup>91</sup>, S. Nikolaev<sup>90</sup>, S. Nikulin<sup>90</sup>, V. Nikulin<sup>100</sup>, F. Noferini<sup>55</sup>, S. Noh<sup>12</sup>, P. Nomokonov<sup>76</sup>, J. Norman<sup>129</sup>, N. Novitzky<sup>135</sup>, P. Nowakowski<sup>143</sup>, A. Nyanin<sup>90</sup>, J. Nystrand<sup>21</sup>, M. Ogino<sup>84</sup>, A. Ohlson<sup>82</sup>, J. Oleniacz<sup>143</sup>, A.C. Oliveira Da Silva<sup>132</sup>, M.H. Oliver<sup>147</sup>, B.S. Onnerstad<sup>128</sup>, C. Oppedisano<sup>60</sup>, A. Ortiz Velasquez<sup>70</sup>, T. Osako<sup>47</sup>, A. Oskarsson<sup>82</sup>, J. Otwinowski<sup>120</sup>, K. Oyama<sup>84</sup>, Y. Pachmayer<sup>106</sup>, S. Padhan<sup>50</sup>, D. Pagano<sup>141</sup>, G. Paic<sup>70</sup>, J. Pan<sup>144</sup>, S. Panebianco<sup>139</sup>, P. Pareek<sup>142</sup>, J. Park<sup>62</sup>, J.E. Parkkila<sup>128</sup>, S. Parmar<sup>102</sup>, S.P. Pathak<sup>127</sup>, B. Paul<sup>23</sup>, J. Pazzini<sup>141</sup>, H. Pei<sup>7</sup>, T. Peitzmann<sup>63</sup>, X. Peng<sup>7</sup>, L.G. Pereira<sup>71</sup>, H. Pereira Da Costa<sup>139</sup>, D. Peresunko<sup>90</sup>, G.M. Perez<sup>8</sup>, S. Perrin<sup>139</sup>, Y. Pestov<sup>5</sup>, V. Petráček<sup>38</sup>, M. Petrovici<sup>49</sup>, R.P. Pezzi<sup>71</sup>, S. Piano<sup>61</sup>, M. Pikna<sup>13</sup>, P. Pillot<sup>117</sup>, O. Pinazza<sup>55,35</sup>, L. Pinsky<sup>127</sup>, C. Pinto<sup>27</sup>, S. Pisano<sup>53</sup>, M. Płoskoń<sup>81</sup>, M. Planinic<sup>101</sup>, F. Pliquett<sup>69</sup>, M.G. Poghosyan<sup>98</sup>, B. Polichtchouk<sup>93</sup>, N. Poljak<sup>101</sup>, A. Pop<sup>49</sup>, S. Porteboeuf-Houssais<sup>136</sup>, J. Porter<sup>81</sup>, V. Pozdniakov<sup>76</sup>, S.K. Prasad<sup>4</sup>, R. Preghenella<sup>55</sup>, F. Prino<sup>60</sup>, C.A. Pruneau<sup>144</sup>, I. Pshenichnov<sup>64</sup>, M. Puccio<sup>35</sup>, S. Qiu<sup>92</sup>, L. Quaglia<sup>25</sup>, R.E. Quishpe<sup>127</sup>, S. Ragoni<sup>113</sup>, J. Rak<sup>128</sup>, A. Rakotozafindrabe<sup>139</sup>, L. Ramello<sup>32</sup>, F. Rami<sup>138</sup>, S.A.R. Ramirez<sup>46</sup>, A.G.T. Ramos<sup>34</sup>, R. Raniwala<sup>104</sup>, S. Raniwala<sup>104</sup>, S.S. Räsänen<sup>45</sup>, R. Rath<sup>51</sup>, I. Ravasenga<sup>92</sup>, K.F. Read<sup>98,132</sup>, A.R. Redelbach<sup>40</sup>, K. Redlich<sup>87</sup>, A. Rehman<sup>21</sup>, P. Reichelt<sup>69</sup>, F. Reidt<sup>35</sup>, R. Renfordt<sup>69</sup>, Z. Rescakova<sup>39</sup>, K. Reygers<sup>106</sup>, A. Riabov<sup>100</sup>, V. Riabov<sup>100</sup>, T. Richert<sup>82,91</sup>, M. Richter<sup>20</sup>, P. Riedler<sup>35</sup>, W. Riegler<sup>35</sup>, F. Riggi<sup>27</sup>, C. Ristea<sup>68</sup>, S.P. Rode<sup>51</sup>, M. Rodríguez Cahuantzi<sup>46</sup>, K. Røed<sup>20</sup>, R. Rogalev<sup>93</sup>, E. Rogochaya<sup>76</sup>, T.S. Rogoschinski<sup>69</sup>, D. Rohr<sup>35</sup>, D. Röhrich<sup>21</sup>, P.F. Rojas<sup>46</sup>, P.S. Rokita<sup>143</sup>, F. Ronchetti<sup>53</sup>, A. Rosano<sup>33,57</sup>, E.D. Rosas<sup>70</sup>, A. Rossi<sup>58</sup>, A. Rotondi<sup>29</sup>, A. Roy<sup>51</sup>, P. Roy<sup>112</sup>, O.V. Rueda<sup>82</sup>, R. Rui<sup>24</sup>, B. Rumyantsev<sup>76</sup>, A. Rustamov<sup>89</sup>, E. Ryabinkin<sup>90</sup>, Y. Ryabov<sup>100</sup>, A. Rybicki<sup>120</sup>, H. Rytkonen<sup>128</sup>, O.A.M. Saarimaki<sup>45</sup>, R. Sadek<sup>117</sup>, S. Sadovsky<sup>93</sup>, J. Saetre<sup>21</sup>, K. Šafařík<sup>38</sup>, S.K. Saha<sup>142</sup>, S. Saha<sup>88</sup>, B. Sahoo<sup>50</sup>, P. Sahoo<sup>50</sup>, R. Sahoo<sup>51</sup>, S. Sahoo<sup>66</sup>, D. Sahu<sup>51</sup>, P.K. Sahu<sup>66</sup>, J. Saini<sup>142</sup>, S. Sakai<sup>135</sup>, S. Sambyal<sup>103</sup>, V. Samsonov<sup>100,95</sup>, D. Sarkar<sup>144</sup>, N. Sarkar<sup>142</sup>, P. Sarma<sup>43</sup>, V.M. Sarti<sup>107</sup>, M.H.P. Sas<sup>147,63</sup>, J. Schambach<sup>98,121</sup>, H.S. Scheid<sup>69</sup>, C. Schiaua<sup>49</sup>, R. Schicker<sup>106</sup>, A. Schmah<sup>106</sup>, C. Schmidt<sup>109</sup>, H.R. Schmidt<sup>105</sup>, M.O. Schmidt<sup>106</sup>, M. Schmidt<sup>105</sup>, N.V. Schmidt<sup>98,69</sup>, A.R. Schmier<sup>132</sup>, R. Schotter<sup>138</sup>, J. Schukraft<sup>35</sup>, Y. Schutz<sup>138</sup>, K. Schwarz<sup>109</sup>, K. Schweda<sup>109</sup>, G. Scioli<sup>26</sup>, E. Scomparin<sup>60</sup>, J.E. Seger<sup>15</sup>, Y. Sekiguchi<sup>134</sup>, D. Sekihata<sup>134</sup>, I. Selyuzhenkov<sup>109,95</sup>, S. Senyukov<sup>138</sup>, J.J. Seo<sup>62</sup>, D. Serebryakov<sup>64</sup>, L. Šerkšnytė<sup>107</sup>, A. Sevcenco<sup>68</sup>, A. Shabanov<sup>64</sup>, A. Shabetai<sup>117</sup>, R. Shahoyan<sup>35</sup>, W. Shaikh<sup>112</sup>, A. Shangaraev<sup>93</sup>, A. Sharma<sup>102</sup>, H. Sharma<sup>120</sup>, M. Sharma<sup>103</sup>, N. Sharma<sup>102</sup>, S. Sharma<sup>103</sup>, O. Sheibani<sup>127</sup>, A.I. Sheikh<sup>142</sup>, K. Shigaki<sup>47</sup>, M. Shimomura<sup>85</sup>, S. Shirinkin<sup>94</sup>, Q. Shou<sup>41</sup>, Y. Sibiraki<sup>90</sup>, S. Siddhanta<sup>56</sup>, T. Siemiarczuk<sup>87</sup>, D. Silvermyr<sup>82</sup>, G. Simatovic<sup>92</sup>, G. Simonetti<sup>35</sup>, B. Singh<sup>107</sup>, R. Singh<sup>88</sup>, R. Singh<sup>103</sup>, R. Singh<sup>51</sup>, V.K. Singh<sup>142</sup>, V. Singhal<sup>142</sup>, T. Sinha<sup>112</sup>, B. Sitar<sup>13</sup>, M. Sitta<sup>32</sup>, T.B. Skaali<sup>20</sup>, M. Slupecki<sup>45</sup>, N. Smirnov<sup>147</sup>, R.J.M. Snellings<sup>63</sup>, C. Soncco<sup>114</sup>, J. Song<sup>127</sup>, A. Songmoolnak<sup>118</sup>, F. Soramel<sup>28</sup>, S. Sorensen<sup>132</sup>, I. Sputowska<sup>120</sup>, J. Stachel<sup>106</sup>, I. Stan<sup>68</sup>, P.J. Steffanic<sup>132</sup>, S.F. Stiefelmaier<sup>106</sup>, D. Stocco<sup>117</sup>, M.M. Stortvedt<sup>37</sup>, L.D. Stritto<sup>30</sup>, C.P. Stylianidis<sup>92</sup>, A.A.P. Suaide<sup>123</sup>, T. Sugitate<sup>47</sup>, C. Suire<sup>79</sup>, M. Suljic<sup>35</sup>, R. Sultanov<sup>94</sup>, M. Šumbera<sup>97</sup>, V. Sumberia<sup>103</sup>, S. Sumowidagdo<sup>52</sup>, S. Swain<sup>66</sup>, A. Szabo<sup>13</sup>, I. Szarka<sup>13</sup>, U. Tabassam<sup>14</sup>, S.F. Taghavi<sup>107</sup>, G. Tallepied<sup>136</sup>, J. Takahashi<sup>124</sup>, G.J. Tambave<sup>21</sup>, S. Tang<sup>136,7</sup>, Z. Tang<sup>130</sup>, M. Tarhini<sup>117</sup>, M.G. Tazila<sup>49</sup>, A. Tauro<sup>35</sup>, G. Tejada Muñoz<sup>46</sup>, A. Telesca<sup>35</sup>, L. Terlizzi<sup>25</sup>, C. Terrevoli<sup>127</sup>, G. Tersimonov<sup>3</sup>, S. Thakur<sup>142</sup>, D. Thomas<sup>121</sup>, F. Thoresen<sup>91</sup>, R. Tieulent<sup>137</sup>, A. Tikhonov<sup>64</sup>, A.R. Timmins<sup>127</sup>, M. Tkacik<sup>119</sup>, A. Toia<sup>69</sup>, N. Topilskaya<sup>64</sup>, M. Toppi<sup>53</sup>, F. Torres-Acosta<sup>19</sup>, S.R. Torres<sup>38,9</sup>, A. Trifiro<sup>33,57</sup>, S. Tripathy<sup>70</sup>, T. Tripathy<sup>50</sup>, S. Trogolo<sup>28</sup>, G. Trombetta<sup>34</sup>, L. Tropp<sup>39</sup>, V. Trubnikov<sup>3</sup>, W.H. Trzaska<sup>128</sup>, T.P. Trzcinski<sup>143</sup>, B.A. Trzeciak<sup>38</sup>, A. Tumkin<sup>111</sup>, R. Turrisi<sup>58</sup>, T.S. Tveter<sup>20</sup>, K. Ullaland<sup>21</sup>, E.N. Umaka<sup>127</sup>, A. Uras<sup>137</sup>, G.L. Usai<sup>23</sup>, M. Vala<sup>39</sup>, N. Valle<sup>29</sup>, S. Vallero<sup>60</sup>, N. van der Kolk<sup>63</sup>, L.V.R. van Doremalen<sup>63</sup>, M. van Leeuwen<sup>92</sup>, P. Vande Vyvre<sup>35</sup>, D. Varga<sup>146</sup>, Z. Varga<sup>146</sup>, M. Varga-Kofarago<sup>146</sup>, A. Vargas<sup>46</sup>, M. Vasileiou<sup>86</sup>, A. Vasiliev<sup>90</sup>, O. Vázquez Doce<sup>107</sup>, V. Vechernin<sup>115</sup>, E. Vercellin<sup>25</sup>, S. Vergara Limón<sup>46</sup>, L. Vermunt<sup>63</sup>, R. Vértesi<sup>146</sup>, M. Verweij<sup>63</sup>, L. Vickovic<sup>36</sup>, Z. Vilakazi<sup>133</sup>, O. Villalobos Baillie<sup>113</sup>, G. Vino<sup>54</sup>, A. Vinogradov<sup>90</sup>, T. Virgili<sup>30</sup>, V. Vislavicius<sup>91</sup>, A. Vodopyanov<sup>76</sup>, B. Volkel<sup>35</sup>, M.A. Völkl<sup>105</sup>, K. Voloshin<sup>94</sup>, S.A. Voloshin<sup>144</sup>, G. Volpe<sup>34</sup>, B. von Haller<sup>35</sup>, I. Vorobyev<sup>107</sup>, D. Voscek<sup>119</sup>,

J. Vrláková<sup>39</sup>, B. Wagner<sup>21</sup>, M. Weber<sup>116</sup>, A. Wegrzynek<sup>35</sup>, S.C. Wenzel<sup>35</sup>, J.P. Wessels<sup>145</sup>, J. Wiechula<sup>69</sup>, J. Wikne<sup>20</sup>, G. Wilk<sup>87</sup>, J. Wilkinson<sup>109</sup>, G.A. Willems<sup>145</sup>, E. Willsher<sup>113</sup>, B. Windelband<sup>106</sup>, M. Winn<sup>139</sup>, W.E. Witt<sup>132</sup>, J.R. Wright<sup>121</sup>, Y. Wu<sup>130</sup>, R. Xu<sup>7</sup>, S. Yalcin<sup>78</sup>, Y. Yamaguchi<sup>47</sup>, K. Yamakawa<sup>47</sup>, S. Yang<sup>21</sup>, S. Yano<sup>47,139</sup>, Z. Yin<sup>7</sup>, H. Yokoyama<sup>63</sup>, I.-K. Yoo<sup>17</sup>, J.H. Yoon<sup>62</sup>, S. Yuan<sup>21</sup>, A. Yuncu<sup>106</sup>, V. Yurchenko<sup>3</sup>, V. Zaccolo<sup>24</sup>, A. Zaman<sup>14</sup>, C. Zampolli<sup>35</sup>, H.J.C. Zanoli<sup>63</sup>, N. Zardoshti<sup>35</sup>, A. Zarochentsev<sup>115</sup>, P. Závada<sup>67</sup>, N. Zaviyalov<sup>111</sup>, H. Zbroszczyk<sup>143</sup>, M. Zhalov<sup>100</sup>, S. Zhang<sup>41</sup>, X. Zhang<sup>7</sup>, Y. Zhang<sup>130</sup>, V. Zhrebchevskii<sup>115</sup>, Y. Zhi<sup>11</sup>, D. Zhou<sup>7</sup>, Y. Zhou<sup>91</sup>, J. Zhu<sup>7,109</sup>, Y. Zhu<sup>7</sup>, A. Zichichi<sup>26</sup>, G. Zinovjev<sup>3</sup>, N. Zurlo<sup>141</sup>

## Affiliation Notes

<sup>I</sup> Deceased

<sup>II</sup> Also at: Italian National Agency for New Technologies, Energy and Sustainable Economic Development (ENEA), Bologna, Italy

<sup>III</sup> Also at: Dipartimento DET del Politecnico di Torino, Turin, Italy

<sup>IV</sup> Also at: M.V. Lomonosov Moscow State University, D.V. Skobeltsyn Institute of Nuclear, Physics, Moscow, Russia

<sup>V</sup> Also at: Institute of Theoretical Physics, University of Wrocław, Poland

## Collaboration Institutes

<sup>1</sup> A.I. Alikhanyan National Science Laboratory (Yerevan Physics Institute) Foundation, Yerevan, Armenia

<sup>2</sup> AGH University of Science and Technology, Cracow, Poland

<sup>3</sup> Bogolyubov Institute for Theoretical Physics, National Academy of Sciences of Ukraine, Kiev, Ukraine

<sup>4</sup> Bose Institute, Department of Physics and Centre for Astroparticle Physics and Space Science (CAPSS), Kolkata, India

<sup>5</sup> Budker Institute for Nuclear Physics, Novosibirsk, Russia

<sup>6</sup> California Polytechnic State University, San Luis Obispo, California, United States

<sup>7</sup> Central China Normal University, Wuhan, China

<sup>8</sup> Centro de Aplicaciones Tecnológicas y Desarrollo Nuclear (CEADEN), Havana, Cuba

<sup>9</sup> Centro de Investigación y de Estudios Avanzados (CINVESTAV), Mexico City and Mérida, Mexico

<sup>10</sup> Chicago State University, Chicago, Illinois, United States

<sup>11</sup> China Institute of Atomic Energy, Beijing, China

<sup>12</sup> Chungbuk National University, Cheongju, Republic of Korea

<sup>13</sup> Comenius University Bratislava, Faculty of Mathematics, Physics and Informatics, Bratislava, Slovakia

<sup>14</sup> COMSATS University Islamabad, Islamabad, Pakistan

<sup>15</sup> Creighton University, Omaha, Nebraska, United States

<sup>16</sup> Department of Physics, Aligarh Muslim University, Aligarh, India

<sup>17</sup> Department of Physics, Pusan National University, Pusan, Republic of Korea

<sup>18</sup> Department of Physics, Sejong University, Seoul, Republic of Korea

<sup>19</sup> Department of Physics, University of California, Berkeley, California, United States

<sup>20</sup> Department of Physics, University of Oslo, Oslo, Norway

<sup>21</sup> Department of Physics and Technology, University of Bergen, Bergen, Norway

<sup>22</sup> Dipartimento di Fisica dell'Università 'La Sapienza' and Sezione INFN, Rome, Italy

<sup>23</sup> Dipartimento di Fisica dell'Università and Sezione INFN, Cagliari, Italy

- <sup>24</sup> Dipartimento di Fisica dell'Università and Sezione INFN, Trieste, Italy
- <sup>25</sup> Dipartimento di Fisica dell'Università and Sezione INFN, Turin, Italy
- <sup>26</sup> Dipartimento di Fisica e Astronomia dell'Università and Sezione INFN, Bologna, Italy
- <sup>27</sup> Dipartimento di Fisica e Astronomia dell'Università and Sezione INFN, Catania, Italy
- <sup>28</sup> Dipartimento di Fisica e Astronomia dell'Università and Sezione INFN, Padova, Italy
- <sup>29</sup> Dipartimento di Fisica e Nucleare e Teorica, Università di Pavia and Sezione INFN, Pavia, Italy
- <sup>30</sup> Dipartimento di Fisica 'E.R. Caianiello' dell'Università and Gruppo Collegato INFN, Salerno, Italy
- <sup>31</sup> Dipartimento DISAT del Politecnico and Sezione INFN, Turin, Italy
- <sup>32</sup> Dipartimento di Scienze e Innovazione Tecnologica dell'Università del Piemonte Orientale and INFN Sezione di Torino, Alessandria, Italy
- <sup>33</sup> Dipartimento di Scienze MIFT, Università di Messina, Messina, Italy
- <sup>34</sup> Dipartimento Interateneo di Fisica 'M. Merlin' and Sezione INFN, Bari, Italy
- <sup>35</sup> European Organization for Nuclear Research (CERN), Geneva, Switzerland
- <sup>36</sup> Faculty of Electrical Engineering, Mechanical Engineering and Naval Architecture, University of Split, Split, Croatia
- <sup>37</sup> Faculty of Engineering and Science, Western Norway University of Applied Sciences, Bergen, Norway
- <sup>38</sup> Faculty of Nuclear Sciences and Physical Engineering, Czech Technical University in Prague, Prague, Czech Republic
- <sup>39</sup> Faculty of Science, P.J. Šafárik University, Košice, Slovakia
- <sup>40</sup> Frankfurt Institute for Advanced Studies, Johann Wolfgang Goethe-Universität Frankfurt, Frankfurt, Germany
- <sup>41</sup> Fudan University, Shanghai, China
- <sup>42</sup> Gangneung-Wonju National University, Gangneung, Republic of Korea
- <sup>43</sup> Gauhati University, Department of Physics, Guwahati, India
- <sup>44</sup> Helmholtz-Institut für Strahlen- und Kernphysik, Rheinische Friedrich-Wilhelms-Universität Bonn, Bonn, Germany
- <sup>45</sup> Helsinki Institute of Physics (HIP), Helsinki, Finland
- <sup>46</sup> High Energy Physics Group, Universidad Autónoma de Puebla, Puebla, Mexico
- <sup>47</sup> Hiroshima University, Hiroshima, Japan
- <sup>48</sup> Hochschule Worms, Zentrum für Technologietransfer und Telekommunikation (ZTT), Worms, Germany
- <sup>49</sup> Horia Hulubei National Institute of Physics and Nuclear Engineering, Bucharest, Romania
- <sup>50</sup> Indian Institute of Technology Bombay (IIT), Mumbai, India
- <sup>51</sup> Indian Institute of Technology Indore, Indore, India
- <sup>52</sup> Indonesian Institute of Sciences, Jakarta, Indonesia
- <sup>53</sup> INFN, Laboratori Nazionali di Frascati, Frascati, Italy
- <sup>54</sup> INFN, Sezione di Bari, Bari, Italy
- <sup>55</sup> INFN, Sezione di Bologna, Bologna, Italy
- <sup>56</sup> INFN, Sezione di Cagliari, Cagliari, Italy
- <sup>57</sup> INFN, Sezione di Catania, Catania, Italy
- <sup>58</sup> INFN, Sezione di Padova, Padova, Italy
- <sup>59</sup> INFN, Sezione di Roma, Rome, Italy
- <sup>60</sup> INFN, Sezione di Torino, Turin, Italy
- <sup>61</sup> INFN, Sezione di Trieste, Trieste, Italy
- <sup>62</sup> Inha University, Incheon, Republic of Korea
- <sup>63</sup> Institute for Gravitational and Subatomic Physics (GRASP), Utrecht University/Nikhef, Utrecht, Netherlands
- <sup>64</sup> Institute for Nuclear Research, Academy of Sciences, Moscow, Russia
- <sup>65</sup> Institute of Experimental Physics, Slovak Academy of Sciences, Košice, Slovakia

- <sup>66</sup> Institute of Physics, Homi Bhabha National Institute, Bhubaneswar, India
- <sup>67</sup> Institute of Physics of the Czech Academy of Sciences, Prague, Czech Republic
- <sup>68</sup> Institute of Space Science (ISS), Bucharest, Romania
- <sup>69</sup> Institut für Kernphysik, Johann Wolfgang Goethe-Universität Frankfurt, Frankfurt, Germany
- <sup>70</sup> Instituto de Ciencias Nucleares, Universidad Nacional Autónoma de México, Mexico City, Mexico
- <sup>71</sup> Instituto de Física, Universidade Federal do Rio Grande do Sul (UFRGS), Porto Alegre, Brazil
- <sup>72</sup> Instituto de Física, Universidad Nacional Autónoma de México, Mexico City, Mexico
- <sup>73</sup> iThemba LABS, National Research Foundation, Somerset West, South Africa
- <sup>74</sup> Jeonbuk National University, Jeonju, Republic of Korea
- <sup>75</sup> Johann-Wolfgang-Goethe Universität Frankfurt Institut für Informatik, Fachbereich Informatik und Mathematik, Frankfurt, Germany
- <sup>76</sup> Joint Institute for Nuclear Research (JINR), Dubna, Russia
- <sup>77</sup> Korea Institute of Science and Technology Information, Daejeon, Republic of Korea
- <sup>78</sup> KTO Karatay University, Konya, Turkey
- <sup>79</sup> Laboratoire de Physique des 2 Infinis, Irène Joliot-Curie, Orsay, France
- <sup>80</sup> Laboratoire de Physique Subatomique et de Cosmologie, Université Grenoble-Alpes, CNRS-IN2P3, Grenoble, France
- <sup>81</sup> Lawrence Berkeley National Laboratory, Berkeley, California, United States
- <sup>82</sup> Lund University Department of Physics, Division of Particle Physics, Lund, Sweden
- <sup>83</sup> Moscow Institute for Physics and Technology, Moscow, Russia
- <sup>84</sup> Nagasaki Institute of Applied Science, Nagasaki, Japan
- <sup>85</sup> Nara Women's University (NWU), Nara, Japan
- <sup>86</sup> National and Kapodistrian University of Athens, School of Science, Department of Physics, Athens, Greece
- <sup>87</sup> National Centre for Nuclear Research, Warsaw, Poland
- <sup>88</sup> National Institute of Science Education and Research, Homi Bhabha National Institute, Jatni, India
- <sup>89</sup> National Nuclear Research Center, Baku, Azerbaijan
- <sup>90</sup> National Research Centre Kurchatov Institute, Moscow, Russia
- <sup>91</sup> Niels Bohr Institute, University of Copenhagen, Copenhagen, Denmark
- <sup>92</sup> Nikhef, National institute for subatomic physics, Amsterdam, Netherlands
- <sup>93</sup> NRC Kurchatov Institute IHEP, Protvino, Russia
- <sup>94</sup> NRC «Kurchatov» Institute - ITEP, Moscow, Russia
- <sup>95</sup> NRNU Moscow Engineering Physics Institute, Moscow, Russia
- <sup>96</sup> Nuclear Physics Group, STFC Daresbury Laboratory, Daresbury, United Kingdom
- <sup>97</sup> Nuclear Physics Institute of the Czech Academy of Sciences, Řež u Prahy, Czech Republic
- <sup>98</sup> Oak Ridge National Laboratory, Oak Ridge, Tennessee, United States
- <sup>99</sup> Ohio State University, Columbus, Ohio, United States
- <sup>100</sup> Petersburg Nuclear Physics Institute, Gatchina, Russia
- <sup>101</sup> Physics department, Faculty of science, University of Zagreb, Zagreb, Croatia
- <sup>102</sup> Physics Department, Panjab University, Chandigarh, India
- <sup>103</sup> Physics Department, University of Jammu, Jammu, India
- <sup>104</sup> Physics Department, University of Rajasthan, Jaipur, India
- <sup>105</sup> Physikalisches Institut, Eberhard-Karls-Universität Tübingen, Tübingen, Germany
- <sup>106</sup> Physikalisches Institut, Ruprecht-Karls-Universität Heidelberg, Heidelberg, Germany
- <sup>107</sup> Physik Department, Technische Universität München, Munich, Germany
- <sup>108</sup> Politecnico di Bari and Sezione INFN, Bari, Italy
- <sup>109</sup> Research Division and ExtreMe Matter Institute EMMI, GSI Helmholtzzentrum für Schwerionenforschung GmbH, Darmstadt, Germany
- <sup>110</sup> Rudjer Bošković Institute, Zagreb, Croatia
- <sup>111</sup> Russian Federal Nuclear Center (VNIIEF), Sarov, Russia

- 112 Saha Institute of Nuclear Physics, Homi Bhabha National Institute, Kolkata, India  
113 School of Physics and Astronomy, University of Birmingham, Birmingham, United Kingdom  
114 Sección Física, Departamento de Ciencias, Pontificia Universidad Católica del Perú, Lima, Peru  
115 St. Petersburg State University, St. Petersburg, Russia  
116 Stefan Meyer Institut für Subatomare Physik (SMI), Vienna, Austria  
117 SUBATECH, IMT Atlantique, Université de Nantes, CNRS-IN2P3, Nantes, France  
118 Suranaree University of Technology, Nakhon Ratchasima, Thailand  
119 Technical University of Košice, Košice, Slovakia  
120 The Henryk Niewodniczanski Institute of Nuclear Physics, Polish Academy of Sciences, Cracow, Poland  
121 The University of Texas at Austin, Austin, Texas, United States  
122 Universidad Autónoma de Sinaloa, Culiacán, Mexico  
123 Universidade de São Paulo (USP), São Paulo, Brazil  
124 Universidade Estadual de Campinas (UNICAMP), Campinas, Brazil  
125 Universidade Federal do ABC, Santo Andre, Brazil  
126 University of Cape Town, Cape Town, South Africa  
127 University of Houston, Houston, Texas, United States  
128 University of Jyväskylä, Jyväskylä, Finland  
129 University of Liverpool, Liverpool, United Kingdom  
130 University of Science and Technology of China, Hefei, China  
131 University of South-Eastern Norway, Tonsberg, Norway  
132 University of Tennessee, Knoxville, Tennessee, United States  
133 University of the Witwatersrand, Johannesburg, South Africa  
134 University of Tokyo, Tokyo, Japan  
135 University of Tsukuba, Tsukuba, Japan  
136 Université Clermont Auvergne, CNRS/IN2P3, LPC, Clermont-Ferrand, France  
137 Université de Lyon, CNRS/IN2P3, Institut de Physique des 2 Infinis de Lyon, Lyon, France  
138 Université de Strasbourg, CNRS, IPHC UMR 7178, F-67000 Strasbourg, France, Strasbourg, France  
139 Université Paris-Saclay Centre d'Etudes de Saclay (CEA), IRFU, Département de Physique Nucléaire (DPhN), Saclay, France  
140 Università degli Studi di Foggia, Foggia, Italy  
141 Università di Brescia and Sezione INFN, Brescia, Italy  
142 Variable Energy Cyclotron Centre, Homi Bhabha National Institute, Kolkata, India  
143 Warsaw University of Technology, Warsaw, Poland  
144 Wayne State University, Detroit, Michigan, United States  
145 Westfälische Wilhelms-Universität Münster, Institut für Kernphysik, Münster, Germany  
146 Wigner Research Centre for Physics, Budapest, Hungary  
147 Yale University, New Haven, Connecticut, United States  
148 Yonsei University, Seoul, Republic of Korea