

Longitudinal double-spin asymmetry for inclusive jet and dijet production in polarized proton collisions at $\sqrt{s} = 200$ GeV

M. S. Abdallah,⁵ J. Adam,⁶ L. Adamczyk,² J. R. Adams,³⁹ J. K. Adkins,³⁰ G. Agakishiev,²⁸ I. Aggarwal,⁴¹ M. M. Aggarwal,⁴¹ Z. Ahammed,⁶¹ I. Alekseev,^{3,35} D. M. Anderson,⁵⁵ A. Aparin,²⁸ E. C. Aschenauer,⁶ M. U. Ashraf,¹¹ F. G. Atetalla,²⁹ A. Attri,⁴¹ G. S. Averichev,²⁸ V. Bairathi,⁵³ W. Baker,¹⁰ J. G. Ball Cap,²⁰ K. Barish,¹⁰ A. Behera,⁵² R. Bellwied,²⁰ P. Bhagat,²⁷ A. Bhasin,²⁷ J. Bielcik,¹⁴ J. Bielcikova,³⁸ I. G. Bordyuzhin,³ J. D. Brandenburg,⁶ A. V. Brandin,³⁵ I. Bunzarov,²⁸ J. Butterworth,⁴⁵ X. Z. Cai,⁵⁰ H. Caines,⁶⁴ M. Calderón de la Barca Sánchez,⁸ D. Cebra,⁸ I. Chakaberia,^{31,6} P. Chaloupka,¹⁴ B. K. Chan,⁹ F-H. Chang,³⁷ Z. Chang,⁶ N. Chankova-Bunzarova,²⁸ A. Chatterjee,¹¹ S. Chattopadhyay,⁶¹ D. Chen,¹⁰ J. Chen,⁴⁹ J. H. Chen,¹⁸ X. Chen,⁴⁸ Z. Chen,⁴⁹ J. Cheng,⁵⁷ M. Chevalier,¹⁰ S. Choudhury,¹⁸ W. Christie,⁶ X. Chu,⁶ H. J. Crawford,⁷ M. Csanád,¹⁶ M. Daugherty,¹ T. G. Dedovich,²⁸ I. M. Deppner,¹⁹ A. A. Derevschikov,⁴³ A. Dhamija,⁴¹ L. Di Carlo,⁶³ L. Didenko,⁶ X. Dong,³¹ J. L. Drachenberg,¹ J. C. Dunlop,⁶ N. Elsey,⁶³ J. Engelage,⁷ G. Eppley,⁴⁵ S. Esumi,⁵⁸ O. Evdokimov,¹² A. Ewigleben,³² O. Eyser,⁶ R. Fatemi,³⁰ F. M. Fawzi,⁵ S. Fazio,⁶ P. Federic,³⁸ J. Fedorisin,²⁸ C. J. Feng,³⁷ Y. Feng,⁴⁴ P. Filip,²⁸ E. Finch,⁵¹ Y. Fisyak,⁶ A. Francisco,⁶⁴ C. Fu,¹¹ L. Fulek,² C. A. Gagliardi,⁵⁵ T. Galatyuk,¹⁵ F. Geurts,⁴⁵ N. Ghimire,⁵⁴ A. Gibson,⁶⁰ K. Gopal,²³ X. Gou,⁴⁹ D. Grosnick,⁶⁰ A. Gupta,²⁷ W. Guryn,⁶ A. I. Hamad,²⁹ A. Hamed,⁵ Y. Han,⁴⁵ S. Harabasz,¹⁵ M. D. Harasty,⁸ J. W. Harris,⁶⁴ H. Harrison,³⁰ S. He,¹¹ W. He,¹⁸ X. H. He,²⁶ Y. He,⁴⁹ S. Heppelmann,⁸ S. Heppelmann,⁴² N. Herrmann,¹⁹ E. Hoffman,²⁰ L. Holub,¹⁴ Y. Hu,¹⁸ H. Huang,³⁷ H. Z. Huang,⁹ S. L. Huang,⁵² T. Huang,³⁷ X. Huang,⁵⁷ Y. Huang,⁵⁷ T. J. Humanic,³⁹ D. Isenhower,¹ W. W. Jacobs,²⁵ C. Jena,²³ A. Jentsch,⁶ Y. Ji,³¹ J. Jia,^{6,52} K. Jiang,⁴⁸ X. Ju,⁴⁸ E. G. Judd,⁷ S. Kabana,⁵³ M. L. Kabir,¹⁰ S. Kagamaster,³² D. Kalinkin,^{25,6} K. Kang,⁵⁷ D. Kapukchyan,¹⁰ K. Kauder,⁶ H. W. Ke,⁶ D. Keane,²⁹ A. Kechechyan,²⁸ Y. V. Khyzhniak,³⁵ D. P. Kikoła,⁶² C. Kim,¹⁰ B. Kimelman,⁸ D. Kincses,¹⁶ I. Kisel,¹⁷ A. Kiselev,⁶ A. G. Knospe,³² L. Kochenda,³⁵ L. K. Kosarzewski,¹⁴ L. Kramarik,¹⁴ P. Kravtsov,³⁵ L. Kumar,⁴¹ S. Kumar,²⁶ R. Kunnawalkam Elayavalli,⁶⁴ J. H. Kwasizur,²⁵ R. Lacey,⁵² S. Lan,¹¹ J. M. Landgraf,⁶ J. Lauret,⁶ A. Lebedev,⁶ R. Lednicky,²⁸ J. H. Lee,⁶ Y. H. Leung,³¹ C. Li,⁴⁹ C. Li,⁴⁸ W. Li,⁴⁵ X. Li,⁴⁸ Y. Li,⁵⁷ X. Liang,¹⁰ Y. Liang,²⁹ R. Licenik,³⁸ T. Lin,⁵⁵ Y. Lin,¹¹ M. A. Lisa,³⁹ F. Liu,¹¹ H. Liu,²⁵ P. Liu,⁵² T. Liu,⁶⁴ X. Liu,³⁹ Y. Liu,⁵⁵ Z. Liu,⁴⁸ T. Ljubicic,⁶ W. J. Llope,⁶³ R. S. Longacre,⁶ E. Loyd,¹⁰ N. S. Lukow,⁵⁴ X. Luo,¹¹ L. Ma,¹⁸ R. Ma,⁶ Y. G. Ma,¹⁸ N. Magdy,¹² R. Majka,^{64,*} D. Mallick,³⁶ S. Margetis,²⁹ C. Markert,⁵⁶ H. S. Matis,³¹ J. A. Mazer,⁴⁶ N. G. Minaev,⁴³ S. Mioduszewski,⁵⁵ B. Mohanty,³⁶ M. M. Mondal,⁵² I. Mooney,⁶³ D. A. Morozov,⁴³ A. Mukherjee,¹⁶ M. Nagy,¹⁶ J. D. Nam,⁵⁴ Md. Nasim,²² K. Nayak,¹¹ D. Neff,⁹ J. M. Nelson,⁷ D. B. Nemes,⁶⁴ M. Nie,⁴⁹ G. Nigmatkulov,³⁵ T. Niida,⁵⁸ R. Nishitani,⁵⁸ L. V. Nogach,⁴³ T. Nonaka,⁵⁸ A. S. Nunes,⁶ G. Odyniec,³¹ A. Ogawa,⁶ S. Oh,³¹ V. A. Okorokov,³⁵ B. S. Page,⁶ R. Pak,⁶ A. Pandav,³⁶ A. K. Pandey,⁵⁸ Y. Panebratsev,²⁸ P. Parfenov,³⁵ B. Pawlik,⁴⁰ D. Pawlowska,⁶² H. Pei,¹¹ C. Perkins,⁷ L. Pinsky,²⁰ R. L. Pintér,¹⁶ J. Pluta,⁶² B. R. Pokhrel,⁵⁴ G. Ponimatkin,³⁸ J. Porter,³¹ M. Posik,⁵⁴ V. Prozorova,¹⁴ N. K. Pruthi,⁴¹ M. Przybycien,² J. Putschke,⁶³ H. Qiu,²⁶ A. Quintero,⁵⁴ C. Racz,¹⁰ S. K. Radhakrishnan,²⁹ N. Raha,⁶³ R. L. Ray,⁵⁶ R. Reed,³² H. G. Ritter,³¹ M. Robotkova,³⁸ O. V. Rogachevskiy,²⁸ J. L. Romero,⁸ L. Ruan,⁶ J. Rusnak,³⁸ N. R. Sahoo,⁴⁹ H. Sako,⁵⁸ S. Salur,⁴⁶ J. Sandweiss,^{64,*} S. Sato,⁵⁸ W. B. Schmidke,⁶ N. Schmitz,³³ B. R. Schweid,⁵² F. Seck,¹⁵ J. Seger,¹³ M. Sergeeva,⁹ R. Seto,¹⁰ P. Seyboth,³³ N. Shah,²⁴ E. Shahaliev,²⁸ P. V. Shanmuganathan,⁶ M. Shao,⁴⁸ T. Shao,⁵⁰ A. I. Sheikh,²⁹ D. Shen,⁵⁰ S. S. Shi,¹¹ Y. Shi,⁴⁹ Q. Y. Shou,¹⁸ E. P. Sichtermann,³¹ R. Sikora,² M. Simko,³⁸ J. Singh,⁴¹ S. Singha,²⁶ M. J. Skoby,⁴⁴ N. Smirnov,⁶⁴ Y. Söhngen,¹⁹ W. Solyst,²⁵ P. Sorensen,⁶ H. M. Spinka,^{4,*} B. Srivastava,⁴⁴ T. D. S. Stanislaus,⁶⁰ M. Stefaniak,⁶² D. J. Stewart,⁶⁴ M. Strikhanov,³⁵ B. Stringfellow,⁴⁴ A. A. P. Suaide,⁴⁷ M. Sumera,³⁸ B. Summa,⁴² X. M. Sun,¹¹ X. Sun,¹² Y. Sun,⁴⁸ Y. Sun,²¹ B. Surrow,⁵⁴ D. N. Svirida,³ Z. W. Sweger,⁸ P. Szymanski,⁶² A. H. Tang,⁶ Z. Tang,⁴⁸ A. Taranenko,³⁵ T. Tarnowsky,³⁴ J. H. Thomas,³¹ A. R. Timmins,²⁰ D. Tlusty,¹³ T. Todoroki,⁵⁸ M. Tokarev,²⁸ C. A. Tomkiel,³² S. Trentalange,⁹ R. E. Tribble,⁵⁵ P. Tribedy,⁶ S. K. Tripathy,¹⁶ T. Truhlar,¹⁴ B. A. Trzeciak,¹⁴ O. D. Tsai,⁹ Z. Tu,⁶ T. Ullrich,⁶ D. G. Underwood,⁴ I. Upsal,^{49,6} G. Van Buren,⁶ J. Vanek,³⁸ A. N. Vasiliev,⁴³ I. Vassiliev,¹⁷ V. Verkest,⁶³ F. Videbæk,⁶ S. Vokal,²⁸ S. A. Voloshin,⁶³ F. Wang,⁴⁴ G. Wang,⁹ J. S. Wang,²¹ P. Wang,⁴⁸ Y. Wang,¹¹ Y. Wang,⁵⁷ Z. Wang,⁴⁹ J. C. Webb,⁶ P. C. Weidenkaff,¹⁹ L. Wen,⁹ G. D. Westfall,³⁴ H. Wieman,³¹ S. W. Wissink,²⁵ R. Witt,⁵⁹ J. Wu,²⁶ Y. Wu,¹⁰ B. Xi,⁵⁰ Z. G. Xiao,⁵⁷ G. Xie,³¹ W. Xie,⁴⁴ H. Xu,²¹ N. Xu,³¹ Q. H. Xu,⁴⁹ Y. Xu,⁴⁹ Z. Xu,⁶ Z. Xu,⁹ C. Yang,⁴⁹ Q. Yang,⁴⁹ S. Yang,⁴⁵ Y. Yang,³⁷ Z. Ye,⁴⁵ Z. Ye,¹² L. Yi,⁴⁹ K. Yip,⁶ Y. Yu,⁴⁹ H. Zbroszczyk,⁶² W. Zha,⁴⁸ C. Zhang,⁵² D. Zhang,¹¹ S. Zhang,¹² S. Zhang,¹⁸ X. P. Zhang,⁵⁷ Y. Zhang,²⁶ Y. Zhang,⁴⁸ Y. Zhang,¹¹ Z. J. Zhang,³⁷ Z. Zhang,⁶ Z. Zhang,¹² J. Zhao,⁴⁴ C. Zhou,¹⁸ X. Zhu,⁵⁷ Z. Zhu,⁴⁹ M. Zurek³¹ and M. Zyzak¹⁷

(STAR Collaboration)

- ¹Abilene Christian University, Abilene, Texas 79699
- ²AGH University of Science and Technology, FPACS, Cracow 30-059, Poland
- ³Alikhanov Institute for Theoretical and Experimental Physics NRC “Kurchatov Institute”, Moscow 117218, Russia
- ⁴Argonne National Laboratory, Argonne, Illinois 60439
- ⁵American University of Cairo, New Cairo 11835, New Cairo, Egypt
- ⁶Brookhaven National Laboratory, Upton, New York 11973
- ⁷University of California, Berkeley, California 94720
- ⁸University of California, Davis, California 95616
- ⁹University of California, Los Angeles, California 90095
- ¹⁰University of California, Riverside, California 92521
- ¹¹Central China Normal University, Wuhan, Hubei 430079
- ¹²University of Illinois at Chicago, Chicago, Illinois 60607
- ¹³Creighton University, Omaha, Nebraska 68178
- ¹⁴Czech Technical University in Prague, FNSPE, Prague 115 19, Czech Republic
- ¹⁵Technische Universität Darmstadt, Darmstadt 64289, Germany
- ¹⁶ELTE Eötvös Loránd University, Budapest, Hungary H-1117
- ¹⁷Frankfurt Institute for Advanced Studies FIAS, Frankfurt 60438, Germany
- ¹⁸Fudan University, Shanghai, 200433
- ¹⁹University of Heidelberg, Heidelberg 69120, Germany
- ²⁰University of Houston, Houston, Texas 77204
- ²¹Huzhou University, Huzhou, Zhejiang 313000
- ²²Indian Institute of Science Education and Research (IISER), Berhampur 760010, India
- ²³Indian Institute of Science Education and Research (IISER) Tirupati, Tirupati 517507, India
- ²⁴Indian Institute Technology, Patna, Bihar 801106, India
- ²⁵Indiana University, Bloomington, Indiana 47408
- ²⁶Institute of Modern Physics, Chinese Academy of Sciences, Lanzhou, Gansu 730000
- ²⁷University of Jammu, Jammu 180001, India
- ²⁸Joint Institute for Nuclear Research, Dubna 141 980, Russia
- ²⁹Kent State University, Kent, Ohio 44242
- ³⁰University of Kentucky, Lexington, Kentucky 40506-0055
- ³¹Lawrence Berkeley National Laboratory, Berkeley, California 94720
- ³²Lehigh University, Bethlehem, Pennsylvania 18015
- ³³Max-Planck-Institut für Physik, Munich 80805, Germany
- ³⁴Michigan State University, East Lansing, Michigan 48824
- ³⁵National Research Nuclear University MEPhI, Moscow 115409, Russia
- ³⁶National Institute of Science Education and Research, HBNI, Jatni 752050, India
- ³⁷National Cheng Kung University, Tainan 70101
- ³⁸Nuclear Physics Institute of the CAS, Rez 250 68, Czech Republic
- ³⁹Ohio State University, Columbus, Ohio 43210
- ⁴⁰Institute of Nuclear Physics PAN, Cracow 31-342, Poland
- ⁴¹Panjab University, Chandigarh 160014, India
- ⁴²Pennsylvania State University, University Park, Pennsylvania 16802
- ⁴³NRC “Kurchatov Institute”, Institute of High Energy Physics, Protvino 142281, Russia
- ⁴⁴Purdue University, West Lafayette, Indiana 47907
- ⁴⁵Rice University, Houston, Texas 77251
- ⁴⁶Rutgers University, Piscataway, New Jersey 08854
- ⁴⁷Universidade de São Paulo, São Paulo, Brazil 05314-970
- ⁴⁸University of Science and Technology of China, Hefei, Anhui 230026
- ⁴⁹Shandong University, Qingdao, Shandong 266237
- ⁵⁰Shanghai Institute of Applied Physics, Chinese Academy of Sciences, Shanghai 201800
- ⁵¹Southern Connecticut State University, New Haven, Connecticut 06515
- ⁵²State University of New York, Stony Brook, New York 11794
- ⁵³Instituto de Alta Investigación, Universidad de Tarapacá, Arica 1000000, Chile
- ⁵⁴Temple University, Philadelphia, Pennsylvania 19122
- ⁵⁵Texas A&M University, College Station, Texas 77843
- ⁵⁶University of Texas, Austin, Texas 78712
- ⁵⁷Tsinghua University, Beijing 100084
- ⁵⁸University of Tsukuba, Tsukuba, Ibaraki 305-8571, Japan
- ⁵⁹United States Naval Academy, Annapolis, Maryland 21402

⁶⁰Valparaiso University, Valparaiso, Indiana 46383⁶¹Variable Energy Cyclotron Centre, Kolkata 700064, India⁶²Warsaw University of Technology, Warsaw 00-661, Poland⁶³Wayne State University, Detroit, Michigan 48201⁶⁴Yale University, New Haven, Connecticut 06520

(Received 9 March 2021; accepted 28 April 2021; published 26 May 2021)

We report high-precision measurements of the longitudinal double-spin asymmetry, A_{LL} , for midrapidity inclusive jet and dijet production in polarized pp collisions at a center-of-mass energy of $\sqrt{s} = 200$ GeV. The new inclusive jet data are sensitive to the gluon helicity distribution, $\Delta g(x, Q^2)$, for gluon momentum fractions in the range from $x \simeq 0.05$ to $x \simeq 0.5$, while the new dijet data provide further constraints on the x dependence of $\Delta g(x, Q^2)$. The results are in good agreement with previous measurements at $\sqrt{s} = 200$ GeV and with recent theoretical evaluations of prior world data. Our new results have better precision and thus strengthen the evidence that $\Delta g(x, Q^2)$ is positive for $x > 0.05$.

DOI: 10.1103/PhysRevD.103.L091103

The origin of the spin of the nucleon in terms of its constituent quark, antiquark, and gluon spins and their orbital angular momenta is a fundamental challenge for strong interaction physics. Polarized deep-inelastic scattering (DIS) experiments [1–17] have shown that less than a third of the nucleon spin originates from the spins of quarks and antiquarks [18–29]. Semi-inclusive polarized DIS experiments [3,30–34] and measurements of polarized hadroproduction of W -bosons [35–40] have delineated the quark and antiquark spin contributions by flavor and have recently revealed an asymmetry in the polarized light quark sea [40]. Measurements of the spin-dependent rates of jets [41–45], dijets [45–47], and π^0 s [48–55] produced in polarized pp collisions at RHIC provide evidence for positive gluon polarization with a strong constraint from the jet data at a center-of-mass energy of $\sqrt{s} = 200$ GeV [18,20]. Perturbative QCD analyses [18–20] of the world data at next-to-leading order (NLO) precision suggest that gluon spins could contribute $\simeq 40\%$ to the spin of the proton for gluon fractional momenta $x > 0.05$ at a scale of $Q^2 = 10$ (GeV/ c)². The corresponding RHIC spin-averaged differential production cross sections [41,46,48,51,52] are well described at NLO.

In this paper, we present new measurements of the double-spin asymmetry,

$$A_{LL} \equiv \frac{\sigma^{++} - \sigma^{+-}}{\sigma^{++} + \sigma^{+-}}, \quad (1)$$

for inclusive jets and dijets produced in longitudinally polarized proton-proton collisions at $\sqrt{s} = 200$ GeV.

Here, σ^{++} (σ^{+-}) denotes the jet or dijet differential production cross section when the colliding protons have equal (opposite) helicities. The data were recorded by the STAR experiment in the year 2015 and correspond to an integrated luminosity of $\mathcal{L} = 52$ pb⁻¹. Data for different beam spin configurations were recorded in short succession by injecting beam bunches with a pattern of proton polarizations into RHIC and by changing this pattern between beam fills. Spin rotator magnets upstream and downstream of the STAR interaction region rotated the proton beam spins from and to the stable vertical direction in RHIC to provide longitudinal spin directions at STAR. The luminosity-weighted product of polarizations, P , for the two beams was $P^2 = 0.30$, measured with a relative uncertainty of 6.1% [56]. The values were obtained from *in situ* measurements of the individual RHIC beams with proton-carbon polarimeters [57] that were calibrated using a polarized atomic hydrogen gas jet target [58]. This data set has a figure of merit, $P^4\mathcal{L}$, that is about 2 times larger than that of our previous measurements at 200 GeV [44,46,47].

The STAR detector subsystems used in these measurements are the Time Projection Chamber (TPC) [59] and the Barrel (BEMC) [60], and Endcap Electromagnetic Calorimeters (EEMC) [61]. The TPC measures charged particle trajectories in a 0.5 T solenoidal magnetic field in the pseudorapidity range $|\eta| < 1.3$ for all azimuthal angles. The BEMC and EEMC cover $|\eta| < 1$ and $1.1 < \eta < 2$, respectively, for all azimuthal angles. Jet patch (JP) triggers requiring transverse energy deposits in fixed $\Delta\eta \times \Delta\phi = 1 \times 1$ regions of the BEMC or EEMC in excess of 5.4 GeV for the JP1 trigger and 7.3 GeV for the JP2 trigger were used to initiate the experiment readout. The JP1 trigger was prescaled by a factor of about 10, while there was no prescale for JP2. The vertex position detectors (VPDs) [62] and the zero degree calorimeters (ZDCs) [63], covering forward η regions of $4.2 < |\eta| < 5.2$ and $|\eta| > 6.6$, respectively, were used to determine the relative luminosities for

*Deceased

Published by the American Physical Society under the terms of the Creative Commons Attribution 4.0 International license. Further distribution of this work must maintain attribution to the author(s) and the published article's title, journal citation, and DOI. Funded by SCOAP³.

different helicity states of the colliding beams. The ZDCs are equipped with segmented shower maximum detectors and were also used to measure residual transverse beam polarization components at STAR. These components were smaller than 10% of the total polarization.

The analysis methods were similar to those in the most recent STAR inclusive jet and dijet A_{LL} analyses [45]. Jets were reconstructed from the tracks measured by the TPC and the energy deposits in the BEMC and EEMC towers. The anti- k_T algorithm [64], as implemented in the FastJet 3.0.6 package [65], was used with the same resolution parameter, $R = 0.6$, as for our previous 200 GeV analyses [44,46,47].

Tracks were required to have a transverse momentum of $p_T \geq 0.2$ GeV/ c . BEMC and EEMC towers were required to have a transverse energy deposit of $E_T \geq 0.2$ GeV. Additionally, tracks were required to have at least 12 hit points in the TPC and have registered at least 51% of the possible hits along the reconstructed track segment. As in Ref. [45], tracks were required to be associated with the collision vertex for the event by imposing a p_T -dependent distance of closest approach cut and a correction was applied to the BEMC or EEMC tower E_T if a track pointed to the tower.

Inclusive jet p_T and dijet invariant mass, M_{inv} , were corrected for underlying-event contributions using the off-axis technique of Ref. [66] as adapted in Ref. [45]. For each jet, the TPC tracks and calorimeter hits that fell within two off-axis cones with radius $R = 0.6$, at the same η as the jet but $\pm\pi/2$ away in ϕ , were selected. The information from these off-axis cones was used to subtract contributions from the underlying event on a jet-by-jet basis.

Jets were divided into mutually exclusive categories based on the highest jet patch trigger that they satisfied. In the inclusive-jet analysis, only jets that pointed toward a triggered jet patch were considered. The required minimum jet p_T after the underlying-event correction was 6.0 GeV/ c for jets reconstructed from the JP1 sample and 8.4 GeV/ c for the JP2 sample. The jet axis was required to have $|\eta| < 1$ and the analysis was performed in three η intervals. Jets that included a track with $p_T > 30$ GeV/ c were rejected because these tracks often had poor resolution. To suppress beam gas and cosmic ray backgrounds, the neutral energy fraction in the jet was required to be smaller than 0.95 and the summed p_T of charged-particle tracks was required to be larger than 0.5 GeV/ c . Moreover, a small fraction of low- p_T jets were rejected since the underlying-event correction would shift jet p_T by more than two jet- p_T intervals. In about 4% of the inclusive-jet events, the event had two jets that satisfied all analysis selection criteria, and fewer than 0.03% of the events contained more jets. For these events, the two jets with the highest p_T were further analyzed.

In the dijet analysis, candidates were selected from the two highest p_T jets in the event without imposing the inclusive jet selection criteria. The jet axes in the candidate dijet event were required to be more than 120° apart in

azimuth and within $|\eta| < 0.8$. At least one jet in the pair was required to contain energy from charged tracks. For dijets that contained a track with $p_T > 30$ GeV/ c , the reconstructed jet- p_T values were required to agree to within 50% to ensure that the transverse momenta of the two jets were balanced. Dijets failing this requirement arise from poorly reconstructed tracks with artificially high p_T and were rejected from the sample. The underlying-event correction on the dijet M_{inv} was required to be less than 36% of the reconstructed M_{inv} , resulting in most dijet events being shifted by no more than one dijet- M_{inv} interval. To enable comparisons with theoretical predictions, an asymmetric transverse momentum selection criterion was applied to the jets, such that one jet had $p_T \geq 8$ GeV/ c and the other had $p_T \geq 6$ GeV/ c [67]. Last, at least one jet in the dijet pair was required to point toward a triggered jet patch. If either jet was categorized as JP2, then the dijet event was classified as a JP2 dijet event. Otherwise, provided at least one of the jets was categorized as JP1, the dijet event was classified as a JP1 dijet event. Dijet events were categorized into $\text{sign}(\eta_1) = \text{sign}(\eta_2)$ and $\text{sign}(\eta_1) \neq \text{sign}(\eta_2)$ topologies, where η_1 and η_2 are the pseudorapidities of the two jets. The different dijet event topologies sample different regions of x [46].

Simulated events were used to correct the reconstructed jet quantities for detector response and to estimate contributions to the systematic uncertainties. In these analyses, pp events were generated using the PYTHIA 6.4.28 [68] event generator with the Perugia 12 [69] tune. In addition, the PARP(90) parameter controlling the energy dependence of the low- p_T cutoff for the underlying-event generation process was reduced as in Ref. [45] to ensure that the inclusive π^\pm yields for $p_T < 3$ GeV/ c from the STAR measurements at $\sqrt{s} = 200$ GeV [70,71] were better reproduced. The generated events were processed through a STAR detector-response package based on GEANT 3 [72] and then embedded into zero-bias events to ensure the same beam background and pile-up contributions as in the data.

Jets were reconstructed from the simulated charged-particle tracks in the TPC and calorimeter responses on the detector level. Parton-level jets were reconstructed from the hard-scattered partons in the collision, including those from initial- and final-state radiation, but not those from the underlying event and beam remnants.

To compare our results with theoretical predictions at the parton level, a correction was applied to the reconstructed jet p_T (dijet M_{inv}) in every jet- p_T (dijet- M_{inv}) interval. This shift was determined by comparing detector-level and their corresponding parton-level jets. Figure 1 compares the data and embedded simulations for JP1 and JP2 jet yield versus jet p_T at the detector level (lower scale) and the parton level (upper scale). The dijet yield versus dijet M_{inv} is shown in Fig. 2. The data and embedded simulation agree to within 13%. The effects from differences at this level are covered by the systematic uncertainties.

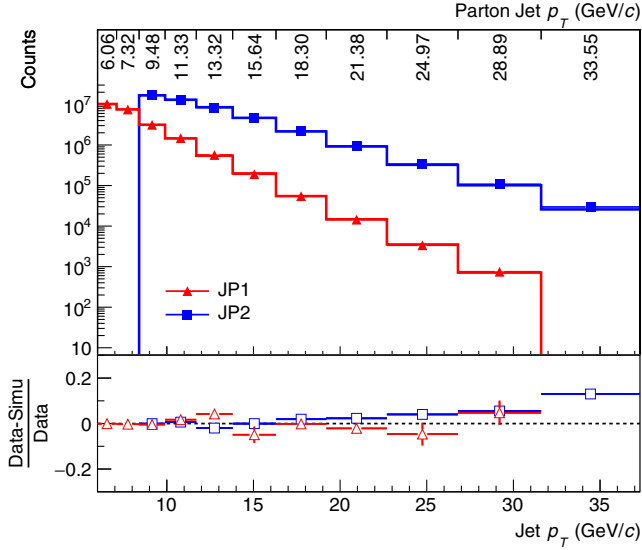


FIG. 1. Inclusive jet yield for $|\eta| < 1$ versus jet p_T at the detector level (lower scale) and at the parton level (upper scale). The upper panel shows the data for the JP1 and JP2 trigger conditions as points and the corresponding simulations as histograms. The lower panel shows the relative differences between data and simulation with their statistical uncertainties as vertical error bars, unless they are smaller than the marker size.

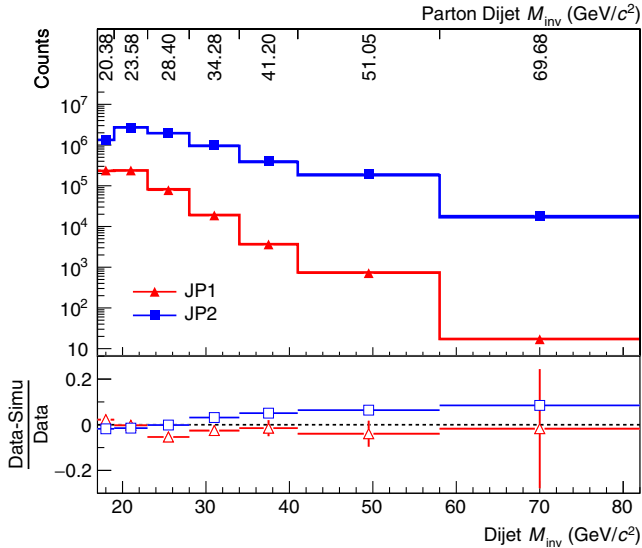


FIG. 2. Dijet yield versus the dijet M_{inv} at the detector level (lower scale) and at the parton level (upper scale). The upper panel shows the data for the JP1 and JP2 trigger conditions as points and the corresponding simulations as histograms. The lower panel shows the relative differences between data and simulation with their statistical uncertainties as vertical error bars, unless they are smaller than the marker size.

The values of A_{LL} were evaluated according to

$$A_{LL} = \frac{\sum_{\text{runs}} P_B P_Y (N^{++} - r N^{+-})}{\sum_{\text{runs}} P_B^2 P_Y^2 (N^{++} + r N^{+-})}, \quad (2)$$

where P_B and P_Y are the measured polarizations of the RHIC “blue” (B) and “yellow” (Y) beams [56], N^{++} and N^{+-} are the yields from colliding beam bunches where the protons preferentially had equal or opposite helicities, respectively, and r is the relative luminosity for collisions with these helicity configurations. The relative luminosity and beam polarizations were determined for each experiment run, typically 30 minutes in duration. The average beam polarizations for the analyzed data are $\langle P_B \rangle = 0.523 \pm 0.016$ and $\langle P_Y \rangle = 0.565 \pm 0.017$.

The values of r were determined using scalers that recorded single and coincident counts from the VPD stations on either side of the interaction region for the different beam spin configurations for each run. The observed event counts were corrected for accidental and multiple coincidences using the method of Ref. [73], and the corrected yields were summed for each spin combination. The corrected yields for each run were then used to determine r for that run. The relative luminosity has a multimodal distribution ranging between 0.96 and 1.04, depending on the polarization pattern and intensities of the injected beam bunches, and an average value of $\langle r \rangle = 1.003$ for the analyzed data. The systematic uncertainty in r was estimated to be 0.0005 by comparing results from the VPDs and ZDCs. This contributes 0.0007 to the systematic uncertainty for each A_{LL} value.

The asymmetry A_{LL} contains leading order contributions from quark-quark, quark-gluon, and gluon-gluon scattering processes. Differences in the trigger efficiencies for different subprocesses could introduce a bias in A_{LL} , as could distortions due to the finite resolution of the detector. To account for these, a trigger bias correction was determined following the same procedure as in Ref. [45]. This method utilizes the embedded simulation sample and 100 equally probable replicas from NNPDFpol1.1 [20] to calculate A_{LL} using PYTHIA parton kinematics from the simulation for both parton-level and detector-level jets (dijets). The difference between parton-level and detector-level A_{LL} was determined for each replica and for each p_T (M_{inv}) interval separately. The mean of the differences was used as the trigger bias correction. The magnitude of this correction is at most 0.0016 (0.0092) in the inclusive jet (dijet) analysis. The associated uncertainty ranges from 0.0002 (0.0005) to 0.0012 (0.0033), exhibiting upward trends with increasing p_T (M_{inv}).

The underlying event can increase the apparent energy in the jets. To assess the associated uncertainty contribution to A_{LL} , we calculated the change in the cross section for jets (dijets) that would occur if the p_T (M_{inv}) intervals were shifted by the product of the mean underlying-event contribution, dp_T (dM_{inv}), and the asymmetry of the underlying-event contribution, $A_{LL}^{dp_T}$ ($A_{LL}^{dM_{inv}}$), defined as

$$A_{LL}^{dp_T} = \frac{1}{P_B P_Y} \frac{\langle dp_T \rangle^{++} - \langle dp_T \rangle^{+-}}{\langle dp_T \rangle^{++} + \langle dp_T \rangle^{+-}}. \quad (3)$$

Here, $\langle dp_T \rangle^{++}$ ($\langle dp_T \rangle^{+-}$) is the average underlying-event correction for the same (opposite) beam helicity combination. There is a corresponding definition for $A_{LL}^{dM_{inv}}$. A constant fit gives $A_{LL}^{dp_T} = 0.0006 \pm 0.0006$ for η region $0.5 < |\eta| < 1$ and $A_{LL}^{dp_T} = 0.0021 \pm 0.0004$ for $|\eta| < 0.5$. For dijets, $A_{LL}^{dM_{inv}} = 0.0014 \pm 0.0013$ for the $\text{sign}(\eta_1) = \text{sign}(\eta_2)$ topology and $A_{LL}^{dM_{inv}} = -0.0004 \pm 0.0012$ for the $\text{sign}(\eta_1) \neq \text{sign}(\eta_2)$ topology. The corresponding uncertainty is one of the leading contributors to the A_{LL} systematic uncertainty for both inclusive jets and dijets. For the inclusive jets (dijets), the uncertainty is 0.0010 (0.0007) for the lowest p_T (M_{inv}) interval and decreases with increasing p_T (M_{inv}). The uncertainty on the jet p_T (dijet M_{inv}) associated with the underlying-event subtraction was determined by comparing the mean correction, $dp_T \approx 0.7 \text{ GeV}/c$ ($dM_{inv} \approx 1.3 \text{ GeV}/c^2$), in data to the one from embedded simulation. The difference for each p_T (M_{inv}) interval was assigned as the systematic uncertainty.

An uncertainty on the corrected jet p_T (dijet M_{inv}) due to the PYTHIA tune was evaluated by using several variants of the Perugia 12 tune as in Ref. [45] and determining the effect on the correction to the parton jet p_T (dijet M_{inv}). For the inclusive jet (dijet) sample, this uncertainty is in the range of 0.11–0.18 GeV/c (0.15–0.32 GeV/c^2).

Other leading systematic uncertainties on the jet p_T (dijet M_{inv}) are associated with the detector response. These include the uncertainty on how well the calorimeter response to hadrons is modeled in GEANT. This uncertainty ranges from 0.8% (0.9%) at low p_T (M_{inv}) to 1.1% (1.1%) at high p_T (M_{inv}). The detector response uncertainties also include how well the calorimeter gains are determined. The uncertainty on the gain calibration was estimated to be 3.2%, contributing to an uncertainty on jet p_T (dijet M_{inv}) that ranges from 2.0% (1.6%) at low p_T (M_{inv}) to 1.3% (1.2%) at high p_T (M_{inv}). Tracking inefficiency, conservatively estimated to be 4%, is a further source of uncertainty. The combined uncertainty on jet p_T (dijet M_{inv}) increases with p_T (M_{inv}) from 0.19 GeV/c (0.53 GeV/c^2) to 0.62 GeV/c (1.31 GeV/c^2).

The A_{LL} values for inclusive jets with $0.5 < |\eta| < 1$ and $|\eta| < 0.5$ are reported in Table I together with the statistical and the total of the aforementioned, as well as smaller, systematic uncertainties. Table II contains the dijet results and their uncertainties for the $\text{sign}(\eta_1) = \text{sign}(\eta_2)$ and $\text{sign}(\eta_1) \neq \text{sign}(\eta_2)$ topologies. The relative luminosity and beam polarization uncertainties are common to all data and are reported separately. The parity nonconserving longitudinal single-spin asymmetries for jets and dijets were found to vanish to within their statistical uncertainties, in agreement with expectations, and thus provide no evidence for substantial unaccounted systematic effects.

About 98% of the dijet events contain at least one jet that satisfies the inclusive jet requirements. This leads to statistical correlations of up to 0.27 between the inclusive

TABLE I. Parton inclusive-jet p_T and A_{LL} values with associated uncertainties for jet- η regions $0.5 < |\eta| < 1$ and $|\eta| < 0.5$. The A_{LL} uncertainty contribution of 0.0007 from uncertainty in the relative luminosity measurement and 6.1% from the beam polarization uncertainty are common to all data points. They are in addition to the listed systematic uncertainty values.

Jet η	$p_T \pm (\text{Sys})$ [GeV/c]	$A_{LL} \pm (\text{Stat}) \pm (\text{Sys})$
$0.5 < \eta < 1$	6.15 ± 0.19	$-0.0002 \pm 0.0017 \pm 0.0004$
	7.34 ± 0.20	$0.0009 \pm 0.0019 \pm 0.0004$
	9.50 ± 0.28	$0.0008 \pm 0.0012 \pm 0.0004$
	11.34 ± 0.28	$0.0033 \pm 0.0014 \pm 0.0004$
	13.25 ± 0.31	$0.0024 \pm 0.0018 \pm 0.0004$
	15.47 ± 0.36	$0.0021 \pm 0.0025 \pm 0.0004$
	18.07 ± 0.37	$0.0114 \pm 0.0037 \pm 0.0005$
	21.16 ± 0.41	$0.0123 \pm 0.0058 \pm 0.0006$
	24.68 ± 0.48	$0.0206 \pm 0.0099 \pm 0.0010$
	28.56 ± 0.53	$0.0531 \pm 0.0180 \pm 0.0013$
	32.90 ± 0.60	$0.0232 \pm 0.0357 \pm 0.0016$
$ \eta < 0.5$	6.00 ± 0.20	$0.0002 \pm 0.0014 \pm 0.0015$
	7.31 ± 0.22	$0.0006 \pm 0.0017 \pm 0.0012$
	9.47 ± 0.25	$0.0034 \pm 0.0010 \pm 0.0011$
	11.33 ± 0.31	$0.0041 \pm 0.0011 \pm 0.0009$
	13.36 ± 0.34	$0.0070 \pm 0.0014 \pm 0.0008$
	15.74 ± 0.35	$0.0045 \pm 0.0019 \pm 0.0007$
	18.43 ± 0.38	$0.0182 \pm 0.0028 \pm 0.0008$
	21.49 ± 0.44	$0.0220 \pm 0.0043 \pm 0.0009$
	25.10 ± 0.51	$0.0196 \pm 0.0072 \pm 0.0011$
	29.17 ± 0.56	$0.0348 \pm 0.0127 \pm 0.0014$
	33.81 ± 0.62	$0.0515 \pm 0.0239 \pm 0.0015$

TABLE II. Parton dijet invariant mass and A_{LL} for the $\text{sign}(\eta_1) = \text{sign}(\eta_2)$ and $\text{sign}(\eta_1) \neq \text{sign}(\eta_2)$ topologies. The A_{LL} uncertainty contribution of 0.0007 from uncertainty in the relative luminosity measurement and 6.1% from the beam polarization uncertainty are common to all data points. They are in addition to the listed systematic uncertainty values.

Topology	$M_{inv} \pm (\text{Sys})$ [GeV/c ²]	$A_{LL} \pm (\text{Stat}) \pm (\text{Sys})$
$\text{Sign}(\eta_1) = \text{sign}(\eta_2)$	20.29 ± 0.53	$0.0071 \pm 0.0036 \pm 0.0009$
	23.50 ± 0.61	$0.0049 \pm 0.0028 \pm 0.0007$
	28.28 ± 0.66	$0.0017 \pm 0.0035 \pm 0.0008$
	34.15 ± 0.78	$0.0137 \pm 0.0051 \pm 0.0009$
	40.96 ± 0.89	$0.0316 \pm 0.0081 \pm 0.0011$
	50.75 ± 1.03	$0.0232 \pm 0.0121 \pm 0.0015$
	69.11 ± 1.31	$0.0228 \pm 0.0418 \pm 0.0033$
$\text{Sign}(\eta_1) \neq \text{sign}(\eta_2)$	20.48 ± 0.62	$0.0067 \pm 0.0040 \pm 0.0005$
	23.65 ± 0.59	$0.0024 \pm 0.0027 \pm 0.0005$
	28.50 ± 0.69	$0.0052 \pm 0.0032 \pm 0.0006$
	34.38 ± 0.79	$0.0110 \pm 0.0044 \pm 0.0007$
	41.38 ± 0.92	$0.0201 \pm 0.0068 \pm 0.0009$
	51.25 ± 1.08	$0.0240 \pm 0.0097 \pm 0.0012$
	69.96 ± 1.31	$0.0934 \pm 0.0304 \pm 0.0020$

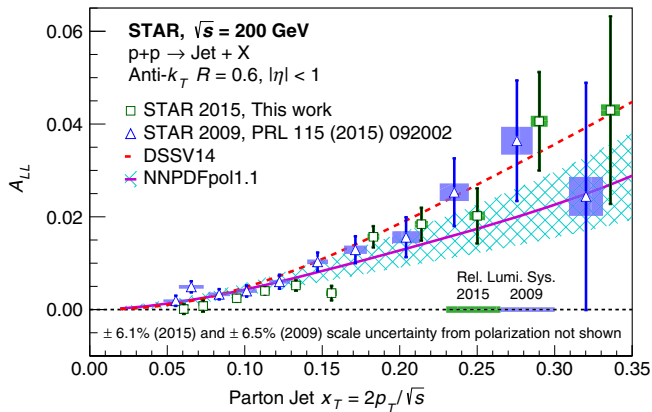


FIG. 3. A_{LL} for inclusive jets with $|\eta| < 1.0$ versus x_T . The square markers show the present data, whereas the triangle markers show the data of Ref. [44]. The error bars show the size of the statistical uncertainties, whereas the boxes indicate the size of the point-to-point systematic uncertainties in A_{LL} (vertical extent) and x_T (horizontal extent). The bands on the horizontal axis represent the relative luminosity uncertainty, which are common to all data points. The curves show the expected A_{LL} values for the DSSV14 [18] and NNPDFpol1.1 [20] parton distributions. The hatched area indicates the size of the uncertainty in the NNPDFpol1.1 expectation.

jet and dijet A_{LL} . The 4% of the inclusive jet event sample with two jets that both satisfy the inclusive jet requirements introduce a correlation among the inclusive jet A_{LL} that ranges from about 0.005 at low p_T to 0.06 at high p_T . There are no such statistical correlations among the dijet A_{LL} . Point-to-point correlations also originate from the underlying-event systematic uncertainties for A_{LL} and the polarized PDF uncertainties in the evaluation of trigger bias. Systematic uncertainties dominate in the correlations at low p_T , estimated to be < 0.07 , with exception of the correlations between low- p_T intervals for inclusive jets with $|\eta| < 0.5$. The large correlations up to 0.55 in this region originate from dominating underlying-event uncertainties which are fully correlated between intervals. At high p_T , the dominant effects are statistical in origin. The Supplemental Material contains detailed correlation matrices for all measurements [74].

Figures 3 and 4 show the inclusive jet and dijet A_{LL} , respectively, versus $x_T = 2p_T/\sqrt{s}$ and M_{inv}/\sqrt{s} corrected to the parton level. The data are plotted alongside our prior $\sqrt{s} = 200$ GeV data [44,46]. The x_T and M_{inv}/\sqrt{s} values for the present data are slightly higher and have smaller uncertainties than those for our prior data mainly because of refined treatment of the underlying-event correction. Also shown are theory expectations from the DSSV14 [18] (red dashed curve) and NNPDFpol1.1 [20] (purple continuous curve) global analyses. NNPDFpol1.1 has 100 publicly available and equally probable replicas and their root mean square corresponding to the one-sigma error band is represented by the cyan hatched region.

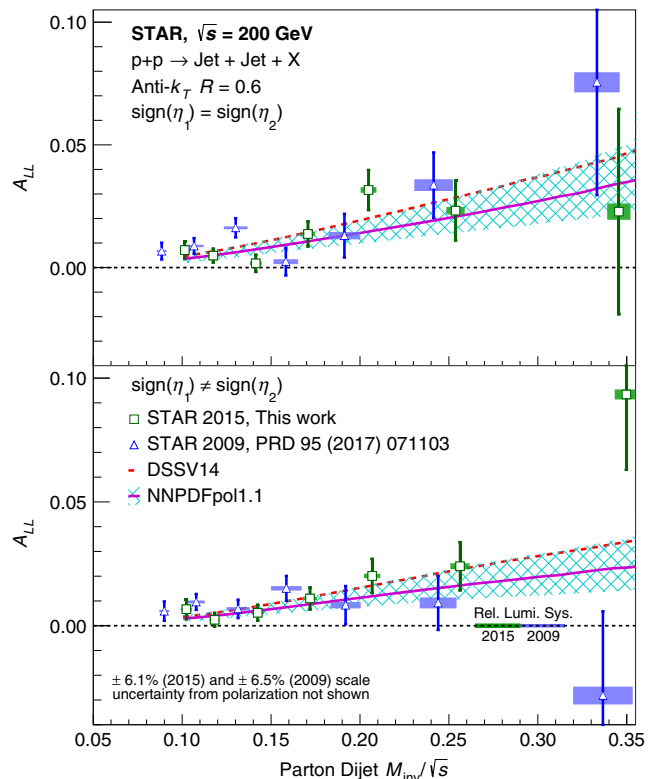


FIG. 4. A_{LL} versus M_{inv}/\sqrt{s} for dijets with the $\text{sign}(\eta_1) = \text{sign}(\eta_2)$ (top) and $\text{sign}(\eta_1) \neq \text{sign}(\eta_2)$ (bottom) event topologies. The square markers show the present data, whereas the triangle markers show the data of Ref. [46]. The results are compared to theoretical predictions for dijets from DSSV14 [18] and NNPDFpol1.1 [20] with its uncertainty.

The present and prior data are in good agreement. The prior inclusive jet data [44] are included in the theory expectations and provide stringent constraints on $\Delta g(x, Q^2)$ for $x > 0.05$. The theory expectations are in good agreement with the present data, which have further improved accuracy.

In summary, we have presented A_{LL} for midrapidity inclusive jet and dijet production based on data recorded by the STAR Collaboration during RHIC operations with polarized proton beams at $\sqrt{s} = 200$ GeV in 2015. The data provide sensitivity to the polarized gluon distribution $\Delta g(x, Q^2)$ for gluon momentum fractions $0.05 \lesssim x \lesssim 0.5$. Our new results are consistent with and have better precision than our prior data at $\sqrt{s} = 200$ GeV. The results provide further evidence that $\Delta g(x, Q^2)$ is positive for $x > 0.05$.

ACKNOWLEDGMENTS

We thank the RHIC Operations Group and RCF at BNL, the NERSC Center at LBNL, and the Open Science Grid consortium for providing resources and support. This work was supported in part by the Office of Nuclear Physics within the U.S. DOE Office of Science, the U.S. National

Science Foundation, the Ministry of Education and Science of the Russian Federation, National Natural Science Foundation of China, Chinese Academy of Science, the Ministry of Science and Technology of China and the Chinese Ministry of Education, the Higher Education Sprout Project by Ministry of Education at NCKU, the National Research Foundation of Korea, Czech Science Foundation and Ministry of Education, Youth and Sports of the Czech Republic, Hungarian National Research, Development and Innovation Office, New National

Excellency Programme of the Hungarian Ministry of Human Capacities, Department of Atomic Energy and Department of Science and Technology of the Government of India, the National Science Centre of Poland, the Ministry of Science, Education and Sports of the Republic of Croatia, RosAtom of Russia and German Bundesministerium für Bildung, Wissenschaft, Forschung und Technologie, Helmholtz Association, Ministry of Education, Culture, Sports, Science, and Technology and Japan Society for the Promotion of Science.

-
- [1] M. Alguard *et al.*, *Phys. Rev. Lett.* **41**, 70 (1978).
 [2] G. Baum *et al.*, *Phys. Rev. Lett.* **51**, 1135 (1983).
 [3] J. Ashman *et al.* (EMC Collaboration), *Nucl. Phys.* **B328**, 1 (1989).
 [4] B. Adeva *et al.* (SMC Collaboration), *Phys. Rev. D* **58**, 112001 (1998).
 [5] P. Anthony *et al.* (E142 Collaboration), *Phys. Rev. D* **54**, 6620 (1996).
 [6] K. Abe *et al.* (E143 Collaboration), *Phys. Rev. D* **58**, 112003 (1998).
 [7] K. Abe *et al.* (E154 Collaboration), *Phys. Rev. Lett.* **79**, 26 (1997).
 [8] P. Anthony *et al.* (E155 Collaboration), *Phys. Lett. B* **463**, 339 (1999).
 [9] P. Anthony *et al.* (E155 Collaboration), *Phys. Lett. B* **493**, 19 (2000).
 [10] K. Ackerstaff *et al.* (HERMES Collaboration), *Phys. Lett. B* **404**, 383 (1997).
 [11] A. Airapetian *et al.* (HERMES Collaboration), *Phys. Rev. D* **75**, 012007 (2007).
 [12] M. Alekseev *et al.* (COMPASS Collaboration), *Phys. Lett. B* **690**, 466 (2010).
 [13] C. Adolph *et al.* (COMPASS Collaboration), *Phys. Lett. B* **753**, 18 (2016).
 [14] C. Adolph *et al.* (COMPASS Collaboration), *Phys. Lett. B* **769**, 34 (2017).
 [15] D. Parno *et al.* (Jefferson Lab Hall A Collaboration), *Phys. Lett. B* **744**, 309 (2015).
 [16] Y. Prok *et al.* (CLAS Collaboration), *Phys. Rev. C* **90**, 025212 (2014).
 [17] N. Guler *et al.* (CLAS Collaboration), *Phys. Rev. C* **92**, 055201 (2015).
 [18] D. de Florian, R. Sassot, M. Stratmann, and W. Vogelsang, *Phys. Rev. Lett.* **113**, 012001 (2014).
 [19] D. de Florian, G. A. Lucero, R. Sassot, M. Stratmann, and W. Vogelsang, *Phys. Rev. D* **100**, 114027 (2019).
 [20] E. R. Nocera, R. D. Ball, S. Forte, G. Ridolfi, and J. Rojo (NNPDF Collaboration), *Nucl. Phys.* **B887**, 276 (2014).
 [21] E. Leader, A. V. Sidorov, and D. B. Stamenov, *Phys. Rev. D* **91**, 054017 (2015).
 [22] N. Sato, W. Melnitchouk, S. E. Kuhn, J. J. Ethier, and A. Accardi (Jefferson Lab Angular Momentum Collaboration), *Phys. Rev. D* **93**, 074005 (2016).
 [23] J. J. Ethier, N. Sato, and W. Melnitchouk, *Phys. Rev. Lett.* **119**, 132001 (2017).
 [24] H. Khanpour, S. Taheri Monfared, and S. Atashbar Tehrani, *Phys. Rev. D* **95**, 074006 (2017).
 [25] A. Khorramian, E. Leader, D. Stamenov, and A. Shabanpour, *Phys. Rev. D* **103**, 054003 (2021).
 [26] C. Bourrely and J. Soffer, *Phys. Lett. B* **740**, 168 (2015).
 [27] H.-W. Lin *et al.*, *Prog. Part. Nucl. Phys.* **100**, 107 (2018).
 [28] M. Salimi-Amiri, A. Khorramian, H. Abdolmaleki, and F. I. Olness, *Phys. Rev. D* **98**, 056020 (2018).
 [29] D. de Florian and W. Vogelsang, *Phys. Rev. D* **99**, 054001 (2019).
 [30] B. Adeva *et al.* (SMC Collaboration), *Phys. Lett. B* **420**, 180 (1998).
 [31] K. Ackerstaff *et al.* (HERMES Collaboration), *Phys. Lett. B* **464**, 123 (1999).
 [32] A. Airapetian *et al.* (HERMES Collaboration), *Phys. Rev. D* **71**, 012003 (2005).
 [33] M. Alekseev *et al.* (COMPASS Collaboration), *Phys. Lett. B* **680**, 217 (2009).
 [34] M. Alekseev *et al.* (COMPASS Collaboration), *Phys. Lett. B* **693**, 227 (2010).
 [35] A. Adare *et al.* (PHENIX Collaboration), *Phys. Rev. Lett.* **106**, 062001 (2011).
 [36] M. Aggarwal *et al.* (STAR Collaboration), *Phys. Rev. Lett.* **106**, 062002 (2011).
 [37] L. Adamczyk *et al.* (STAR Collaboration), *Phys. Rev. Lett.* **113**, 072301 (2014).
 [38] A. Adare *et al.* (PHENIX Collaboration), *Phys. Rev. D* **93**, 051103 (2016).
 [39] A. Adare *et al.* (PHENIX Collaboration), *Phys. Rev. D* **98**, 032007 (2018).
 [40] J. Adam *et al.* (STAR Collaboration), *Phys. Rev. D* **99**, 051102 (2019).
 [41] B. I. Abelev *et al.* (STAR Collaboration), *Phys. Rev. Lett.* **97**, 252001 (2006).
 [42] B. I. Abelev *et al.* (STAR Collaboration), *Phys. Rev. Lett.* **100**, 232003 (2008).
 [43] L. Adamczyk *et al.* (STAR Collaboration), *Phys. Rev. D* **86**, 032006 (2012).
 [44] L. Adamczyk *et al.* (STAR Collaboration), *Phys. Rev. Lett.* **115**, 092002 (2015).

- [45] J. Adam *et al.* (STAR Collaboration), *Phys. Rev. D* **100**, 052005 (2019).
- [46] L. Adamczyk *et al.* (STAR Collaboration), *Phys. Rev. D* **95**, 071103 (2017).
- [47] J. Adam *et al.* (STAR Collaboration), *Phys. Rev. D* **98**, 032011 (2018).
- [48] A. Adare *et al.* (PHENIX Collaboration), *Phys. Rev. D* **76**, 051106 (2007).
- [49] A. Adare *et al.* (PHENIX Collaboration), *Phys. Rev. Lett.* **103**, 012003 (2009).
- [50] A. Adare *et al.* (PHENIX Collaboration), *Phys. Rev. D* **79**, 012003 (2009).
- [51] B. Abelev *et al.* (STAR Collaboration), *Phys. Rev. D* **80**, 111108 (2009).
- [52] L. Adamczyk *et al.* (STAR Collaboration), *Phys. Rev. D* **89**, 012001 (2014).
- [53] A. Adare *et al.* (PHENIX Collaboration), *Phys. Rev. D* **90**, 012007 (2014).
- [54] A. Adare *et al.* (PHENIX Collaboration), *Phys. Rev. D* **93**, 011501 (2016).
- [55] J. Adam *et al.* (STAR Collaboration), *Phys. Rev. D* **98**, 032013 (2018).
- [56] W. Schmidke *et al.*, RHIC polarization for Runs 9-17, Brookhaven National Laboratory Report BNL-209057-2018-TECH, 2018.
- [57] O. Jinnouchi *et al.*, in 16th International Spin Physics Symposium (SPIN 2004) (World Scientific, Singapore, 2004), pp. 515–518, https://doi.org/10.1142/9789812701909_0102.
- [58] H. Okada *et al.*, *Phys. Lett. B* **638**, 450 (2006).
- [59] M. Anderson *et al.*, *Nucl. Instrum. Methods Phys. Res., Sect. A* **499**, 659 (2003).
- [60] M. Beddo *et al.* (STAR Collaboration), *Nucl. Instrum. Methods Phys. Res., Sect. A* **499**, 725 (2003).
- [61] C. Allgower *et al.* (STAR Collaboration), *Nucl. Instrum. Methods Phys. Res., Sect. A* **499**, 740 (2003).
- [62] W. Llope *et al.*, *Nucl. Instrum. Methods Phys. Res., Sect. A* **759**, 23 (2014).
- [63] C. Adler, A. Denisov, E. Garcia, M. J. Murray, H. Strobele, and S. N. White, *Nucl. Instrum. Methods Phys. Res., Sect. A* **470**, 488 (2001).
- [64] M. Cacciari, G. P. Salam, and G. Soyez, *J. High Energy Phys.* **04** (2008) 063.
- [65] M. Cacciari, G. P. Salam, and G. Soyez, *Eur. Phys. J. C* **72**, 1896 (2012).
- [66] B. B. Abelev *et al.* (ALICE Collaboration), *Phys. Rev. D* **91**, 112012 (2015).
- [67] D. de Florian, S. Frixione, A. Signer, and W. Vogelsang, *Nucl. Phys.* **B539**, 455 (1999).
- [68] T. Sjostrand, S. Mrenna, and P. Z. Skands, *J. High Energy Phys.* **05** (2006) 026.
- [69] P. Z. Skands, *Phys. Rev. D* **82**, 074018 (2010).
- [70] J. Adams *et al.* (STAR Collaboration), *Phys. Lett. B* **637**, 161 (2006).
- [71] G. Agakishiev *et al.* (STAR Collaboration), *Phys. Rev. Lett.* **108**, 072302 (2012).
- [72] R. Brun, F. Bruyant, F. Carminati, S. Giani, M. Maire, A. McPherson, G. Patrick, and L. Urban, <https://doi.org/10.17181/CERN.MUHF.DMJ1> (1994).
- [73] D. Cronin-Hennessy, A. Beretvas, and P. Derwent (CDF Collaboration), *Nucl. Instrum. Methods Phys. Res., Sect. A* **443**, 37 (2000).
- [74] See Supplemental Material at <http://link.aps.org/supplemental/10.1103/PhysRevD.103.L091103> for detailed correlation matrices for all measurements.