

Exclusive J/ψ , $\psi(2s)$, and e^+e^- pair production in Au+Au ultra-peripheral collisions at RHIC

STAR Collaboration
(Dated: November 27, 2023)

Measurements of exclusive J/ψ , $\psi(2s)$, and electron-positron (e^+e^-) pair photoproduction in Au+Au ultra-peripheral collisions are reported by the STAR experiment at $\sqrt{s_{\text{NN}}} = 200$ GeV. We report several first measurements at the Relativistic Heavy-Ion Collider, which are i) J/ψ photoproduction with large momentum transfer up to 2.2 (GeV/c) 2 , ii) coherent J/ψ photoproduction associated with neutron emissions from nuclear breakup, iii) the rapidity dependence of incoherent J/ψ photoproduction, iv) the $\psi(2s)$ photoproduction cross section at mid-rapidity, and v) e^+e^- pair photoproduction up to high invariant mass of 6 GeV/c 2 . For measurement ii), the coherent J/ψ total cross section of $\gamma^* + \text{Au} \rightarrow J/\psi + \text{Au}$ as a function of the center-of-mass energy W_{γ^*N} has been obtained without photon energy ambiguities. The data are quantitatively compared with the Monte Carlo models STARlight, Sartre, BeAGLE, and theoretical calculations of gluon saturation with color glass condensate, nuclear shadowing with leading twist approximation, Quantum Electrodynamics, and the Next-to-Leading Order perturbative QCD. At the photon-nucleon center-of-mass energy of 25.0 GeV, the coherent and incoherent J/ψ cross sections of Au nuclei are found to be $71 \pm 10\%$ and $36 \pm 7\%$, respectively, of that of free protons. These data provide an important experimental constraint for nuclear parton distribution functions and a unique opportunity to advance the understanding of the nuclear modification effect at the top RHIC energy.

Keywords: ultra-peripheral collision, vector meson production, parton distribution function, nuclear modification

I. INTRODUCTION

In relativistic heavy-ion collisions, a large fraction of the total cross section is provided by photon-induced interactions, known as ultra-peripheral collisions (UPCs). Typically, UPCs take place when the impact parameter between two colliding nuclei is greater than the sum of their radii. The interaction is initiated by one or more photons emitted from the moving charged ions, where the photon interacts with the other nucleus. Due to the large mass of the heavy nucleus, the emitted photons have very small virtualities and transverse momenta [1, 2]. UPCs are considered clean experimental probes to study cold Quantum Chromodynamics (QCD) in high energy nuclear collisions.

Coherent diffractive Vector Meson (VM) photoproduction (nucleus stays intact), through which the gluon density distribution of the nucleon and nucleus target can be directly probed, has been extensively studied in recent years. Photoproduction of J/ψ has been measured in heavy-ion UPCs with high precision by the Large Hadron Collider (LHC) experiments [3–11]. The resulting cross sections at low momentum fraction x ($10^{-5} - 10^{-3}$) were found to be significantly suppressed with respect to that of a free proton [3, 4, 10–12]. Calculations in the Leading Twist Approximation (LTA) strongly suggest that the suppression is caused by the nuclear shadowing effect [13–15], while other models, e.g., the Color Dipole Model with gluon saturation and nucleon shape fluctuations [16], can also describe the UPC data qualitatively. The mechanism of gluon density modification in the nuclear environment at low- x remains unknown.

Although UPCs provide experimental probes free of

hadronic interactions, previous UPC measurements have an intrinsic ambiguity of the event kinematics. At each nonzero VM rapidity there are two possible photon energies, depending on which nucleus serves as the photon emitter. Therefore, the cross section measurement of VM photoproduction at any given nonzero rapidity includes contributions from a low and a high energy photon. The relative magnitude of the mixing depends solely on the photon flux at a given VM rapidity. Resolving this ambiguity would enable access to a wider phase space in kinematics. In order to understand the underlying physics mechanism of the modified parton density in nuclei, measurements with a wide range of kinematics from low- x to high- x are extremely important, since different physics models dominate at different kinematics. It has been suggested in Refs. [17, 18] that neutron emission from Coulomb excitation can be used to resolve the photon energy ambiguity.

Previous UPC measurements have mostly focused on coherent VM photoproduction, while the incoherent process has not been measured in detail (nucleus breaks up). However, the incoherent process has recently attracted increasing interest. Based on the Good-Walker paradigm [19], the incoherent VM cross section is sensitive to the event-by-event fluctuation of nuclear parton densities [20]. Measurements of incoherent photoproduction have been proposed to investigate nuclear deformation, which is difficult to study in low energy nuclear experiments, as well as to study sub-nucleonic parton density fluctuations to understand the initial state condition of heavy-ion collisions [21].

At the Relativistic Heavy Ion Collider (RHIC) energy of $\sqrt{s_{\text{NN}}} = 200$ GeV, the kinematic phase space

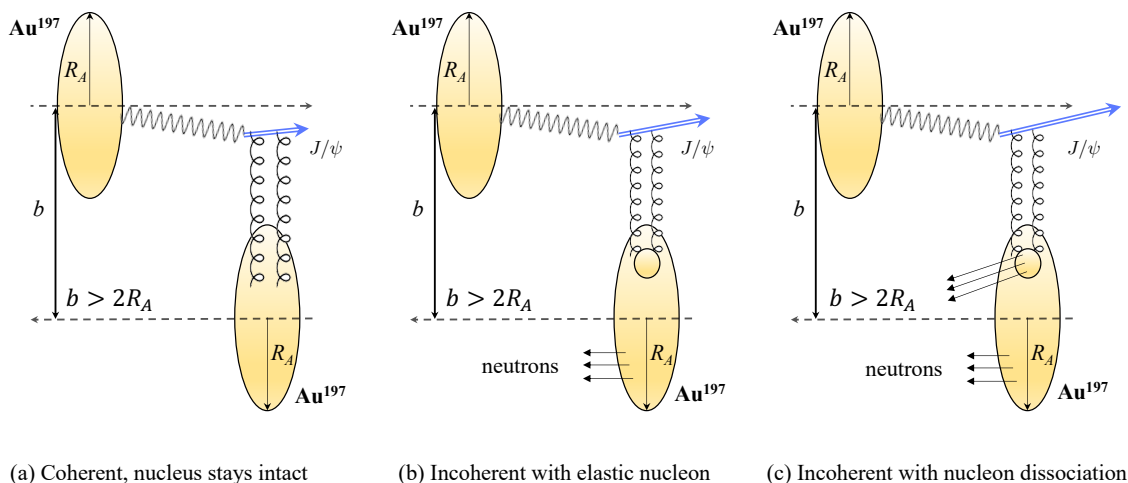


FIG. 1. Ultra-peripheral collisions at relativistic heavy ion colliders. (a) Coherent J/ψ photoproduction in Au+Au collisions where the nucleus stays intact; Coulomb excitation via soft photon exchange can break up the nucleus (not shown); (b) incoherent J/ψ photoproduction where the leading nucleon stays intact but the nucleus breaks up; (c) incoherent J/ψ photoproduction where the leading nucleon dissociates and the nucleus breaks up.

covered by the STAR experiment is complementary to that of the LHC. The per-nucleon center-of-mass energy, $W_{\gamma*N}^1$, is 15–41 GeV within the J/ψ rapidity range $|y| < 1.0$, which is similar to the previous STAR measurement of J/ψ photoproduction in the deuteron system [22]. The STAR kinematic region is at the transition ($x_{\text{parton}} \sim 0.01$) between high- x and low- x . In addition, the J/ψ momentum transfer $-t \simeq p_T^2$ distribution can be measured at high p_T^2 with high precision, in a region expected to be sensitive not only to nucleon position fluctuations but also sub-nucleonic parton density event-by-event fluctuations. Different physics processes dominate in different regions of p_T^2 . There are generally 3 types of processes, as illustrated in Fig. 1:

- **Coherent** J/ψ production at low p_T^2 ($\lesssim 0.02$ (GeV/c)²), where both nuclei stay intact; however, the nucleus can be broken up by additional soft photons via Coulomb excitation; the primary interaction is on the nucleus level.
- **Incoherent elastic** J/ψ production via elastic photon-nucleon scattering at intermediate p_T^2 ($\sim 0.02 - 0.5$ (GeV/c)²), where the target nucleus may break up into fragments; the primary interaction is on the nucleon level.
- **Incoherent dissociative** J/ψ production with nucleon dissociation at high p_T^2 ($\gtrsim 0.5$ (GeV/c)²), where the leading nucleon (the nucleon undergoes a hard scattering) breaks up.

¹ $W_{\gamma*N}$ is defined as $W_{\gamma*N} = \sqrt{2 \langle E_N \rangle M_{J/\psi} e^{-y}}$, where E_N is the per-nucleon energy, $M_{J/\psi}$ and y are the mass and rapidity of J/ψ particle.

Note that the difference in Fig. 1 (b) and (c) is not distinguishable event-by-event with the current detector setup in STAR.

In this paper, we report measurements of both coherent and incoherent J/ψ photoproduction in Au+Au UPCs at $\sqrt{s_{NN}} = 200$ GeV. The measurements are differential in momentum transfer p_T^2 and rapidity y , and performed for different neutron emission classes. Furthermore, we report the first measurement of $\psi(2s)$ photoproduction at RHIC and measurements of the Quantum Electrodynamics (QED) process $\gamma\gamma \rightarrow e^+e^-$ in the invariant mass m_{ee} range of 2-6 GeV/c².

This paper is organized as follows: In Sec. II, theoretical models that are quantitatively compared to the measured data are introduced. In Sec. III, a brief description of the STAR detector is given. The data analysis is described in Sec. IV, including details of signal extractions and cross sections and a summary of systematic uncertainties. In Sec. V, the main results are shown, followed by physics discussions and model validations in Sec. VI. Finally, a summary and outlook are discussed in Sec. VII.

II. THEORETICAL MODELS

Theoretical models provide important guidance for interpreting the data. In this paper, the data have been compared quantitatively to several different models. The models considered with brief descriptions are as follows:

- **STARlight.** A Monte Carlo event generator for simulating ultra-peripheral collisions in relativistic heavy-ion collisions [2]. It calculates the photon flux generated by heavy nuclei or protons via the equivalent photon approximation, requiring that there is no hadronic interaction, which is used in

this analysis to derive the photon-nucleon cross section. The STARlight program can generate different UPC processes, e.g., VM photoproduction, QED two-photon ($\gamma\gamma$) processes, etc. The fundamental cross section for VM photoproduction, e.g., J/ψ in this analysis, is based on parameterized γp cross sections from HERA [23, 24], nuclear form factors, and the photon flux. This model serves as a baseline for additional nuclear effects. In addition, the STARlight model, after tuning to describe the data, is used with the STAR detector simulation to correct detector effects in this analysis.

- **Sartre.** A Monte Carlo model for gluon saturation physics via exclusive VM photo- and electroproduction in photon-nucleus collisions. The model applies nonlinear gluon evolution to calculate the scattering amplitude of a color-dipole, provided by the photon, and a target at a given impact parameter. Based on the Good-Walker paradigm, the model can predict both coherent and incoherent VM production, where the coherent process probes the average gluon density and the incoherent process is sensitive to the density fluctuation. Also known as the hot-spot model, the mechanism in incoherent VM production implements fluctuations of the parton and nucleon positions inside of a nucleon and a nucleus, respectively, their gluon densities, and their associated saturation scale Q_s . For this analysis, the comparisons to the measured data are based on Refs. [25, 26]. This model is only valid for parton momentum fraction $x_{\text{parton}} < 0.01$, while it is compared with the STAR data at $x_{\text{parton}} \sim 0.03$. The small mismatch to the data's kinematics needs to be taken into account when interpreting the data.
- **Color Glass Condensate (CGC).** This is a theoretical calculation that has the same fundamental saturation physics mechanism as described in the Sartre model. Additionally, the CGC prediction for UPC J/ψ photoproduction has implemented the finite transverse momentum of the quasi-real photon and quantum interference effect when the UPC takes place in symmetric collision systems. For this analysis, the comparisons to the measured data are based on Ref. [27]. Similar to the Sartre model, the calculation is only valid for parton momentum fraction $x_{\text{parton}} < 0.01$ [27].
- **Nuclear Shadowing model with Leading Twist Approximation (LTA).** Nuclear shadowing model with Leading Twist Approximation (LTA) is a theoretical model based on Gribov-Glauber theory, the QCD factorization theorem, and HERA diffractive parton distribution functions (PDFs). For photoproduction of J/ψ in UPCs, the LTA predicts the cross section by dynamically modelling the multi-nucleon interaction at high energy.

The case of no nuclear effects, the Impulse Approximation (IA), only considers a single nucleon interaction without final-state interactions. For this analysis, the comparisons to the measured data are based on Refs. [17, 18, 28].

- **BeAGLE.** A general-purpose electron-nucleus ($e+A$) model, BeAGLE [29] is used for the description of incoherent photoproduction only. Details of this model are given in Refs. [29–33]. The comparison to heavy-ion ($A+A$) UPC cross sections is done by correcting the photon flux from $e+A$ to $A+A$, where the $e+A$ photon flux is based on PYTHIA 6 [34] and the $A+A$ UPC photon flux is provided by the STARlight generator. BeAGLE uses the FLUKA program [35, 36] to describe neutron emission from nuclei. For this analysis, the comparisons to the measured data are based on Ref. [29].
- **QED.** Results for the purely QED process $\gamma\gamma \rightarrow e^+e^-$ are compared with a lowest-order QED calculation by Zha et.al [37, 38]. The QED physics determining the photon flux follows the general principle of Weizsacker-Williams [39, 40], treating the electromagnetic fields in relativistic heavy-ion collisions as quasi-real photons.
- **Next-to-Leading Order (NLO) pQCD.** Based on the nuclear PDF EPPS21 [41], the nuclear form factor, and the photon flux, the first NLO pQCD calculation for RHIC UPCs makes use of parameters that were constrained by the LHC data. For this analysis, the comparisons to the measured data are based on Refs. [42, 43].

Note that each model has limitations and they are only compared to the data in applicable observables and kinematic regions.

III. DETECTOR

The Solenoidal Tracker At RHIC (STAR) detector [44] and its subsystems have been thoroughly described in previous STAR papers [45, 46]. This analysis utilizes several subsystems of the STAR detector. Charged particle tracking, including transverse momentum reconstruction and charge sign determination, is provided by the Time Projection Chamber (TPC) [47] positioned in a 0.5 Tesla longitudinal magnetic field. The TPC volume extends from 50 to 200 cm from the beam axis and covers pseudorapidities $|\eta| < 1.0$ and the full azimuthal angle (ϕ) range. The TPC also provides particle energy loss information (dE/dx) used for particle identification. Surrounding the TPC is the Barrel Electromagnetic Calorimeter (BEMC) [48], which is a lead-scintillator sampling calorimeter approximately 20 radiation lengths in depth. The BEMC is segmented into 4800 optically isolated towers covering the full azimuthal

angle for pseudorapidities $|\eta| < 1.0$. Between the TPC and BEMC is the Time Of Flight (TOF) system [49]. It is finely segmented in η and ϕ and provides timing signals for charged particles in the range $|\eta| < 0.9$. There are two Beam-Beam Counters (BBCs) [50], one on each side of the central STAR detector along the beam line, covering a pseudorapidity range of $3.4 < |\eta| < 5.0$. There are also two Zero Degree Calorimeters (ZDCs) [44], located ± 18 m from the center of STAR along the beam line, used to tag forward neutrons and monitor the luminosity. The BEMC, TOF, BBCs and ZDCs provide fast signals which are used for triggering the STAR readout.

IV. DATA ANALYSIS

A. Data selection

The UPC data were collected by the STAR experiment during the 2016 Au+Au run, corresponding to an integrated luminosity of 13.5 nb^{-1} and approximately 24×10^6 UPC J/ψ -triggered events. J/ψ candidates are selected via the electron decay channel $J/\psi \rightarrow e^+e^-$. Based on this channel, the UPC J/ψ trigger is defined by BEMC energy deposits greater than ≈ 0.7 GeV in back-to-back azimuthal sextants of the BEMC. The TOF is required to have a hit multiplicity in the range of 2 to 6, and the BBCs are required to have no signal. The BBC veto and upper limit on TOF multiplicity reject most hadronic Au+Au collisions.

Offline, pairs of tracks from a vertex within 100 cm of the center of STAR are considered. The tracks must extrapolate to energy deposits in the BEMC consistent with the trigger. The tracks must have at least 15 points in the TPC to provide good momentum resolution, and at least 11 dE/dx measurements to provide good particle identification, out of a possible 45. The measure dE/dx information for a track was expressed as a number of standard deviations from a particle identity hypothesis A , $n\sigma_A$. A measure of quality for the hypothesis for a pair is $\chi_{AB}^2 = (n\sigma_A)^2 + (n\sigma_B)^2$. Tracks consistent with electron pairs were selected by requiring $\chi_{ee}^2 < 10$ and those consistent with pion pairs were rejected by requiring $\chi_{ee}^2 < \chi_{\pi\pi}^2$. Events with more than 6 significant energy deposits in the BEMC were rejected, providing further elimination of hadronic Au+Au collisions. The back-to-back requirement in the trigger is inefficient for low mass m_{ee} , low p_T pairs, thus only pairs with $m_{ee} > 2 \text{ GeV}/c^2$ are included in this analysis. After applying all selection criteria, the sample includes approximately 3.9×10^4 pairs, 7.9×10^3 of which are in the J/ψ mass range of $3.0 < m_{ee} < 3.2 \text{ GeV}/c^2$.

The selected pairs are predominantly opposite-sign e^+e^- , containing the physics processes of interest. A few percent of the pairs are like-sign, e^+e^+ or e^-e^- . These are taken as an estimate of combinatorial background. For all measurements, like-sign pairs are subtracted from opposite-sign for final data distributions, e.g. m_{ee} or p_T .

B. Simulation

In order to correct detector effects, the STARlight model that generates the J/ψ decay to two electrons and background contributions have been passed through STAR detector simulations. Specifically, the following processes with final state e^+e^- are simulated:

- Coherent $J/\psi \rightarrow e^+e^-$
- Incoherent $J/\psi \rightarrow e^+e^-$ with elastic nucleon
- Incoherent $J/\psi \rightarrow e^+e^-$ with nucleon dissociation
- Coherent $\psi(2s) \rightarrow e^+e^-$
- Coherent $\psi(2s) \rightarrow J/\psi + X$, followed by $J/\psi \rightarrow e^+e^-$ (feeddown)
- Two-photon interaction $\gamma\gamma \rightarrow e^+e^-$

As noted above, STARlight provides the basis of events used for simulation. However, two of these processes are not included in the STARlight program. The feed-down process $\psi(2s) \rightarrow J/\psi + X$ is modeled which uses the STARlight output from $\psi(2s) \rightarrow e^+e^-$ to define the $\psi(2s)$ momentum vector and then generates the $J/\psi + X$ final state. The incoherent J/ψ with nucleon dissociation is obtained by reweighting the STARlight elastic incoherent J/ψ p_T distribution to the H1 nucleon dissociation parameterization [51].

Two improvements were made to the generated samples. First, the STARlight p_T distributions of pairs from coherent J/ψ and the two-photon processes have higher p_T than observed in the data. The STARlight events were reweighted by a factor of $e^{-\Delta B p_T^2}$ to describe the data, with $\Delta B = 165 \text{ (GeV}/c)^{-2}$ for coherent J/ψ and $\Delta B = 260 \text{ (GeV}/c)^{-2}$ for the two-photon process. Second, the detector materials that can cause bremsstrahlung are not perfectly described by the STAR GEANT simulation, and STARlight does not include radiative processes such as $J/\psi \rightarrow e^+e^-\gamma$. To account for this, a parallel sample of each process was made, with one electron replaced with an electron plus photon adding to the same energy. The photons were generated with a bremsstrahlung energy spectrum [52].

The generated events were passed through the simulation chain of the STAR detector. Data from an zero-bias sample (triggered on colliding bunch crossing only) of events recorded by STAR were added to the simulated events to reproduce the underlying activity in the TPC during RHIC operation. The output of this was passed through the same reconstruction algorithms as used for the data.

The reconstructed simulation events were selected using the same track and vertex criteria as applied to the data. The trigger energy efficiency was measured using the data and applied to the simulated events as a weight. Similarly, the efficiency of matching tracks to BEMC energy deposits was determined using e^+e^- pairs from a

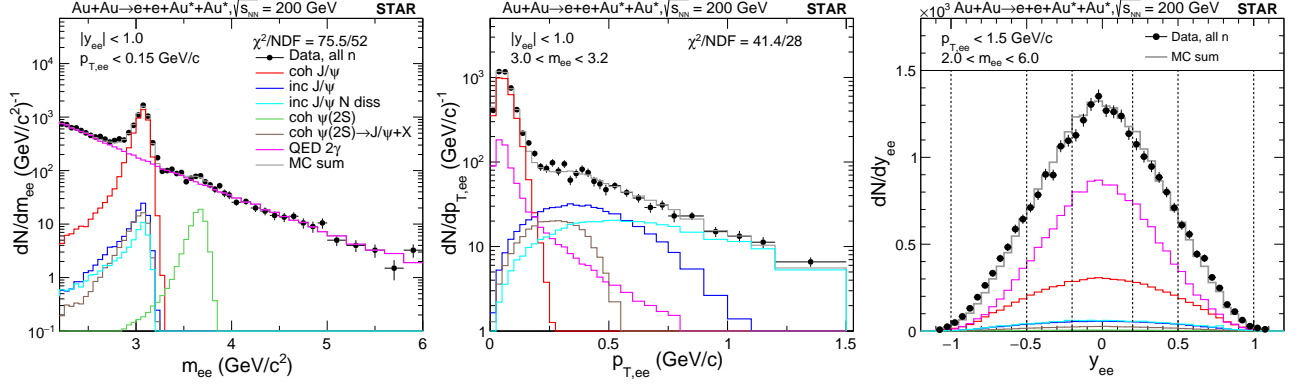


FIG. 2. Invariant mass m_{ee} , transverse momentum $p_{T,ee}$, and rapidity y_{ee} of the electron pair candidates from Au+Au UPCs at $\sqrt{s_{NN}} = 200$ GeV. They are shown in the left, middle, and right panel, respectively. Template fits from J/ψ coherent and incoherent production, QED processes, and $\psi(2s)$ are included. Only statistical uncertainties are shown as vertical bars.

sample of data based on TOF triggering and selection. This efficiency was also applied by weighting the simulated events. The selected and weighted events were used to create template invariant mass and p_T of the pair m_{ee} and p_T distributions for each simulated process.

C. Signal extraction

Figure 2 shows the pair mass m_{ee} , transverse momentum $p_{T,ee}$, and rapidity y_{ee} distributions. The mass distribution shown considers only pairs at low $p_T < 0.15$ GeV/c, where the coherent J/ψ and $\gamma\gamma \rightarrow e^+e^-$ processes dominate. The p_T distribution is in the J/ψ mass range of $3.0 < m_{ee} < 3.2$ GeV/c². The rapidity distribution includes the full selected data sample and shows the bins used for further analysis: $|y_{ee}| < 0.2$, $0.2 < |y_{ee}| < 0.5$, and $0.5 < |y_{ee}| < 1$.

Shown in Fig. 2 are the process templates from the simulation. Their sum is fit to the data m_{ee} and p_T distributions by χ^2 minimization. It determines the fraction of extra radiative processes; the result is sufficient to account for the extra radiative effects and bremsstrahlung. The sums of all processes are also shown in Fig. 2, demonstrating a good description of the data. The rapidity distribution, not used for the fitting, demonstrates the quality of the fit.

The fit templates are used to subtract backgrounds to the physics processes of interest. For J/ψ p_T distributions, the two-photon and $\psi(2s)$ templates are subtracted from the data. For two-photon m_{ee} distributions, templates for all other processes are subtracted from the data. The statistical uncertainty from the fit for each subtracted template contributes to the systematic uncertainty.

The simulated distributions are also used to determine acceptance corrections. The corrections are applied bin-by-bin to the p_T and m_{ee} distributions. The efficiency of the TOF ≥ 2 hits requirement in the trigger was deter-

mined using a TOF-independent trigger, such that the TOF requirement is a complete subset of this trigger; the losses due to the ≤ 6 TOF hits and BBC vetoes were measured using a sample of zero-bias events (triggered on colliding bunch crossing only). These two factors were applied as scale factors to the final cross sections.

J/ψ production is measured as a doubly differential cross section $d^2\sigma/dp_T^2 dy$. The cross section for each p_T^2, y bin i is calculated as:

$$\frac{d^2\sigma}{dp_T^2 dy_i} = \frac{N_{raw,i}}{\epsilon_{trig} \cdot corr_i \cdot L \cdot BR \cdot \Delta p_{T,i}^2 \cdot 2\Delta y_i} \quad (1)$$

where:

- $N_{raw,i}$ is the number of data events in bin i
- ϵ_{trig} is the scale factor correction for trigger efficiency
- $corr_i$ is the acceptance and efficiency correction for bin i
- L is the total luminosity
- $BR = 5.97\%$ is the branching ratio for $J/\psi \rightarrow e^+e^-$ [53].
- $\Delta p_{T,i}^2$ and Δy_i are the widths of p_T^2, y bin i ; the factor of 2 accounts for events with $y < 0$ and $y > 0$.

The QED two-photon process is measured as a differential cross section $d\sigma/dm_{ee}$. The cross section for each m_{ee} bin i is calculated as:

$$\frac{d\sigma}{dm_{ee,i}} = \frac{N_{raw,i}}{\epsilon_{trig} \cdot corr_i \cdot L \cdot \Delta m_{ee,i}} \quad (2)$$

where $\Delta m_{ee,i}$ is the width of bin i .

The fit templates are also used to separate the coherent and incoherent components of J/ψ production, as described in Section V B. The measured distributions

$d^2\sigma/dp_T^2 dy$ are integrated over a range of p_T^2 , and the templates fit to the differential cross section are used to extrapolate the unmeasured region at low p_T and subtract the contribution from the other component. This gives the differential cross sections $d\sigma/dy$ for coherent and incoherent J/ψ production.

D. Neutron tagging

The left panel of Fig. 3 shows the pulse height distribution from one of the ZDCs in the selected sample. A clear single-neutron peak at ADC = 50 is evident, well separated from the peak near zero; a two-neutron peak at ADC = 120 is also visible. The inset shows the full ADC range, exhibiting an endpoint at a pulse height corresponding to ~ 80 neutrons. The distribution from the other ZDC is similar. A neutron is defined as having a hit with a pulse height greater than 15 ADC counts in the ZDC, shown by the dashed line in the figure.

Neutron emissions in UPCs can provide insights to the VM production mechanism and impact parameter between the two nuclei beams. Specifically, they are categorized by their pattern of neutron emission along the beamline, which is measured by the ZDC hits on either side of the central detector, labeled as $0n$ (no hit) or Xn (≥ 1 neutron) for each ZDC. The categories are: i) $0n0n$, neither ZDC hit; ii) $0nXn$, one ZDC hit, one not hit; iii) $XnXn$, both ZDCs hit. The sum of i) to iii) is denoted as $all\ n$. The distribution of measured hit patterns for the full data sample is shown by the uncorrected distribution in the right of Fig. 3.

Activity from other processes in the same RHIC bunch crossing as the triggered event may include ZDC hits. These will cause migrations to ZDC categories different from those of the triggered event. The migrations will be to higher ZDC multiplicity, i.e. $0n0n$ to $0nXn$ and $XnXn$, $0nXn$ to $XnXn$. Using a sample of zero-bias events the rate of overlaps was measured to be $f_1 = 3.8\%$ for a single hit in each of the ZDCs and not the other, and $f_2 = 0.4\%$ for hits in both ZDCs; the probability of no overlaps is then $f_0 = 1 - 2f_1 - f_2 = 92\%$. This determines the migration between neutron categories; the possibilities, with their probabilities in parentheses, are as follows:

- A $0n0n$ event will remain a $0n0n$ event if there is no overlap (f_0), migrate to a $0nXn$ event if there is a single hit overlap in either ZDC ($2f_1$), or migrate to an $XnXn$ event if there is a double hit overlap (f_2).
- A $0nXn$ will remain a $0nXn$ event if there is no overlap or a single hit overlap in the same ZDC ($f_0 + f_1$), or migrate to an $XnXn$ event if a single hit overlap is in the opposite ZDC or if there is a double hit overlap ($f_1 + f_2$).
- An $XnXn$ event will always remain an $XnXn$ event (1).

This can be written in matrix form, determining the numbers of measured events M_{category} from the numbers of true events N_{category} :

$$\begin{pmatrix} M_{0n0n} \\ M_{0nXn} \\ M_{XnXn} \end{pmatrix} = \begin{pmatrix} f_0 & 0 & 0 \\ 2f_1 & f_0 + f_1 & 0 \\ f_2 & f_1 + f_2 & 1 \end{pmatrix} \cdot \begin{pmatrix} N_{0n0n} \\ N_{0nXn} \\ N_{XnXn} \end{pmatrix}.$$

The matrix can be inverted to determine the numbers of true categories from the measured ones. As an example, the corrected distribution for the full data sample is shown in the right of Fig. 3. It shows the expected pattern, with the number of uncorrected $0n0n$ events less than the corrected, and the number of uncorrected $XnXn$ events is greater than the corrected.

Figure 3 demonstrates the migration correction as applied to the total number of selected events. For the m_{ee} and p_T^2 distributions, the same procedure was applied to each bin of the measured $0n0n$, $0nXn$, and $XnXn$ distributions, resulting in the corrected distributions for the three neutron categories.

E. Coherent J/ψ cross sections in γ +Au collisions

In heavy-ion UPCs, the hard photon may be emitted by either beam nucleus, which would interact with the other nucleus. The cross section for coherent J/ψ photoproduction as a function of rapidity y , for a neutron emission pattern $ntag$, is the sum of these two processes [17]:

$$\frac{d\sigma_{AuAu}^{ntag}}{dy} = \Phi_{T,\gamma}^{ntag}(k_+) \cdot \sigma_{\gamma Au}(W_+) + \Phi_{T,\gamma}^{ntag}(k_-) \cdot \sigma_{\gamma Au}(W_-) \quad (3)$$

Here $\Phi_{T,\gamma}^{ntag}(k)$ is the differential flux of hard photons based on STARlight [2], dN_γ/dy with energy $k_\pm = 1/2M_{J/\psi}e^{\mp y}$, and $\sigma_{\gamma Au}(W)$ is the γ +Au cross section at photon-nucleus center-of-mass energy $W_\pm^2 = 4E_N k_\pm$. The \pm of the energy corresponds to the ambiguity of the photon energy at a given rapidity due to the symmetric beam condition in Au+Au UPCs. Assuming the fundamental cross section of coherent J/ψ photoproduction is independent of neutron emissions from mutual Coulomb excitation and photon fluxes are dependent on the neutron emissions, the two unknown cross sections in this equation can be resolved.

For coherent J/ψ production, neutron emission occurs through Coulomb excitation of the nuclei via exchange of soft photons. The different patterns of neutron emission result from different soft photon exchanges at varying impact parameters between the nuclei. The different impact parameters determine different hard photon fluxes for each neutron category, $\Phi_{T,\gamma}^{ntag}$. For the three neutron categories defined in this data set, $ntag = 0n0n$, $0nXn$, and $XnXn$, the three equations Eq. 3 are independent. A best fit determines the two $\sigma_{\gamma Au}(W_\pm)$ in terms of the three measured $d\sigma_{AuAu}^{ntag}/dy$.

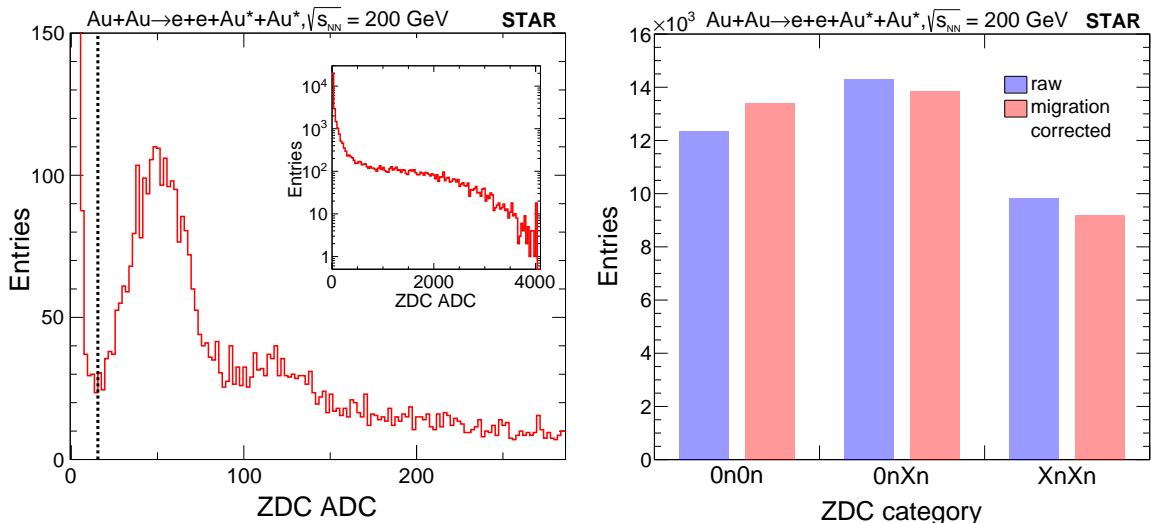


FIG. 3. Left: the Analog-to-Digital Count (ADC) distribution from a Zero Degree Calorimeter (ZDC) in Au+Au UPCs at $\sqrt{s_{\text{NN}}} = 200$ GeV. The separation between the noise peak near ADC = 0 and single neutron peak near ADC = 50 is clear. The inset shows the full ADC range with a cutoff corresponding to ~ 80 neutrons. Right: the ZDC category in terms of how many neutrons (0 or X) are shown before and after migration correction.

Note that this method only applies to coherent J/ψ photoproduction. In incoherent J/ψ photoproduction, mechanisms other than Coulomb excitation can result in nuclear breakup and associated final state neutrons. This observed pattern of neutron emission $ntag$ is no longer directly related to the impact parameter constraints from Coulomb excitation, and does not define the hard photon flux in Eq. 3.

F. Systematic uncertainties

The systematic uncertainties on differential cross sections of J/ψ and $\gamma\gamma \rightarrow e^+e^-$ are investigated separately. Some systematic uncertainty sources are found to be p_T^2 or m_{ee} dependent, which are presented bin-by-bin in the results shown later. Other sources are applied as an overall scale. Below, a brief description of each uncertainty source is discussed.

Several factors contribute to the acceptance and efficiency corrections for pair m_{ee} and p_T distributions. The trigger energy efficiency was modeled with an error function. The uncertainty of trigger efficiency on cross sections was determined by varying the BEMC tower energy threshold by 0.11 GeV as the energy resolution of the BEMC, and results in cross section uncertainties $\sim 8\%$; it is greater at low m_{ee} close to the trigger threshold. The efficiency of matching tracks to BEMC energy deposits is evaluated with TOF matched electrons in the data, re-summing in an uncertainty of $\sim 5\%$ on pair reconstruction efficiency. The uncertainty on weighting of STARlight to match p_T distributions is only significant on the steeply falling coherent J/ψ peak near $p_T \approx 0.1$ GeV/c, where

the pair uncertainty is up to 15%. The uncertainty from additional radiative events in the simulation has an uncertainty of $\sim 2\%$ on the pair acceptance.

The background subtraction with fit templates described in Section IV C has a statistical uncertainty from the fit. It is largest in the region of $\psi(2s)$ feed-down, $0.2 < p_T < 0.4$ GeV/c, where it reaches $\sim 10\%$ for all neutron categories except for $0n0n$ where it dominates and reaches $\sim 50\%$. The uncertainty from background subtraction is $< 2\%$ outside this p_T region. For the $\gamma\gamma m_{ee}$ distributions the J/ψ region is not reported and the background subtraction outside this region is also negligible.

There is an overall 4% uncertainty on track and vertex reconstruction efficiency, which is found to be the same as in Ref. [22] as the data were taken in the same run period.

There is uncertainty on the J/ψ photoproduction cross section in $\gamma^* + \text{Au} \rightarrow J/\psi + \text{Au}$ from the photon flux used in extracting this cross section. It is estimated by varying the Au radius ± 0.5 fm, the same method as adopted in Ref. [22]. The uncertainty on the cross section is found to be up to 3.5%.

There is an uncertainty of 10% on the luminosity measurement, resulting in a scale uncertainty of 10% on all cross sections, which is not displayed with the data. All other uncertainties are shown with the displayed data points for all results presented hereafter. All systematic uncertainty sources are added in quadrature to obtain the total systematic uncertainty, which has an average value of $\sim 13.2\%$. See Table I for a summary of uncertainty on the cross section measurements.

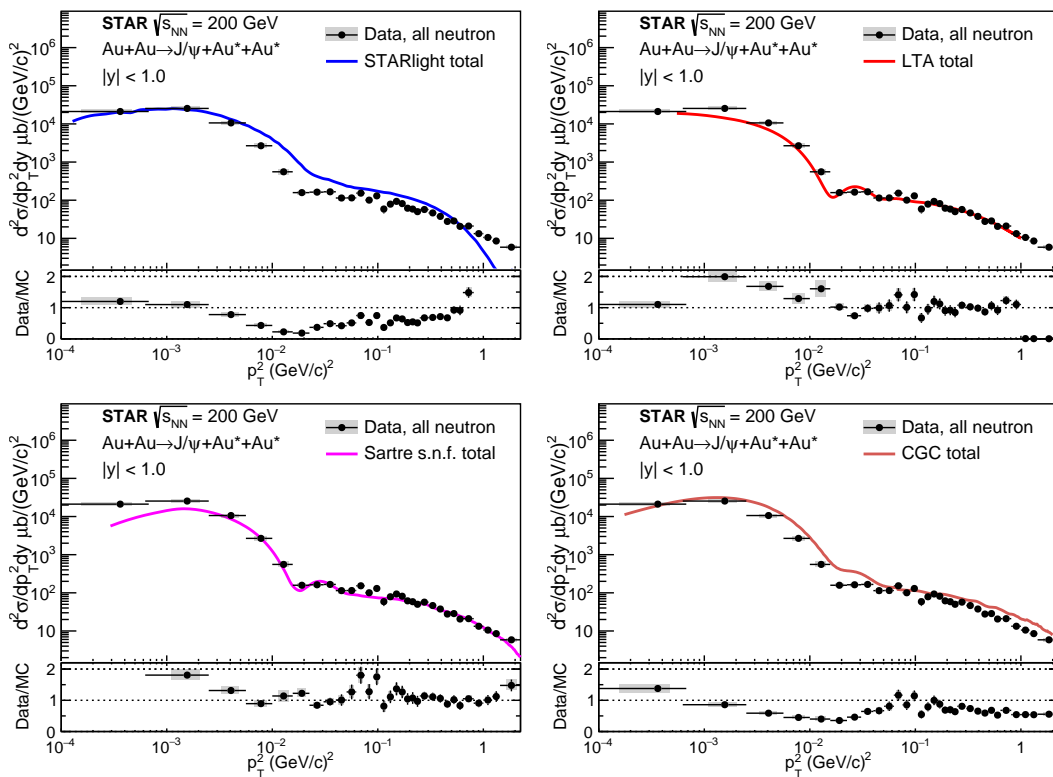


FIG. 4. Differential cross section $d^2\sigma/dp_T^2 dy$ of J/ψ photoproduction as a function of p_T^2 ($0.005 < p_T^2 < 2.2$ (GeV/c) 2) in Au+Au UPCs at $\sqrt{s_{NN}} = 200$ GeV. The rapidity of the J/ψ is $|y| < 1.0$ and averaged W_{γ^*N} is 25.0 GeV. MC model STARlight (upper left), nuclear shadowing of leading twist approximation calculation (upper right), Sartre MC prediction (lower left), and the color-glass-condense prediction (lower right) are compared with the data, presented as lines. Statistical uncertainty is represented by the error bars, and the systematic uncertainty is denoted as boxes. Ratio between data and models is shown in the lower sub-panel of each figure. There is a systematic uncertainty of 10% from the integrated luminosity that is not shown.

TABLE I. Summary of systematic uncertainty of J/ψ and e^+e^- photoproduction in Au+Au UPCs. Systematic uncertainty values are quoted for an average of each source, which are added in quadrature to be the total uncertainty.

Systematic sources	Errors
Trigger Efficiency (%)	8
BEMC Matching Efficiency (%)	5
Model template (%)	2
Electron Bremsstrahlung (%)	2
Signal Extraction (%)	2
Reconstruction efficiency (%)	4
Luminosity (%)	10
Total Uncertainty (%)	14.7

V. RESULTS

A. Momentum transfer distributions

The square of the four-momentum transferred, $-t$, between the incoming and outgoing nucleus (transferred along the gluon lines in Fig. 1) characterizes the underlying nuclear geometry and its fluctuation in photon-nucleus interactions. It has both longitudinal and transverse components:

$$t = t_{\parallel} + t_{\perp}, \quad (4)$$

$$-t_{\parallel} = M_{J/\psi}^2 / (\gamma^2 e^{\pm y}), \quad (5)$$

$$-t_{\perp} = p_T^2. \quad (6)$$

Here γ is the Lorentz boost of the beam nuclei. At the top RHIC energy, t_{\parallel} is negligible due to the large γ factor, thus,

$$-t \approx p_T^2, \quad (7)$$

where p_T is the transverse momentum of the J/ψ . The measured p_T^2 of the J/ψ deviates slightly from $-t$ due to the transverse momentum of the hard photon emitted by

the other nucleus, on average ~ 30 MeV/c. However, this smearing due to the photon p_T is relatively small and is included in some model calculations [2, 20, 27], which can be directly compared to the measured p_T^2 distributions of the J/ψ in the data.

In Fig. 4 and Fig. 5, the J/ψ differential cross section, $d^2\sigma/dp_T^2 dy$ over the full measured range of $p_T^2 < 2.2$ (GeV/c) 2 and the low momentum transfer range $p_T^2 < 0.12$ (GeV/c) 2 is shown, respectively. The data are identical among the four panels, where each panel shows a comparison to a different theoretical model, indicated by the legend. At lowest p_T^2 , the data exhibit a steep peak characteristic of coherent J/ψ photoproduction. As p_T^2 increases the data follow a softly falling exponential, indicative of incoherent photoproduction with scattering off individual nucleons in the nucleus. At higher p_T^2 , the distribution flattens in the region where the scattered nucleon dissociates. The models compared with the data are the STARlight event generator, nuclear shadowing model LTA with weak shadowing mode, Sartre model with sub-nucleonic fluctuations, and CGC calculation with sub-nucleonic fluctuations. All models exhibit similar feature as the data, while the second peak or shoulder structure is caused by the coherent contribution. Furthermore, all models are presented with coherent, incoherent, and total cross sections in Fig. 5, while only the total cross sections are shown in Fig. 4. Ratios of data to the model total cross sections are shown at the bottom of each panel, where the model values are calculated by the integral of each bin instead of at the bin center.

Based on the data and model comparisons, the prediction of Sartre and LTA are found to be better in describing the magnitudes and slopes of the coherent and incoherent components. The Sartre model has the same underlying physics model as the CGC framework with minor differences in the implementation. The CGC additionally accounts for the initial photon transverse momentum and interference effects. Both models consider the i) nonlinear gluon evolution in the target nucleus and ii) sub-nucleonic gluon density fluctuations. The CGC calculation overpredicts the cross section by a factor of ~ 1.5 at low (~ 0.01 (GeV/c) 2) and high (> 1 (GeV/c) 2) p_T^2 when compared to the data. The same overprediction factor has been found in comparison to the LHC data [27]. Note that this prediction is explicitly made for the RHIC UPC measurement.

Figure 6 shows the p_T^2 distributions for all four neutron categories over the full rapidity range $|y| < 1$. The distinction between the coherent peak and incoherent tail is clearly visible due to the large difference in the slope, suggesting that the total cross section for each process can be measured with minimal extrapolation. The template fits to the cross section for coherent and incoherent J/ψ production and their sum are also shown in Fig. 6. The coherent cross section is determined by integrating the data over $p_T^2 < 0.09$ (GeV/c) 2 and subtracting the incoherent template over the same range.

The incoherent cross section is obtained by integrating the data over $p_T^2 > 0.025$ (GeV/c) 2 and subtracting the coherent template over the same range. To account for the low p_T^2 region, the cross section is scaled by the ratio of the incoherent template integrated over all p_T^2 to that of $p_T^2 > 0.025$ (GeV/c) 2 . These cross sections were measured for each of the three rapidity bins, resulting in the differential cross sections $d\sigma/dy$.

B. Rapidity distributions

In Fig. 7, the differential cross section, $d\sigma/dy$, of J/ψ photoproduction in the coherent (top left) and incoherent (top right) processes are presented. The incoherent to coherent ratio is shown in the bottom panel. The measurements are also separated in different neutron emission configurations. The CGC calculation predicts that the ratio between the rapidity-dependent cross sections for incoherent and coherent J/ψ photoproduction is 40%, which is supported by the STAR data shown in Fig. 7, as opposed to 20% [27]. Although this is model dependent, the enhancement of incoherent cross section has been regarded as a result of the sub-nucleonic parton density fluctuation observed in the HERA data [54].

Although both coherent and incoherent photoproduction of J/ψ can be associated with neutron emissions, the underlying mechanisms are fundamentally different. For the coherent process, by definition, the target nucleus stays intact in J/ψ production (in the Good-Walker paradigm [19]); however, additional soft photons can be emitted by either nucleus, which can excite one or both nuclei to break up and emit neutrons. Therefore, the differences among different neutron classes in coherent cross sections are purely due to the different probability of Coulomb excitation for a given impact parameter, which is independent of the J/ψ production. On the other hand, neutron emission associated with incoherent J/ψ production is more directly related to the hard scattering. When the nucleus breaks up, the fragments very often include neutrons.

C. Coherent J/ψ cross section in γ +Au collisions

With the differential cross sections $d\sigma/dy$ for the three neutron categories $0n0n$, $0nXn$, and $XnXn$, the procedure to extract the γ +Au cross section described in Section IV E was followed. Each rapidity measurement determines two cross sections at different photon-nucleus center-of-mass energies W_{\pm} . For the present data the results for the higher energy W_+ are not statistically significant (consistent with zero) due to the low fraction of high energy flux compared to low energy. For the lowest rapidity interval the lower energy result at W_- is also not significant. Instead, the rapidity range $|y| < 0.2$ was used to measure the γ +Au cross section at the mean $W = 25.0$ GeV. Note that there is a -0.5 GeV shift in

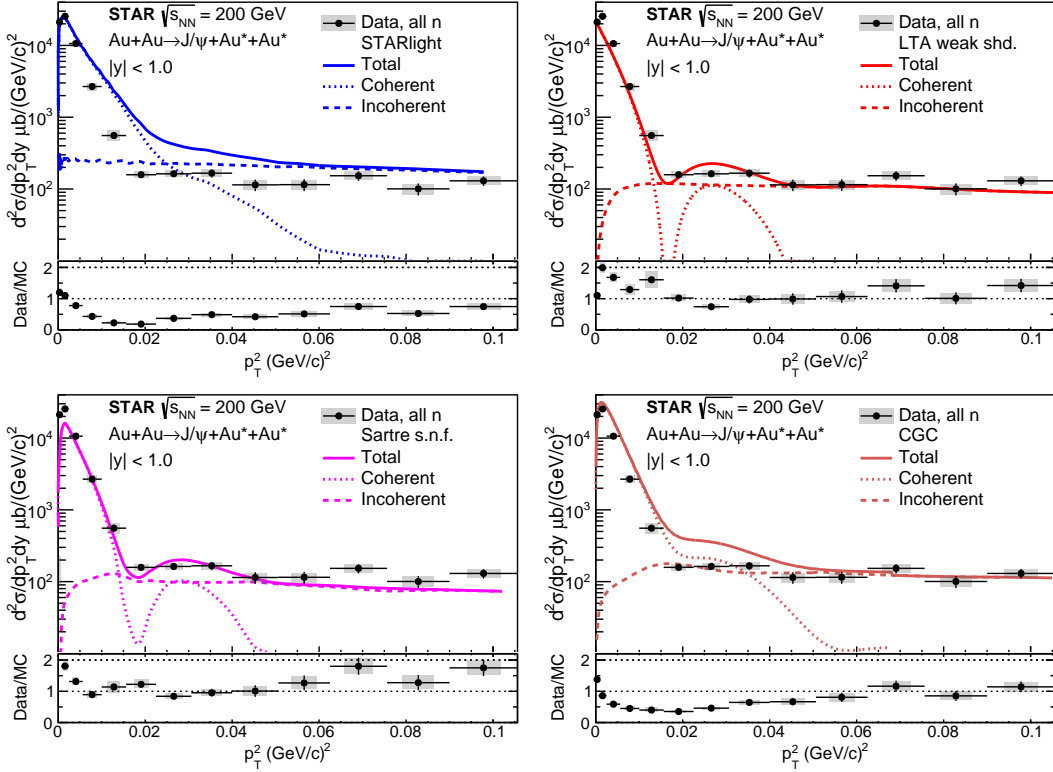


FIG. 5. Differential cross section $d^2\sigma/dp_T^2 dy$ of J/ψ photoproduction as a function of p_T^2 ($0 < p_T^2 < 0.12$ (GeV/c) 2) in Au+Au UPCs at $\sqrt{s_{NN}} = 200$ GeV. The rapidity of the J/ψ is $|y| < 1.0$ and averaged W_{γ^*N} is 25.0 GeV. MC model STARlight (upper left), nuclear shadowing of leading twist approximation calculation (upper right), Sartre MC prediction (lower left), and the color-glass-condensate prediction (lower right) are compared with the data, presented as lines. Statistical uncertainty is represented by the error bars, and the systematic uncertainty is denoted as boxes. The ratio between data and models is shown in the lower sub-panel of each figure. There is a systematic uncertainty of 10% from the integrated luminosity that is not shown.

the estimate of W_{γ^*N} for rapidity $|y| < 0.2$, caused by the higher photon flux of the lower energy photon contribution; however, the effect of this shift is found to be negligible.

In Fig. 8, the total coherent J/ψ photoproduction as a function of W_{γ^*N} is presented. The data are free of photon energy ambiguity, based on the method discussed in Sec. IV E. The data are found to be suppressed with respect to the IA[55] for all measured energies. Quantitatively, the suppression factor $S_{\text{coh}}^{\text{Au}}$ is reported, which is the ratio between coherent J/ψ cross section and the IA. It is found that $S_{\text{coh}}^{\text{Au}} = 0.71 \pm 0.04 \pm 0.07 \pm 0.07$ at $W_{\gamma^*N} = 25.0$ GeV. The first quoted error is the model uncertainty on IA [55] for Au nucleus and the second error is a combination of statistics and systematic uncertainties added in quadrature, while the third is from the scale uncertainty of the integrated luminosity. The reported STAR results in this analysis are the first measurements that contain no photon energy ambiguity at $y \neq 0$ in a symmetric collision system. The data can only be compared with the nuclear shadowing model, since the saturation-based models do not apply to W_{γ^*N} lower than ~ 31 GeV. It is found that the LTA with weak shadow-

ing gives an excellent description of the data, while the LTA with strong shadowing predicts a slightly lower cross section. The precise data presented here provide a stringent constraint on the nuclear PDFs and important information towards the understanding of the fundamental mechanism of such parton modification.

D. Incoherent J/ψ cross section

In Fig. 9, the differential cross section of J/ψ production as a function of p_T^2 is shown for $|y| < 1.0$ for the *all n* neutron class. Due to the large rapidity range, the $\langle W_{\gamma^*N} \rangle$ is estimated to be 19.0 GeV based on the *all n* photon flux [2] and the energy-dependent cross section in ep photoproduction [51].

Starting above $p_T^2 > 0.02$ (GeV/c) 2 , the cross section is dominated by the incoherent production. In order to compare with a free proton, the H1 published fit [51] to ep collisions is scaled down from $\langle W_{\gamma^*N} \rangle = 55$ GeV to 19.0 GeV, based on the well measured energy-dependent

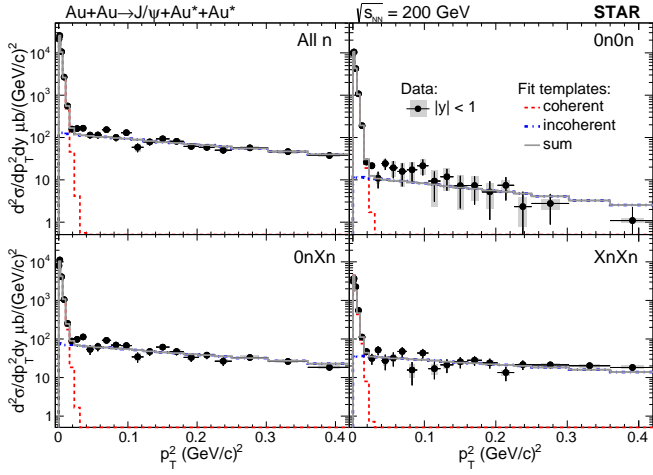


FIG. 6. Differential cross section $d^2\sigma/dp_T^2 dy$ of J/ψ photoproduction as a function of p_T^2 in Au+Au UPCs at $\sqrt{s_{NN}} = 200$ GeV. Four neutron emission classes, *all n*, *0n0n*, *0nXn*, and *XnXn* are shown in different panels. Coherent and incoherent template fits are shown as dashed lines, and the sum is shown as the solid line. Statistical uncertainty is represented by the error bars, and the systematic uncertainty is denoted as boxes. There is a systematic uncertainty of 10% from the integrated luminosity that is not shown.

cross sections parametrization as follows [51]:

$$\sigma_{el} = N_{el} \cdot (W_{\gamma^*N}/90)^{\delta_{el}}, \quad (8)$$

$$\sigma_{pd} = N_{pd} \cdot (W_{\gamma^*N}/90)^{\delta_{pd}}. \quad (9)$$

Here the σ_{el} and σ_{pd} are the proton elastic and proton dissociation cross section as a function of W_{γ^*N} . The parameters are $N_{el} = 81 \pm 3 \text{nb}$, $\delta_{el} = 0.67 \pm 0.03$, $N_{pd} = 66 \pm 7 \text{nb}$, and $\delta_{pd} = 0.42 \pm 0.05$. For the elastic proton case, UPC measurements in proton-lead UPCs at the LHC [56] has a similar parametrization. Thus, the cross section ratios at different energies (e.g., 19.0 and 25.0 GeV) with respect to the H1 measured energy (55 GeV) are derived, which are used for obtaining the differential cross section $d\sigma/dt$ for proton elastic and proton dissociation at the STAR UPC kinematics.

For the differential cross section measurement, $d\sigma/dt$, as a function of momentum transfer $|t|$ at H1 can be fit by the following functions [51],

$$d\sigma_{el}/dt = N_{t,el} e^{-b_{el}|t|}, \quad (10)$$

$$d\sigma_{pd}/dt = N_{t,pd} (1 + (b_{pd}/n)|t|)^{-n}. \quad (11)$$

Here the parameter $N_{t,el} = 213 \pm 18 \text{nb/GeV}^2$, $b_{el} = 4.3 \pm 0.2 \text{GeV}^{-2}$, $N_{t,pd} = 62 \pm 12 \text{nb/GeV}^2$, $b_{pd} = 1.6 \pm 0.2 \text{GeV}^{-2}$, and n is fixed at 3.58.

Based on the above parametrization, the equivalent Au+Au UPC incoherent J/ψ cross section of a free proton can be rewritten as follows:

$$d^2\sigma_{\text{Au+Au} \rightarrow J/\psi+Y}(\langle W_{\gamma^*N} \rangle) / dp_T^2 dy = 2\Phi_{T,\gamma}^{\text{all } n}(\langle W_{\gamma^*p} \rangle) \cdot A \cdot [d\sigma_{\gamma^*+p \rightarrow J/\psi+Y}(\langle W_{\gamma^*p} \rangle) / dt] \quad (12)$$

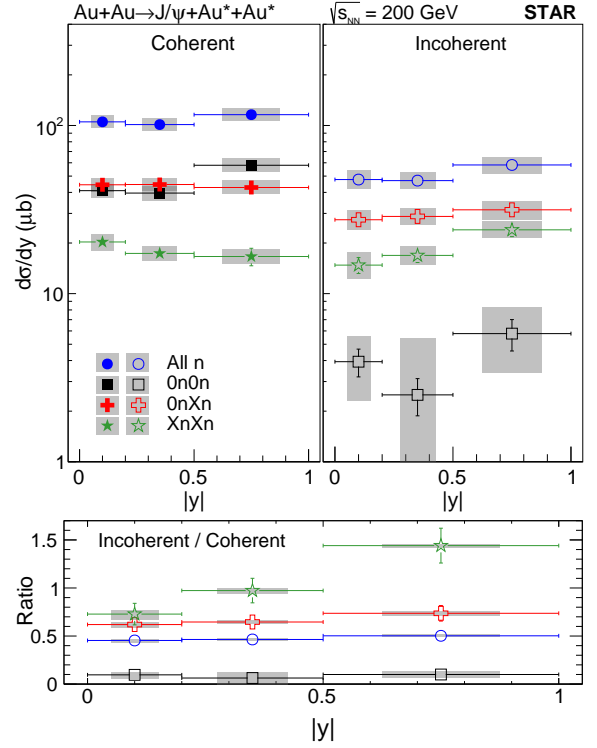


FIG. 7. Differential cross section $d\sigma/dy$ for coherent, incoherent, and their ratio of J/ψ photoproduction as a function of $|y|$ in Au+Au UPCs at $\sqrt{s_{NN}} = 200$ GeV. There is a systematic uncertainty of 10% from the integrated luminosity that is not shown, while it is canceled in the ratio.

Here the A is 197 for the Au nucleus, $\Phi_{T,\gamma}^{\text{all } n} = 5.03$ is the average transverse photon flux at $y = 0$ (the coefficient 2 is the total flux from both beams being photon emitters), and $d\sigma_{\gamma^*+p \rightarrow J/\psi+Y}(\langle W_{\gamma^*p} \rangle) / dt$ is the published H1 data at $\langle W_{\gamma^*N} \rangle = \langle W_{\gamma^*p} \rangle = 19.0$ GeV scaled down from 55 GeV for both the elastic proton ($Y = p$) and the proton dissociation ($Y \neq p$). The notation is similar for the STAR data, where Y can be elastic nucleon or nucleon dissociation. Note that the published H1 data had been corrected for photon flux that is integrated over the phase space of W_{γ^*p} , which is equivalent to the normalization of $1/dy$ in UPC measurements. The equivalent Au+Au UPC cross section for the free proton data is shown as the black solid line in Fig 9, where the uncertainty band is propagated from the errors of the parametrization.

Moreover, we use the H1 free proton data as a template to fit the STAR data with only the normalization constant as a free parameter. The integral of $d^2\sigma/dp_T^2 dy$ from $p_T^2 = 0$ to 2.2 $(\text{GeV}/c)^2$ between the fit and the H1 data is defined as the incoherent suppression factor, $S_{\text{incoh}}^{\text{Au}}$. It is found that the $S_{\text{incoh}}^{\text{Au}}$ is $0.49_{-0.05}^{+0.04} \pm 0.05 \pm 0.05$ at $W_{\gamma^*N} = 19.0$ GeV. For $W_{\gamma^*N} = 25.0$ GeV corresponding to the measurement within rapidity range $|y| < 0.2$, the same procedure has been performed and the suppression factor is found to be $0.36_{-0.04}^{+0.03} \pm 0.04 \pm 0.04$. Here the first uncertainty is the H1 parametrization un-

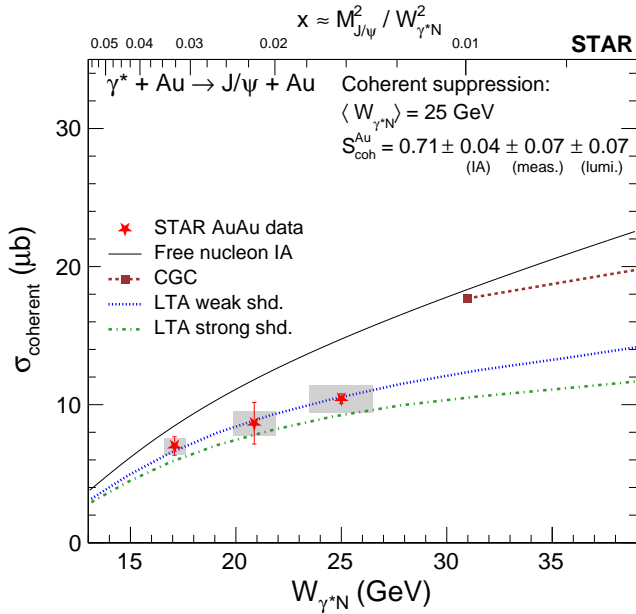


FIG. 8. Total coherent J/ψ photoproduction cross section as a function of W_{γ^*N} in Au+Au UPCs. The data are compared with an expectation of a free nucleon provided by the Impulse Approximation (IA) [55] and color glass condensate (CGC) [27]. The ratio between data and the Impulse Approximation at $W_{\gamma^*N} = 25.0$ GeV is the suppression factor, shown in the figure. Statistical uncertainty is represented by the error bars, and the systematic uncertainty is denoted as boxes. There is a systematic uncertainty of 10% from the integrated luminosity that is not shown on the data points.

certainty [51], the second one is from the measurement that includes statistical and systematic uncertainty, and the third is the scale uncertainty on the integrated luminosity. Therefore, the nuclear suppression in incoherent J/ψ photoproduction in Au+Au UPCs has been found to be stronger than that in the coherent case. This has been qualitatively predicted by the nuclear shadowing model LTA [17, 18].

Another observation is the similarity of shapes of the p_T^2 distributions between bound and free nucleons, which is quantified by the goodness-of-fit $\chi^2/ndf = 1.4$. The 1 standard deviation (1σ) error is denoted by the uncertainty band. At very high p_T^2 , there is a hint that the STAR data deviate above the H1 free proton template. However, measurements with higher precision and p_T^2 greater than 2.2 $(\text{GeV}/c)^2$ are needed in order to draw conclusions. These data are the first quantitative measurement of incoherent J/ψ photoproduction of a bound nucleon in heavy nuclei.

Furthermore, the data are compared with different models. For the CGC calculations, the data are found to be in between the scenarios of strong sub-nucleonic parton density fluctuations and no fluctuations. It is not clear that the data directly supports either scenario. For the Sartre model, similar sub-nucleonic parton density

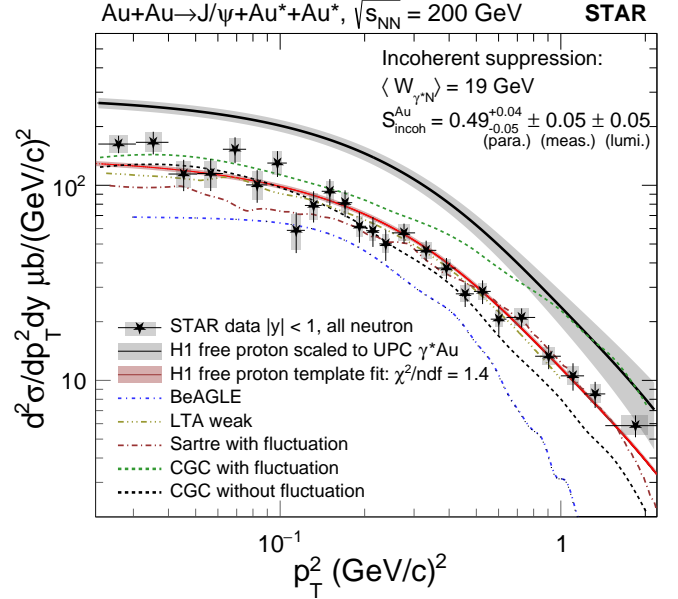


FIG. 9. Incoherent J/ψ photoproduction differential cross section, $d^2\sigma/dp_T^2 dy$, as a function of p_T^2 is shown for $|y| < 1.0$ without neutron class requirement. The H1 data in ep collisions and its template fit to the STAR data are shown. The 1σ error of the fit is denoted as uncertainty bands. The ratio between the fit and the scaled H1 free data is the incoherent suppression factor, shown in the figure. The BeAGLE model [29], the LTA weak shadowing calculation [17], Sartre model with sub-nucleonic fluctuation, and the CGC predictions [27], are compared with the STAR data. Statistical uncertainty is represented by the error bars, and the systematic uncertainty is denoted as boxes. There is a systematic uncertainty of 10% from the integrated luminosity that is not shown on the data points.

fluctuations are included, which describes well the high p_T^2 tail but not the low p_T^2 behavior. For the LTA with weak shadowing, the description of the data is very good. However, this is expected as the LTA model uses the HERA data parametrization. Finally, for the BeAGLE event generator, the cross section is underestimated for the entire p_T^2 range, which indicates using only the nuclear PDF, e.g. EPS09 [57], is not sufficient to describe the data.

VI. PHYSICS DISCUSSIONS AND MODEL VALIDATIONS

A. Incoherent interactions and nuclear breakup

Figure 10 shows the differential cross section of J/ψ photoproduction as a function of p_T^2 in the full rapidity range $|y| < 1$ for the *all n* case; the subset $0n0n$ neutron category is also shown. In the coherent peak at lowest p_T^2 , the ratio of $0n0n$ to *all n* is $\sim 40\%$, consistent with the fraction of $0n0n$ photon flux, where no neutrons

are produced by nuclear dissociation following Coulomb excitation. At higher p_T^2 , where the incoherent processes dominates, the additional mechanisms for neutron emission result in the $0n0n$ fraction dropping to 10-20%.

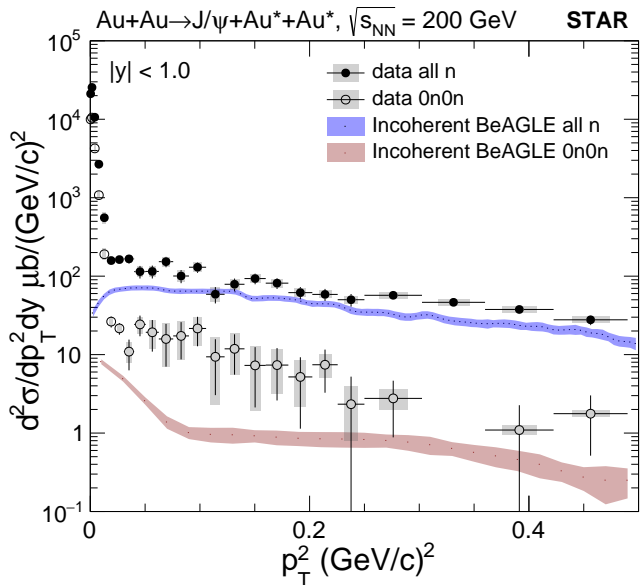


FIG. 10. Differential cross section, $d^2\sigma/dp_T^2 dy$, of J/ψ photoproduction as a function of p_T^2 in Au+Au UPCs at $\sqrt{s_{NN}} = 200$ GeV with all neutrons and $0n0n$ configuration. The data are compared with the incoherent BeAGLE simulation that has a STAR ZDC angular acceptance cut applied and the same neutron configurations. Statistical uncertainty is represented by the error bars, and the systematic uncertainty is denoted as boxes. There is a systematic uncertainty of 10% from the integrated luminosity that is not shown.

Also shown in Fig. 10 are the expectations from the BeAGLE MC model, which only includes incoherent photoproduction. The full UPC photon flux is used for the *all n* case. The corresponding photon flux is used for the $0n0n$ case to describe no neutron emission through nuclear dissociation following Coulomb excitation. The final state from BeAGLE is used to model the $0n0n$ state by requiring no breakup neutrons within the ZDC acceptance of 2.5 mrad. For the *all n* configuration, the BeAGLE model underestimates the cross section across the entire p_T^2 range, which is possibly due to the poor description of the nuclear parton density (EPS09 [57]) and lack of fluctuations. Beyond this source, the difference between BeAGLE and data for $0n0n$ could be further related to how the evaporated neutrons are modeled in the nuclear breakup, which is one of the major concerns found in Ref. [30] for vetoing the incoherent production using the Far-forward detector system at the Electron-Ion Collider (EIC). This is the first measurement of J/ψ photoproduction associated with incoherent nuclear breakups, which is essential for improving *eA* MC models for the EIC.

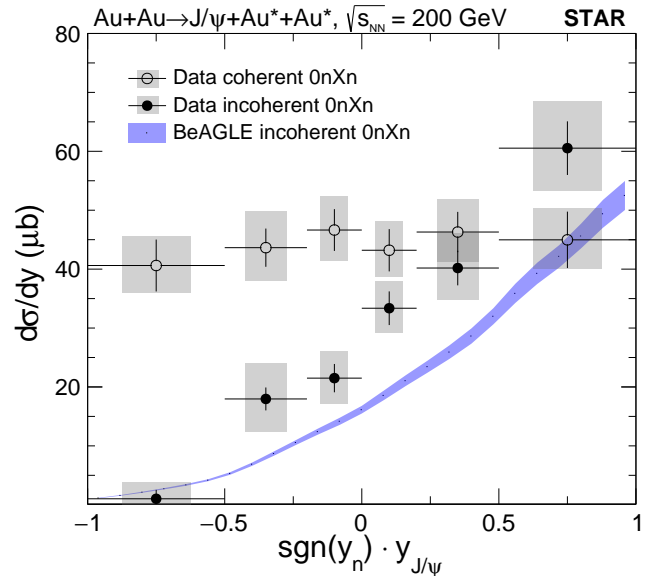


FIG. 11. Coherent and incoherent differential cross section, $d\sigma/dy$, as a function of y of J/ψ photoproduction with $0nXn$ neutron configuration in Au+Au UPCs at $\sqrt{s_{NN}} = 200$ GeV. Here the negative y direction has zero neutron ($0n$) and the positive y direction has at least one neutron (Xn). The BeAGLE model is compared with the data. Statistical uncertainty is represented by the error bars, and the systematic uncertainty is denoted as boxes. There is a systematic uncertainty of 10% from the integrated luminosity that is not shown.

The rapidity distributions for coherent and incoherent J/ψ photoproduction are shown for the $0nXn$ neutron category in Fig. 11. The asymmetric neutron configuration breaks the symmetry of the collision. This allows a choice of sign for the J/ψ rapidity; here $y > 0$ is chosen as the same direction as the ZDC with a neutron hit in the $0nXn$ configuration. The observed coherent J/ψ rapidity distribution is symmetric under the transformation $y \rightarrow -y$. Neutron emission for coherent UPC photoproduction occurs only through Coulomb excitation, in which the neutron may be emitted by either the target nucleus or the nucleus emitting the hard photon. Therefore, the neutron direction is not expected to be correlated to the J/ψ direction, which is consistent with observation.

By contrast, in the incoherent photoproduction the target nucleus usually breaks up in the hard interaction. Resulting neutrons hitting a ZDC identify the direction of the target nucleus. For the $0nXn$ configuration this direction is unambiguous.

This is confirmed by the highly asymmetric rapidity distribution for incoherent J/ψ photoproduction as shown in Fig. 11. The figure also shows the result from a BeAGLE modelling of this reaction. The model provides a good description of the shape of the data. The difference in normalization may be due to the shortcomings of

BeAGLE cited earlier. This asymmetric shape was also described in an earlier discussion of the LTA model [17].

B. Interference

Figure 12 shows the differential cross section of J/ψ photoproduction at very low p_T^2 , for the three rapidity bins and no selection of neutron category. This region of p_T^2 is dominated by coherent photoproduction, with contamination from incoherent processes of order 1%. In the lowest p_T^2 bin, the cross section at lowest rapidity is suppressed more than 50% relative to the highest rapidity bin, with smaller suppression at intermediate rapidity. In the higher p_T^2 bins cross sections are approximately equal at all rapidities.

This is a result of quantum interference in symmetric Au+Au UPCs due to the ambiguity of which nucleus is the hard photon source. It requires photons with opposite polarization in order to have such destructive interference [58–60]. The effect of interference is shown quantitatively by the calculations of STARlight for both the cases of interference and no interference. With no interference there is no suppression at lowest p_T^2 . STARlight with interference predicts the trend observed in the data, suppression at lowest p_T^2 increasing as $y \rightarrow 0$. This interference effect has also been observed in UPC ρ^0 photoproduction by the STAR collaboration [61].

The CGC model calculation, at $y = 0$, also includes the effects of interference. The prediction for the cross section, shown in Fig. 12, describes the suppression at lowest rapidity and p_T^2 observed in the data.

C. $\psi(2s)$ cross section

Figure 13 shows the template fit to the raw m_{ee} distribution in the $\psi(2s)$ mass region. The full rapidity range $|y| < 1$ and all neutron categories are included. The only processes contributing in this region are QED $\gamma\gamma$ and coherent $\psi(2s) \rightarrow e^+e^-$. Their templates fit to the data and sum are shown in the figure. The number of $\psi(2s)$ events is 73 ± 22 , where the uncertainty is the statistical uncertainty from the fit.

Figure 14 shows the cross section determined from this sample of events, expressed as $d\sigma/dy$ in the range $0 < |y| < 1$. The measured coherent J/ψ differential cross section for *all* n is also shown for comparison. The bottom panel shows the ratio of $\psi(2s)$ to J/ψ cross sections. The predictions from STARlight are also shown, which exceeds the individual cross sections by 20-30% but correctly predicts the measured ratio.

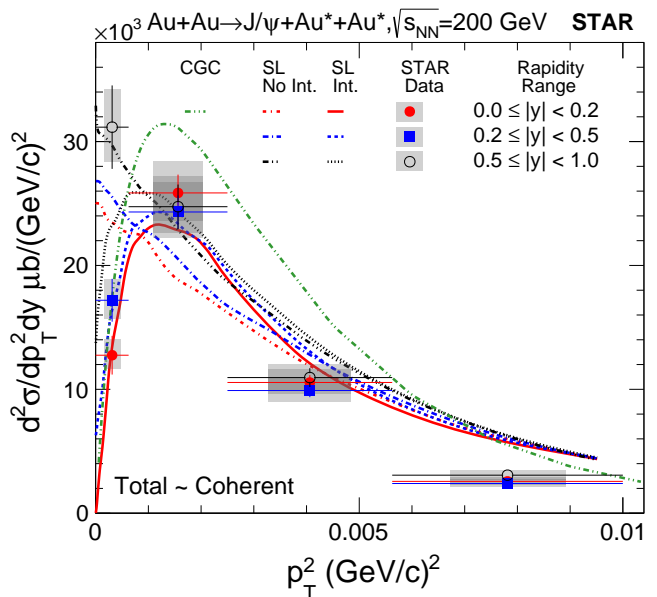


FIG. 12. Differential cross section, $d^2\sigma/dp_T^2 dy$, as a function of p_T^2 at very low p_T^2 with different rapidity $|y|$ bins in Au+Au UPCs at $\sqrt{s_{NN}} = 200$ GeV. All neutron categories are included. STARlight (SL) events and color glass condensate (CGC) calculations are compared with the data. There is a systematic uncertainty of 10% from the integrated luminosity that is not shown.

D. Next-to-leading order perturbative QCD calculation

The colored band in Fig. 14 shows the first NLO perturbative QCD calculation of the J/ψ photoproduction at RHIC energies. The input nuclear PDF (nPDF) is from EPPS21 [41], where the current uncertainty coming from the nPDF on the J/ψ production cross section can be as large as 50% to 160%. Consequently, this is not shown. The uncertainty band shown on the figure is only based on the scale uncertainty. For details, see Refs [42, 43]. This prediction has been found to be underestimated by more than a factor of 2 at mid-rapidity and 10-20% at higher rapidity. This data will significantly constrain the nPDF at the NLO for both quarks and gluons.

E. $\gamma\gamma \rightarrow e^+e^-$ cross sections

In Fig. 15, the differential cross sections of $\gamma\gamma$ to e^+e^- pairs, as a function of the pair mass m_{ee} , are shown for different neutron configurations. The data are compared with both STARlight and a QED calculation performed by Zha et al [37, 38]. The ratios between the data and these two predictions are shown in Fig. 16. The central value of the data are 10-20% above the STARlight prediction, and 10-20% below the QED calculation. It should

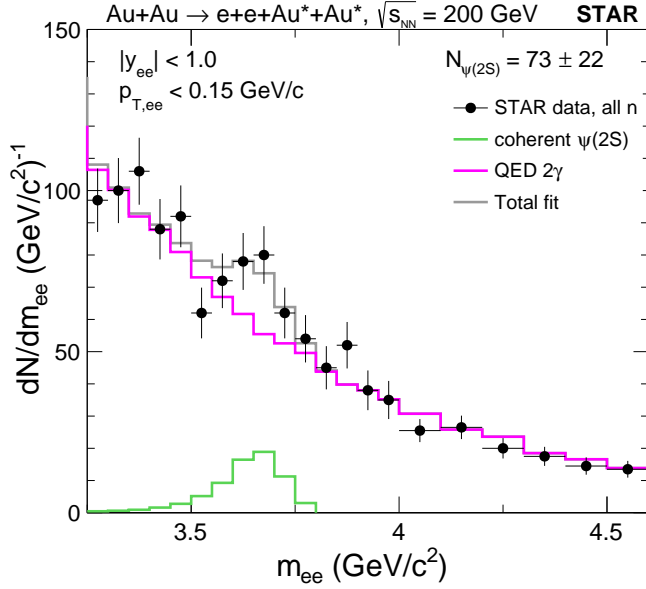


FIG. 13. Invariant mass of the electron pair candidates from Au+Au UPCs at $\sqrt{s_{NN}} = 200$ GeV. There is a systematic uncertainty of 10% from the integrated luminosity that is not shown.

be noted that STARlight does not include e^+e^- pair production inside the nucleus, whereas the QED calculation does. The magnitude of this effect has been estimated to be $\sim 10\%$ [2], partially accounting for the discrepancy seen in STARlight relative to the data. The scale uncertainty from the luminosity measurement is 10% (not shown), implying that both models are consistent with the data.

The consistency between data and models across different neutron categories validates the photon fluxes used in the measurement of γ +Au cross sections from Au+Au cross sections, described in Sections IVE and VC and shown in Fig. 8. The Au+Au cross sections are linear in the photon flux $\Phi_{T,\gamma}^{ntag}$, as in Eq. 3. The QED $\gamma\gamma$ cross sections are as follows:

$$\sigma_{\gamma\gamma} \propto \int dk_1 dk_2 \Phi_{T,\gamma}^{ntag}(k_1) \Phi_{T,\gamma}^{ntag}(k_2) |\mathcal{M}(k_1, k_2)|^2. \quad (13)$$

Here \mathcal{M} , the QED matrix element for $\gamma\gamma \rightarrow e^+e^-$, is well known. The $\gamma\gamma$ cross section is quadratic in the photon fluxes, while the Au+Au cross sections are linear in the flux. Therefore, the $\sigma_{\gamma\gamma}$ is a test of the photon fluxes. The 10-20% model and data discrepancy in Fig. 16 implies that deviations in σ_{Au+Au} are half as large. Therefore, the fluxes used in the γ +Au cross sections measurement are valid at the 5-10% level.

Figure 15 also shows the $\gamma\gamma \rightarrow e^+e^-$ cross section for the $XnXn$ category from a previous STAR publication [58]. That measurement at lower m_{ee} utilized different experimental techniques than the present data, based on TOF as opposed to BEMC selections. The two data

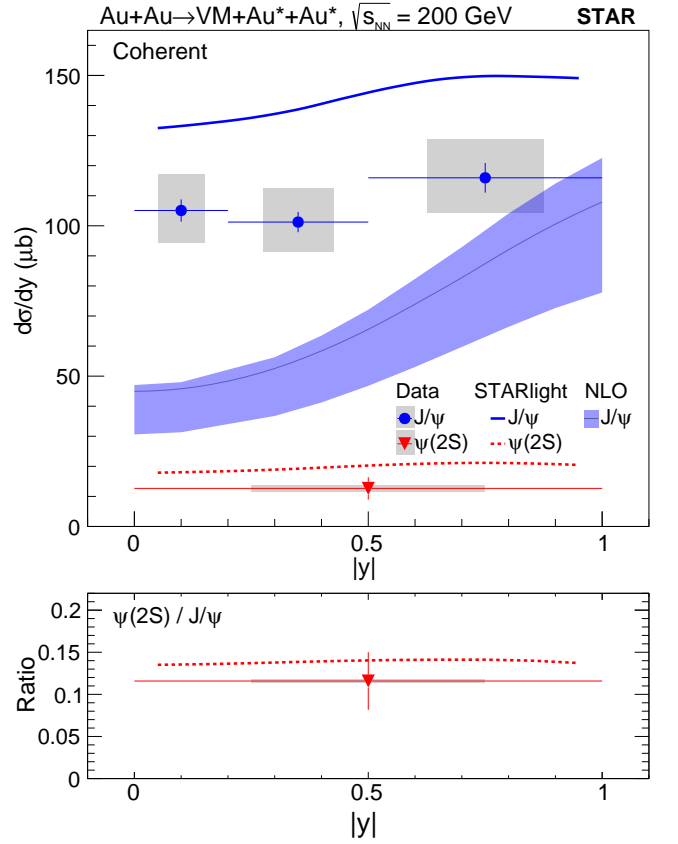


FIG. 14. Differential cross section $d\sigma/dy$ for coherent J/ψ and $\psi(2s)$ photoproduction as a function of $|y|$ in Au+Au UPCs at $\sqrt{s_{NN}} = 200$ GeV. The STARlight model [2] and the NLO pQCD calculations [42, 43] are compared with the data. Ratio between $\psi(2s)$ and J/ψ is shown in the bottom panel. Statistical uncertainty is represented by the error bars, and the systematic uncertainty is denoted as boxes. There is a systematic uncertainty of 10% from the integrated luminosity that is not shown.

sets have excellent agreement in the overlap region near $m_{ee} \approx 2$ GeV/ c^2 , providing further affirmation of the measurements. These results present the first $\gamma\gamma \rightarrow e^+e^-$ measurement up to an invariant mass of 6 GeV/ c^2 .

VII. CONCLUSION

Exclusive J/ψ , $\psi(2s)$, and e^+e^- pair photoproduction in Au+Au UPCs at $\sqrt{s_{NN}} = 200$ GeV using the STAR detector are measured. For J/ψ photoproduction, both coherent and incoherent processes as a function of rapidity y , p_T^2 , and different neutron configurations are presented. In particular, three different neutron configurations, $0n0n$, $0nXn$, and $XnXn$, are combined to resolve the photon energy ambiguity in UPCs, which leads to the total cross section of coherent J/ψ photoproduction in γ^* +Au collisions as a function of photon-nucleon center-of-mass energy. It is found that the coherent nuclear

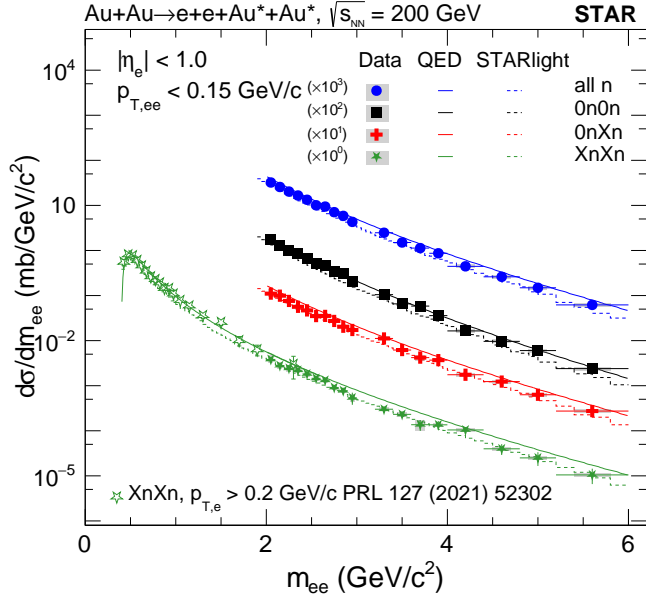


FIG. 15. Differential cross section of exclusive electron pair production as a function of electron pair (ee) invariant mass in Au+Au UPCs at $\sqrt{s_{NN}} = 200$ GeV. The rapidity y of the pair is within ± 1.0 unit, identical to that of the J/ψ particle. The STARlight model [2] and QED theory calculations from Zha et al [38] are compared with data. There is a systematic uncertainty of 10% from the integrated luminosity that is not shown.

suppression factor at $W_{\gamma^*N} = 25.0$ GeV is 0.71 ± 0.10 when compared to the expectation of a free nucleon. This suppression supports the nuclear shadowing effect with the leading twist approximation. The Next-to-Leading order calculation of perturbative Quantum Chromodynamics on coherent J/ψ photoproduction is compared with this measurement. The description of the data is off by a factor of two at midrapidity based on nPDF EPPS21, which may indicate the large uncertainty on the nuclear parton distribution functions that this data can significantly constrain. The nuclear parton density at the top RHIC energy is at the region between large momentum quarks ($x_{\text{parton}} > 0.1$) and low momentum gluons ($x_{\text{parton}} < 0.001$), which is essential to the understanding of nuclear modification effects in this transition regime. Moreover, incoherent J/ψ photoproduction has been measured up to high p_T^2 of 2.2 $(\text{GeV}/c)^2$, and the incoherent suppression factor at $W_{\gamma^*N} = 25.0$ GeV is found to be 0.36 ± 0.07 relative to the free proton. Based on a hot-spot model with sub-nucleonic parton density fluctuation, the incoherent data indicate a similar level of fluctuation seen in the free proton as it is characterized by the shape of the p_T^2 distribution. However, direct comparisons between hot-spot models (Sartre and CGC) and data cannot be fully reconciled and further theory investigations are needed to draw a conclusion. Finally, the QED $\gamma\gamma \rightarrow e^+e^-$ has been measured up to an invariant

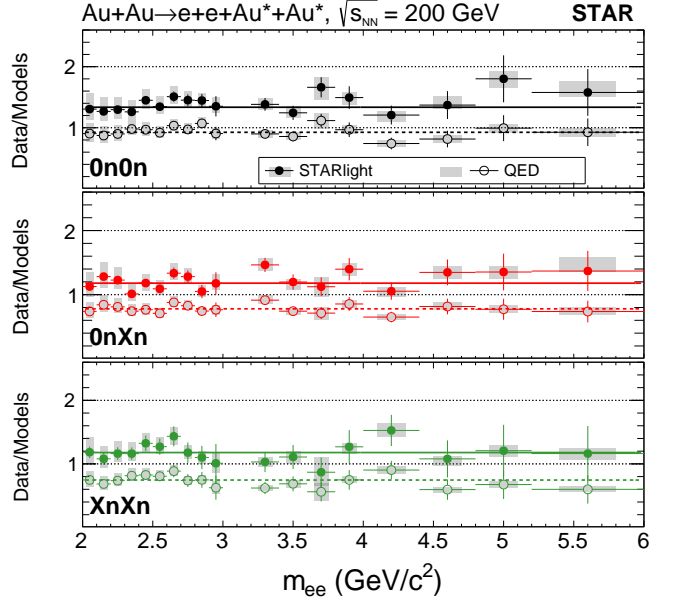


FIG. 16. The ratios between data and models are shown, where the models are STARlight [2] and QED theory calculations from Zha et al [38]. Statistical uncertainty is represented by the error bars, and the systematic uncertainty is denoted as boxes. There is a systematic uncertainty of 10% from the integrated luminosity that is not shown.

mass of $6 \text{ GeV}/c^2$ for different neutron emission classes, which constrains the modelling of neutron emission and photon flux. The data provide important constraints to the parton density and its fluctuations, and also provide an essential experimental baseline for such measurement at the upcoming Electron-Ion Collider.

ACKNOWLEDGEMENTS

We thank the RHIC Operations Group and RCF at BNL, the NERSC Center at LBNL, and the Open Science Grid consortium for providing resources and support. This work was supported in part by the Office of Nuclear Physics within the U.S. DOE Office of Science, the U.S. National Science Foundation, National Natural Science Foundation of China, Chinese Academy of Science, the Ministry of Science and Technology of China and the Chinese Ministry of Education, the Higher Education Sprout Project by Ministry of Education at NCKU, the National Research Foundation of Korea, Czech Science Foundation and Ministry of Education, Youth and Sports of the Czech Republic, Hungarian National Research, Development and Innovation Office, New National Excellence Programme of the Hungarian Ministry of Human Capacities, Department of Atomic Energy and Department of Science and Technology of the Government of India, the National Science Centre and WUT ID-UB of Poland, the Ministry of Science, Education and Sports

of the Republic of Croatia, German Bundesministerium für Bildung, Wissenschaft, Forschung und Technologie (BMBF), Helmholtz Association, Ministry of Education, Culture, Sports, Science, and Technology (MEXT),

Japan Society for the Promotion of Science (JSPS) and Agencia Nacional de Investigación y Desarrollo (ANID) of Chile.

-
- [1] R. N. Cahn and J. D. Jackson, Realistic equivalent photon yields in heavy ion collisions, *Phys. Rev. D* **42**, 3690 (1990).
- [2] S. R. Klein, J. Nystrand, J. Seger, Y. Gorbunov, and J. Butterworth, STARlight: A Monte Carlo simulation program for ultra-peripheral collisions of relativistic ions, *Comput. Phys. Commun.* **212**, 258 (2017), arXiv:1607.03838 [hep-ph].
- [3] V. Khachatryan *et al.* (CMS), Coherent J/ψ photoproduction in ultra-peripheral PbPb collisions at $\sqrt{s_{NN}} = 2.76$ TeV with the CMS experiment, *Phys. Lett. B* **772**, 489 (2017), arXiv:1605.06966 [nucl-ex].
- [4] B. Abelev *et al.* (ALICE), Coherent J/ψ photoproduction in ultra-peripheral Pb-Pb collisions at $\sqrt{s_{NN}} = 2.76$ TeV, *Phys. Lett. B* **718**, 1273 (2013), arXiv:1209.3715 [nucl-ex].
- [5] S. Acharya *et al.* (ALICE), Coherent photoproduction of ρ^0 vector mesons in ultra-peripheral Pb-Pb collisions at $\sqrt{s_{NN}} = 5.02$ TeV, *JHEP* **06**, 035 (2020), arXiv:2002.10897 [nucl-ex].
- [6] S. Acharya *et al.* (ALICE), First measurement of coherent ρ^0 photoproduction in ultra-peripheral Xe–Xe collisions at $\sqrt{s_{NN}} = 5.44$ TeV, *Phys. Lett. B* **820**, 136481 (2021), arXiv:2101.02581 [nucl-ex].
- [7] S. Acharya *et al.* (ALICE), First measurement of the $|t|$ -dependence of coherent J/ψ photonuclear production, *Phys. Lett. B* **817**, 136280 (2021), arXiv:2101.04623 [nucl-ex].
- [8] S. Acharya *et al.* (ALICE), Coherent J/ψ and ψ' photoproduction at midrapidity in ultra-peripheral Pb-Pb collisions at $\sqrt{s_{NN}} = 5.02$ TeV, *Eur. Phys. J. C* **81**, 712 (2021), arXiv:2101.04577 [nucl-ex].
- [9] R. Aaij *et al.* (LHCb), J/ψ photoproduction in Pb-Pb peripheral collisions at $\sqrt{s_{NN}} = 5$ TeV, *Phys. Rev. C* **105**, L032201 (2022), arXiv:2108.02681 [hep-ex].
- [10] A. Tumasyan *et al.* (CMS), Probing small Bjorken- x nuclear gluonic structure via coherent J/ψ photoproduction in ultraperipheral PbPb collisions at $\sqrt{s_{NN}} = 5.02$ TeV, (2023), arXiv:2303.16984 [nucl-ex].
- [11] S. Acharya *et al.* (ALICE), Energy dependence of coherent photonuclear production of J/ψ mesons in ultra-peripheral Pb-Pb collisions at $\sqrt{s_{NN}} = 5.02$ TeV, *JHEP* (2023) **10**, 119 (2023), arXiv:2305.19060 [nucl-ex].
- [12] B. Abelev *et al.* (ALICE), Coherent J/ψ photoproduction in ultra-peripheral Pb-Pb collisions at $\sqrt{s_{NN}} = 2.76$ TeV, *Phys. Lett. B* **718**, 1273 (2013), arXiv:1209.3715 [nucl-ex].
- [13] M. Alvioli, L. Frankfurt, V. Guzey, M. Strikman, and M. Zhalov, Color fluctuation phenomena in γA collisions at the LHC, *CERN Proc.* **1**, 151 (2018).
- [14] V. Guzey and M. Zhalov, Exclusive J/ψ production in ultraperipheral collisions at the LHC: constrains on the gluon distributions in the proton and nuclei, *JHEP* **10**, 207 (2013), arXiv:1307.4526 [hep-ph].
- [15] V. Guzey, M. Strikman, and M. Zhalov, Nucleon dissociation and incoherent J/ψ photoproduction on nuclei in ion ultraperipheral collisions at the Large Hadron Collider, *Phys. Rev. C* **99**, 015201 (2019), arXiv:1808.00740 [hep-ph].
- [16] B. Sambasivam, T. Toll, and T. Ullrich, Investigating saturation effects in ultraperipheral collisions at the LHC with the color dipole model, *Phys. Lett. B* **803**, 135277 (2020), arXiv:1910.02899 [hep-ph].
- [17] V. Guzey, M. Strikman, and M. Zhalov, Disentangling coherent and incoherent quasielastic J/ψ photoproduction on nuclei by neutron tagging in ultraperipheral ion collisions at the LHC, *Eur. Phys. J. C* **74**, 2942 (2014), arXiv:1312.6486 [hep-ph].
- [18] E. Kryshen, M. Strikman, and M. Zhalov, Photoproduction of J/ψ with neutron tagging in ultra-peripheral collisions of nuclei at RHIC and the LHC, (2023), arXiv:2303.12052 [hep-ph].
- [19] M. L. Good and W. D. Walker, Diffraction dissociation of beam particles, *Phys. Rev.* **120**, 1857 (1960).
- [20] H. Mäntysaari, B. Schenke, C. Shen, and W. Zhao, Multi-scale Imaging of Nuclear Deformation at the Electron Ion Collider, (2023), arXiv:2303.04866 [nucl-th].
- [21] M. Arslanok *et al.*, Hot QCD White Paper, (2023), arXiv:2303.17254 [nucl-ex].
- [22] M. Abdallah *et al.* (STAR), Probing the Gluonic Structure of the Deuteron with J/ψ Photoproduction in d+Au Ultraperipheral Collisions, *Phys. Rev. Lett.* **128**, 122303 (2022), arXiv:2109.07625 [nucl-ex].
- [23] A. Aktas *et al.* (H1), Elastic J/ψ production at HERA, *Eur. Phys. J. C* **46**, 585 (2006), arXiv:hep-ex/0510016.
- [24] S. Chekanov *et al.* (ZEUS), Exclusive photoproduction of J/ψ mesons at HERA, *Eur. Phys. J. C* **24**, 345 (2002), arXiv:hep-ex/0201043.
- [25] T. Toll and T. Ullrich, Exclusive diffractive processes in electron-ion collisions, *Phys. Rev. C* **87**, 024913 (2013), arXiv:1211.3048 [hep-ph].
- [26] T. Toll and T. Ullrich, The dipole model Monte Carlo generator Sartre 1, *Comput. Phys. Commun.* **185**, 1835 (2014), arXiv:1307.8059 [hep-ph].
- [27] H. Mäntysaari, F. Salazar, and B. Schenke, Nuclear geometry at high energy from exclusive vector meson production, (2022), arXiv:2207.03712 [hep-ph].
- [28] M. Strikman, M. Tverskoy, and M. Zhalov, Neutron tagging of quasielastic J/ψ photoproduction off nucleus in ultraperipheral heavy ion collisions at RHIC energies, *Phys. Lett. B* **626**, 72 (2005), arXiv:hep-ph/0505023.
- [29] W. Chang, E.-C. Aschenauer, M. D. Baker, A. Jentsch, J.-H. Lee, Z. Tu, Z. Yin, and L. Zheng, Benchmark eA generator for leptonproduction in high-energy lepton-nucleus collisions, *Phys. Rev. D* **106**, 012007 (2022), arXiv:2204.11998 [physics.comp-ph].
- [30] W. Chang, E.-C. Aschenauer, M. D. Baker, A. Jentsch, J.-H. Lee, Z. Tu, Z. Yin, and L. Zheng, Investigation of the background in coherent J/ψ production at the

- EIC, Phys. Rev. D **104**, 114030 (2021), arXiv:2108.01694 [nucl-ex].
- [31] Z. Tu, A. Jentsch, M. Baker, L. Zheng, J.-H. Lee, R. Venugopalan, O. Hen, D. Higinbotham, E.-C. Aschenauer, and T. Ullrich, Probing short-range correlations in the deuteron via incoherent diffractive J/ψ production with spectator tagging at the EIC, Phys. Lett. B **811**, 135877 (2020), arXiv:2005.14706 [nucl-ex].
- [32] A. Jentsch, Z. Tu, and C. Weiss, Deep-inelastic electron-deuteron scattering with spectator nucleon tagging at the future Electron Ion Collider: Extracting free nucleon structure, Phys. Rev. C **104**, 065205 (2021), arXiv:2108.08314 [hep-ph].
- [33] C. M. Robles Gajardo, A. Accardi, M. D. Baker, W. K. Brooks, R. Dupré, M. Ehrhart, J. A. López, and Z. Tu, Low energy protons as probes of hadronization dynamics, Phys. Rev. C **106**, 045202 (2022).
- [34] T. Sjöstrand, S. Mrenna, and P. Skands, PYTHIA 6.4 Physics and Manual, JHEP (2006) **05**, 026, arXiv:hep-ph/0603175 [hep-ph].
- [35] T. Böhlen, F. Cerutti, M. Chin, A. Fassò, A. Ferrari, P. Ortega, A. Mairani, P. Sala, G. Smirnov, and V. Vlachoudis, The FLUKA Code: Developments and Challenges for High Energy and Medical Applications, Nucl. Data Sheets **120**, 211 (2014).
- [36] A. Ferrari, P. R. Sala, A. Fasso, and J. Ranft, FLUKA: A multi-particle transport code (Program version 2005), SLAC-R-773, 10.2172/877507 (2005).
- [37] W. Zha, L. Ruan, Z. Tang, Z. Xu, and S. Yang, Coherent lepton pair production in hadronic heavy ion collisions, Phys. Lett. B **781**, 182 (2018), arXiv:1804.01813 [hep-ph].
- [38] W. Zha, J. D. Brandenburg, Z. Tang, and Z. Xu, Initial transverse-momentum broadening of Breit-Wheeler process in relativistic heavy-ion collisions, Phys. Lett. B **800**, 135089 (2020), arXiv:1812.02820 [nucl-th].
- [39] C. F. von Weizsacker, Radiation emitted in collisions of very fast electrons, Z. Phys. **88**, 612 (1934).
- [40] E. J. Williams, Nature of the high-energy particles of penetrating radiation and status of ionization and radiation formulae, Phys. Rev. **45**, 729 (1934).
- [41] K. J. Eskola, P. Paakkinen, H. Paukkunen, and C. A. Salgado, Towards EPPS21 nuclear PDFs, SciPost Phys. Proc. **8**, 033 (2022), arXiv:2106.13661 [hep-ph].
- [42] K. J. Eskola, C. A. Flett, V. Guzey, T. Löytäinen, and H. Paukkunen, Next-to-leading order perturbative QCD predictions for exclusive J/ψ photoproduction in oxygen-oxygen and lead-lead collisions at energies available at the CERN Large Hadron Collider, Phys. Rev. C **107**, 044912 (2023), arXiv:2210.16048 [hep-ph].
- [43] K. J. Eskola, C. A. Flett, V. Guzey, T. Löytäinen, and H. Paukkunen, Exclusive J/ψ photoproduction in ultraperipheral Pb+Pb collisions at the CERN Large Hadron Collider calculated at next-to-leading order perturbative QCD, Phys. Rev. C **106**, 035202 (2022), arXiv:2203.11613 [hep-ph].
- [44] K. H. Ackermann *et al.* (STAR), STAR detector overview, Nucl. Instrum. Meth. A **499**, 624 (2003).
- [45] J. Adam *et al.* (STAR), Low- p_T e^+e^- pair production in Au+Au collisions at $\sqrt{s_{NN}} = 200$ GeV and U+U collisions at $\sqrt{s_{NN}} = 193$ GeV at STAR, Phys. Rev. Lett. **121**, 132301 (2018), arXiv:1806.02295 [hep-ex].
- [46] J. Adam *et al.* (STAR), Measurements of W and Z/γ^* cross sections and their ratios in p+p collisions at RHIC, Phys. Rev. D **103**, 012001 (2021), arXiv:2011.04708 [nucl-ex].
- [47] M. Anderson *et al.*, The Star time projection chamber: A Unique tool for studying high multiplicity events at RHIC, Nucl. Instrum. Meth. A **499**, 659 (2003), arXiv:nucl-ex/0301015.
- [48] M. Beddo *et al.* (STAR), The STAR barrel electromagnetic calorimeter, Nucl. Instrum. Meth. A **499**, 725 (2003).
- [49] W. J. Llope (STAR), Multigap RPCs in the STAR experiment at RHIC, Nucl. Instrum. Meth. A **661**, S110 (2012).
- [50] C. A. Whitten (STAR), The beam-beam counter: A local polarimeter at STAR, AIP Conf. Proc. **980**, 390 (2008).
- [51] C. Alexa *et al.* (H1), Elastic and Proton-Dissociative Photoproduction of J/ψ Mesons at HERA, Eur. Phys. J. C **73**, 2466 (2013), arXiv:1304.5162 [hep-ex].
- [52] Particle Data Group, K. Olive, *et al.*, Review of Particle Physics, Chin. Phys. C **38**, 090001 (2014).
- [53] Review of Particle Physics, Progress of Theoretical and Experimental Physics **2020**, 10.1093/ptep/ptaa104 (2020), 083C01, <https://academic.oup.com/ptep/article-pdf/2020/8/083C01/34673722/ptaa104.pdf>.
- [54] H. Mäntysaari and B. Schenke, Evidence of strong proton shape fluctuations from incoherent diffraction, Phys. Rev. Lett. **117**, 052301 (2016), arXiv:1603.04349 [hep-ph].
- [55] V. Guzey, E. Kryshen, M. Strikman, and M. Zhalov, Evidence for nuclear gluon shadowing from the ALICE measurements of PbPb ultraperipheral exclusive J/ψ production, Phys. Lett. B **726**, 290 (2013), arXiv:1305.1724 [hep-ph].
- [56] S. Acharya *et al.* (ALICE), Energy dependence of exclusive J/ψ photoproduction off protons in ultra-peripheral p-Pb collisions at $\sqrt{s_{NN}} = 5.02$ TeV, Eur. Phys. J. C **79**, 402 (2019), arXiv:1809.03235 [nucl-ex].
- [57] K. J. Eskola, H. Paukkunen, and C. A. Salgado, EPS09: A New Generation of NLO and LO Nuclear Parton Distribution Functions, JHEP (2009) **04**, 065 (2009), arXiv:0902.4154 [hep-ph].
- [58] J. Adam *et al.* (STAR), Measurement of e^+e^- Momentum and Angular Distributions from Linearly Polarized Photon Collisions, Phys. Rev. Lett. **127**, 052302 (2021), arXiv:1910.12400 [nucl-ex].
- [59] M. Abdallah *et al.* (STAR), Tomography of ultrarelativistic nuclei with polarized photon-gluon collisions, Sci. Adv. **9**, eabq3903 (2023), arXiv:2204.01625 [nucl-ex].
- [60] C. Li, J. Zhou, and Y.-J. Zhou, Probing the linear polarization of photons in ultraperipheral heavy ion collisions, Phys. Lett. B **795**, 576 (2019), arXiv:1903.10084 [hep-ph].
- [61] B. I. Abelev *et al.* (STAR), Observation of Two-source Interference in the Photoproduction Reaction $\text{AuAu} \rightarrow \text{AuAu}\rho^0$, Phys. Rev. Lett. **102**, 112301 (2009), arXiv:0812.1063 [nucl-ex].