


Improved measurements of the Dalitz decays $\eta/\eta' \rightarrow \gamma e^+ e^-$

M. Ablikim *et al.**
(BESIII Collaboration)

 (Received 17 January 2024; accepted 14 March 2024; published 3 April 2024)

Based on a data sample of 10 billion J/ψ events collected with the BESIII detector, improved measurements of the Dalitz decays $\eta/\eta' \rightarrow \gamma e^+ e^-$ are performed, where the η and η' are produced through the radiative decays $J/\psi \rightarrow \gamma\eta/\eta'$. The branching fractions of $\eta \rightarrow \gamma e^+ e^-$ and $\eta' \rightarrow \gamma e^+ e^-$ are measured to be $(7.07 \pm 0.05 \pm 0.23) \times 10^{-3}$ and $(4.83 \pm 0.07 \pm 0.14) \times 10^{-4}$, respectively. Within the single-pole model, the parameter of electromagnetic transition form factor for $\eta \rightarrow \gamma e^+ e^-$ is determined to be $\Lambda_\eta = (0.749 \pm 0.027 \pm 0.007) \text{ GeV}/c^2$. Within the multipole model, we extract the electromagnetic transition form factors for $\eta' \rightarrow \gamma e^+ e^-$ to be $\Lambda_{\eta'} = (0.802 \pm 0.007 \pm 0.008) \text{ GeV}/c^2$ and $\gamma_{\eta'} = (0.113 \pm 0.010 \pm 0.002) \text{ GeV}/c^2$. The results are consistent with both theoretical predictions and previous measurements. The characteristic sizes of the interaction regions for the η and η' are calculated to be $(0.645 \pm 0.023 \pm 0.007) \text{ fm}$ and $(0.596 \pm 0.005 \pm 0.006) \text{ fm}$, respectively. In addition, we search for the dark photon in $\eta/\eta' \rightarrow \gamma e^+ e^-$, and the upper limits of the branching fractions as a function of the dark photon are given at 90% confidence level.

DOI: [10.1103/PhysRevD.109.072001](https://doi.org/10.1103/PhysRevD.109.072001)

I. INTRODUCTION

In the Dalitz decays $\eta/\eta' \rightarrow \gamma l^+ l^-$ ($l = e, \mu$), the lepton pair is formed through the internal conversion of an intermediate virtual photon. These decays are of special interest since their decay rates are sensitive to the electromagnetic structure arising at the vertex of the transition. Deviations of the measured quantities from their quantum electrodynamics (QED) predictions are usually described in terms of a timelike transition form factor, which sheds light on the meson's structure [1]. In addition, these Dalitz decays also play an important role in the evaluation of the hadronic light-by-light contribution to the muon anomalous magnetic moment [2].

If one assumes pointlike particles, the electromagnetic decay rate can be precisely calculated by QED. Modifications to the QED decay rate due to the inner structure of the mesons are incorporated in the transition form factor (TFF) $F(q^2)$, where q is the momentum transferred to the lepton pair [1],

$$\begin{aligned} \frac{d\Gamma(P \rightarrow \gamma l^+ l^-)}{dq^2 \Gamma(P \rightarrow \gamma\gamma)} &= \frac{2\alpha}{3\pi} \frac{1}{q^2} \sqrt{1 - \frac{4m_l^2}{q^2}} \left(1 + \frac{2m_l^2}{q^2}\right) \left(1 - \frac{q^2}{m_P^2}\right)^3 |F(q^2)|^2 \\ &= [\text{QED}(q^2)] \times |F(q^2)|^2, \end{aligned} \quad (1)$$

where m_P and m_l are the masses of the pseudoscalar meson (η or η' in this paper) and the lepton, respectively; α is the fine structure constant; and $[\text{QED}(q^2)]$ represents the calculable QED part for a pointlike meson. The $F(q^2)$, which is described by phenomenological models, can be experimentally determined from the ratio between the measured dilepton invariant mass spectrum and the QED calculation, which is derived from Eq. (1). One of the most common phenomenological models to estimate $F(q^2)$ is the vector meson dominance (VMD) model. In the VMD model [3], the interactions between a virtual photon and hadrons are assumed to be mediated through a superposition of neutral vector meson states. Therefore, the TFF is parametrized as [1]

$$F(q^2) = N \sum_V \frac{g_{\eta^{(l)}\gamma V} m_V^2}{2g_{V\gamma} m_V^2 - q^2 - i\Gamma_V m_V}, \quad (2)$$

where N is a normalization constant ensuring $F(0) = 1$; m_V and Γ_V are the masses and widths of the vector mesons $V = \rho, \omega, \phi$, and $g_{\eta^{(l)}\gamma V}$ and $g_{V\gamma}$ are the corresponding coupling constants of the $\eta^{(l)}$ transition into a photon

*Full author list given at the end of the article.

Published by the American Physical Society under the terms of the [Creative Commons Attribution 4.0 International license](https://creativecommons.org/licenses/by/4.0/). Further distribution of this work must maintain attribution to the author(s) and the published article's title, journal citation, and DOI. Funded by SCOAP³.

and vector meson and the vector meson transition into a photon, respectively.

In a simplified approach, the single-pole form factor is written as

$$F(q^2) = \frac{1}{1 - q^2/\Lambda^2}, \quad (3)$$

where the pole parameter Λ is expected to be of the order of a vector meson (typically ρ , ω , ϕ) mass. The parameter to be experimentally determined is the slope of the form factor

$$b = \left. \frac{dF}{dq^2} \right|_{q^2=0} = \Lambda^{-2}. \quad (4)$$

In the case of the η' , the pole is expected to lie within the kinematic boundaries of the decay. A widely used expression for the multipole form factor is

$$|F(q^2)|^2 = \frac{\Lambda^2(\Lambda^2 + \gamma^2)}{(\Lambda^2 - q^2)^2 + \Lambda^2\gamma^2}, \quad (5)$$

where the parameters Λ and γ correspond to the mass and width of the Breit-Wigner shape for the effective contributing vector meson. One application of the form factor is to calculate the rms of the interaction regions, $R = \sqrt{6 \cdot b}$ [1].

In contrast to previous studies of $\eta \rightarrow \gamma l^+ l^-$ from SND and WASA [4,5], BESIII has unique access to η and η' decays due to their high production rate in J/ψ radiative and hadronic decays. For example, BESIII reported the first measurement of the e^+e^- invariant-mass distribution from $\eta' \rightarrow \gamma e^+e^-$ with $J/\psi \rightarrow \gamma \eta'$ [6]. The single-pole parametrization provides a good description of data and the corresponding slope parameter is $b_{\eta'} = (1.60 \pm 0.19) \text{ GeV}^{-2}$. It is in agreement with predictions from different theoretical models [7–10] and a previous measurement of $\eta' \rightarrow \gamma \mu^+ \mu^-$ [11].

Additionally, new light hidden particles, such as axionlike particles and the dark photon, which may couple with light quarks and gluons, could be produced in the Dalitz decays of pseudoscalar mesons, $\eta/\eta' \rightarrow \gamma e^+e^-$ [12]. The dark photon (A') is a new type of force carrier in the simplest scenario of an interaction with dark matter particles and is charged under Abelian $U(1)$ groups [13–15]. The predicted branching fraction of the meson decay to dark photon is expressed as [16]

$$\mathcal{B}(P \rightarrow \gamma A') = 2\varepsilon^2 \left(1 - \frac{m_{A'}^2}{m_P^2}\right)^3 \mathcal{B}(P \rightarrow \gamma \gamma), \quad (6)$$

where ε is the coupling strength and $m_{A'}$ is the mass of the dark photon. An experimental search was performed in $\pi^0 \rightarrow \gamma e^+e^-$ by NA48/2 with a high statistics π^0 sample tagged in kaon decays [17]. BESIII reported searches for the

dark photon in the processes $J/\psi \rightarrow e^+e^-\eta$ [18] and $J/\psi \rightarrow e^+e^-\eta'$ [19] using a large J/ψ data sample. However, no search for dark sectors in the Dalitz decays of η and η' has yet been performed.

BESIII has presently collected a sample of 10 billion J/ψ decays [20], which is about 8 times larger than that used in Ref. [6]. This unprecedented sample size allows for improved measurements of the Dalitz decays $\eta/\eta' \rightarrow \gamma e^+e^-$ and searches for new light hidden particles.

II. DETECTOR AND MC SIMULATION

The BESIII detector [21] records symmetric e^+e^- collisions provided by the BEPCII storage ring [22] in the center-of-mass energy range from 2.0 to 4.95 GeV, with a peak luminosity of $1.1 \times 10^{33} \text{ cm}^{-2} \text{ s}^{-1}$ achieved at $\sqrt{s} = 3.77 \text{ GeV}$. BESIII has collected large data samples in this energy region [23–26]. The cylindrical core of the BESIII detector covers 93% of the full solid angle and consists of a helium-based multilayer drift chamber (MDC), a plastic scintillator time-of-flight (TOF) system, and a CsI(Tl) electromagnetic calorimeter (EMC), which are all enclosed in a superconducting solenoidal magnet providing a 1.0 T (0.9 T in 2012) magnetic field. The solenoid is supported by an octagonal flux-return yoke with resistive plate counter muon identification modules interleaved with steel. The charged-particle momentum resolution at 1 GeV/ c is 0.5%, and the dE/dx resolution is 6% for electrons from Bhabha scattering. The EMC measures photon energies with a resolution of 2.5% (5%) at 1 GeV in the barrel (end cap) region. The time resolution in the TOF barrel region is 68 ps, while that in the end cap region is 110 ps. The end cap TOF system was upgraded in 2015 using multigap resistive plate chamber technology, providing a time resolution of 60 ps [27].

Simulated data samples produced with a Geant4-based [28] Monte Carlo (MC) package, which includes the geometric description of the BESIII detector and the detector response, are used to determine detection efficiencies and to estimate backgrounds. The simulation models the beam energy spread and initial state radiation in the e^+e^- annihilations with the generator KKMC [29]. The inclusive MC sample includes both the production of the J/ψ resonance and the continuum processes incorporated in KKMC [29]. All particle decays are modeled with EvtGen [30] using branching fractions either taken from the Particle Data Group (PDG) [31], when available, or otherwise estimated with LUNDCHARM [32,33]. A custom generator, which incorporates theoretical amplitudes, was developed to simulate a variety of exclusive decays, such as $\eta/\eta' \rightarrow \gamma e^+e^-$ [34], $\eta/\eta' \rightarrow \gamma \pi^+ \pi^-$ [35], and $J/\psi \rightarrow e^+e^-\eta/\eta'$ [36].

III. EVENT SELECTION

Charged tracks are reconstructed from hits in the MDC, and are required to pass within 10 cm of the interaction

point (IP) along the beam direction and within 1 cm in the plane perpendicular to the beams. The polar angle θ of each charged track is required to be in the range of $|\cos\theta| < 0.93$. Photon candidates are reconstructed using clusters in the EMC, where a minimum energy of 0.025 GeV in the barrel region ($|\cos\theta| < 0.8$) and 0.050 GeV in the end cap region ($0.86 < |\cos\theta| < 0.92$) is required. Clusters due to electronic noise and deposited energy unrelated to the event are suppressed by requiring the shower time to be within 700 ns of the event start time. To exclude showers produced by charged particles, the angle subtended by the EMC shower and the position of the closest charged track at the EMC must be greater than 10° as measured from the IP. To study $\eta/\eta' \rightarrow \gamma e^+ e^-$ with $J/\psi \rightarrow \gamma\eta/\eta'$, two oppositely charged tracks and at least two good photons are selected for further analysis.

Candidate events are required to successfully pass a primary vertex fit and the two charged tracks are identified as an electron and positron by using combined information from the TOF and dE/dx . Combined likelihoods (\mathcal{L}) under the electron and pion hypotheses are obtained. Positron candidates are required to satisfy $\mathcal{L}(e)/(\mathcal{L}(e) + \mathcal{L}(\pi)) > 0.5$ for the η and $\mathcal{L}(e)/(\mathcal{L}(e) + \mathcal{L}(\pi)) > 0.95$ for the η' . A kinematic 4C fit is then performed under the hypothesis of $J/\psi \rightarrow \gamma\gamma e^+ e^-$ by constraining the total four-momentum of the final particles to the initial four-momentum of the $e^+ e^-$ system, and the resulting χ_{4C}^2 is required to be less than 100. For events with more than two photon candidates, the $\gamma\gamma e^+ e^-$ combination with minimum χ_{4C}^2 is retained. Since the radiative photon coming directly from the J/ψ decay is monoenergetic, and has a greater energy than the photon from the η/η' decays, the photon with maximum energy is regarded as the radiative photon from the J/ψ .

To suppress events from QED processes (i.e., Bhabha events), the energy of the low-energy photon is required to be greater than 0.15 GeV and the angle at the vertex between it and the electron or positron is required to be larger than 10° . To remove background events from J/ψ decays with final state radiation photons, in particular $J/\psi \rightarrow e^+ e^-$, the angle between the high-energy radiative photon and the electron or positron is required to be greater than 20° . In addition, the $\gamma\gamma$ invariant mass is required to be outside the mass regions of the η and η' , $|M(\gamma\gamma) - 0.547| > 0.03$ GeV/ c^2 and $|M(\gamma\gamma) - 0.958| > 0.03$ GeV/ c^2 . This suppresses background events from $J/\psi \rightarrow e^+ e^- \eta/\eta'$ with $\eta/\eta' \rightarrow \gamma\gamma$.

After the above requirements, the dominant remaining background contribution is from events where a photon converts into a $e^+ e^-$ pair. To exclude these background events, an algorithm to find photon conversions is applied to selected $e^+ e^-$ pairs. The photon conversion point (CP) is reconstructed using the intersection point of the two charged track trajectories in the x - y plane, which is perpendicular to the beam line. The photon conversion length R_{xy} is defined as the distance from the beam line to

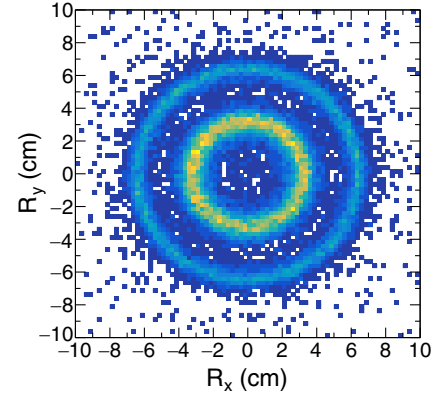


FIG. 1. The distribution of the photon conversion points for simulated events from the process $J/\psi \rightarrow \gamma\eta', \eta' \rightarrow \gamma\gamma$ where a photon converts into an electron-positron pair in the beam pipe or inner wall of the MDC.

the CP in the x - y plane along the beam direction. Taking $J/\psi \rightarrow \gamma\eta', \eta' \rightarrow \gamma\gamma$ as an example, the photon conversion events accumulate at $R_{xy} \approx 3$ cm and $R_{xy} \approx 6$ cm, which correspond to the positions of the beam pipe and the inner wall of the MDC, respectively, as displayed in Fig. 1. The R_{xy} distribution is well reproduced by the MC simulation, as presented in Fig. 2. The signal regions in the invariant mass of $\gamma e^+ e^-$ are defined as $M(\gamma e^+ e^-) \in [0.52, 0.56]$ (GeV/ c^2) for the η and $M(\gamma e^+ e^-) \in [0.94, 0.98]$ (GeV/ c^2) for the η' , and the mass sidebands are defined as $M(\gamma e^+ e^-) \in [0.50, 0.51] \cup [0.59, 0.60]$ GeV/ c^2 for the η and $M(\gamma e^+ e^-) \in [0.88, 0.90] \cup [1.00, 1.02]$ GeV/ c^2 for the η' .

To preserve more signal events, we only reject events with $R_{xy} > 2$ cm when $\cos\theta_{eg} > 0$ and $|\Delta_{xy}| < 0.8$ cm. Here, $\cos\theta_{eg}$ is the angle between the momentum vector of the reconstructed photon, which converts to an electron-positron pair, and the direction from the IP to the

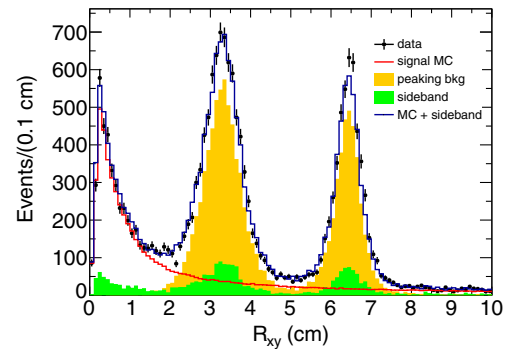


FIG. 2. The R_{xy} distributions. The black dots with error bars are data. The red line shows simulated events from the signal process $J/\psi \rightarrow \gamma\eta', \eta' \rightarrow \gamma e^+ e^-$. The yellow shaded area shows the background from photon conversion events. The green shaded area is estimated from the η' sideband. The blue line is the sum of the simulated signal, the simulated background, and the η' sideband background.

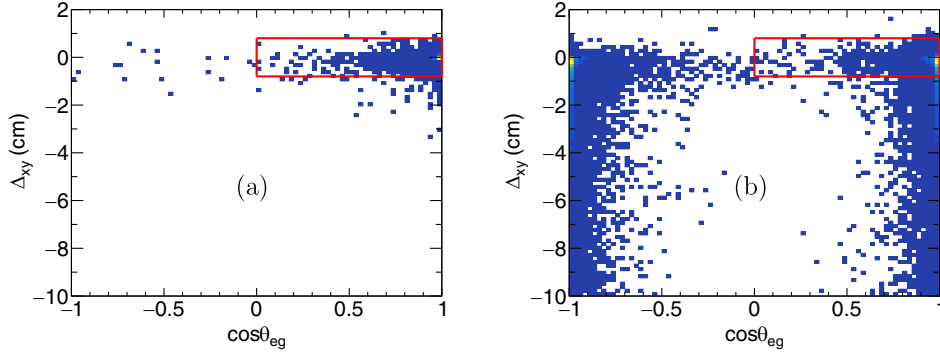


FIG. 3. The distributions of Δ_{xy} versus $\cos\theta_{eg}$ for simulated events with $R_{xy} > 2$ cm from the processes (a) $J/\psi \rightarrow \gamma\eta', \eta' \rightarrow \gamma\gamma$ and (b) $J/\psi \rightarrow \gamma\eta', \eta' \rightarrow \gamma e^+ e^-$. The rectangle, which corresponds to $|\Delta_{xy}| < 0.8$ cm and $\cos\theta_{eg} > 0$, is the rejection range for photon conversion events.

conversion point. The electron and positron tracks project to two circles in the x - y plane, and we define Δ_{xy} as the distance between the intersections of the two circles and the line connecting the centers of the circles. The distributions of Δ_{xy} versus $\cos\theta_{eg}$ from the simulated events are displayed in Fig. 3.

After imposing the additional requirements discussed above, Fig. 4 shows the invariant mass ($M(\gamma e^+ e^-)$) spectra in the η and η' mass regions, respectively, where clear η and η' peaks are observed. To estimate the remaining background contributions, we have performed extensive studies of potential background processes using data taken at the center-of-mass energy of 3.08 GeV and the simulated inclusive J/ψ sample. The results indicate that the non-peaking background events mainly come from the processes $e^+e^- \rightarrow e^+e^-\gamma$, $e^+e^- \rightarrow e^+e^-\gamma\gamma$, $e^+e^- \rightarrow \gamma\gamma\gamma$, $J/\psi \rightarrow e^+e^-$, and $J/\psi \rightarrow \gamma\pi^0\pi^0$. Using dedicated MC samples for $J/\psi \rightarrow \gamma\eta/\eta'$ with $\eta/\eta' \rightarrow \gamma\gamma$, the numbers of normalized peaking background events are determined to be 729 ± 26 and 192 ± 12 , respectively, in accordance with the corresponding branching fractions in the PDG [31].

The quoted errors are due to the MC statistics and the uncertainties of branching fractions.

IV. SIGNAL YIELDS OF $\eta/\eta' \rightarrow \gamma e^+ e^-$

The signal yields for the decays $\eta/\eta' \rightarrow \gamma e^+ e^-$ are obtained from extended unbinned maximum likelihood fits to the $M(\gamma e^+ e^-)$ distributions. The total probability density function consists of a signal and various background contributions. The signal component is modeled by the MC-simulated signal shape convolved with a Gaussian function to account for the difference in the mass resolution between data and MC simulation. The background components are subdivided into two classes: (i) the shapes of photon conversion events are taken from the dedicated MC simulations and the magnitudes are fixed as described above; and (ii) the continuum background events are described by a first-order Chebyshev function.

The fits yield 22907 ± 164 $\eta \rightarrow \gamma e^+ e^-$ events and 7611 ± 108 $\eta' \rightarrow \gamma e^+ e^-$ events. The results of the fits to the $M(\gamma e^+ e^-)$ distributions in the η and η' mass regions are shown in Fig. 4.

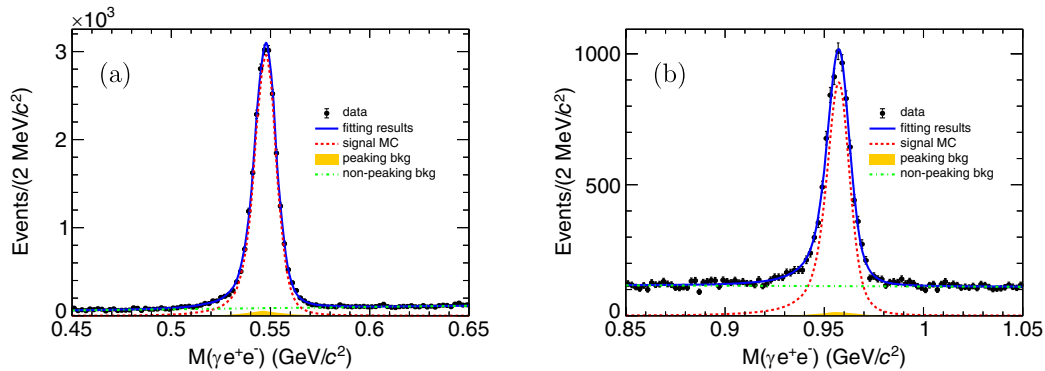


FIG. 4. The fits to the $M(\gamma e^+ e^-)$ distributions for (a) $\eta \rightarrow \gamma e^+ e^-$ and (b) $\eta' \rightarrow \gamma e^+ e^-$. The dots with error bars represent data, the blue line represents the total fit, the red dotted line represents the signal, the yellow shaded area represents the peaking background from photon conversion, and the green line represents the fitted Chebyshev function.

Using the measured signal yields, the branching fractions are determined with the following equations:

$$\mathcal{B}(\eta/\eta' \rightarrow \gamma e^+ e^-) = \frac{N_{\text{obs}}}{N_{J/\psi} \cdot \epsilon \cdot \mathcal{B}(J/\psi \rightarrow \gamma \eta/\eta')}, \quad (7)$$

where N_{obs} is the observed signal events, $N_{J/\psi}$ is the number of J/ψ events, ϵ is the detection efficiency, and $\mathcal{B}(J/\psi \rightarrow \gamma \eta/\eta')$ is the branching fraction referred from PDG [31]. With a detection efficiency of $(29.60 \pm 0.03)\%$ for η and $(29.80 \pm 0.03)\%$ for η' , the branching fraction of $\eta/\eta' \rightarrow \gamma e^+ e^-$ is calculated to be $(7.07 \pm 0.05) \times 10^{-3}$ and $(4.83 \pm 0.07) \times 10^{-4}$ with statistical uncertainties, respectively.

V. FORM FACTOR MEASUREMENT

To extract the electromagnetic transition form factor of the η/η' , an unbinned maximum likelihood fit to the $M(e^+ e^-)$ spectrum in data is performed. To measure the η/η' form factor, $M(\gamma e^+ e^-)$ is required to be in the η/η' signal regions which are defined as $M(\gamma e^+ e^-) \in [0.52, 0.56]$ (GeV/ c^2) for the η and $M(\gamma e^+ e^-) \in [0.94, 0.98]$ (GeV/ c^2) for the η' , and the mass sidebands, which are defined as $M(\gamma e^+ e^-) \in [0.50, 0.51] \cup [0.59, 0.60]$ GeV/ c^2 for the η and $M(\gamma e^+ e^-) \in [0.88, 0.90] \cup [1.00, 1.02]$ GeV/ c^2 for the η' , are used to estimate the nonpeaking background contributions. The peaking background contribution from photon conversion events is estimated from the MC simulation, and the branching fractions are taken from the PDG [31]. The corresponding background yields from $J/\psi \rightarrow \gamma \eta, \eta \rightarrow \gamma \gamma$ and $J/\psi \rightarrow \gamma \eta', \eta' \rightarrow \gamma \gamma$ are estimated to be 582 ± 21 and 155 ± 9 , respectively. The numbers of candidates selected in the η and η' mass regions are 23189 and 9333, respectively.

The free parameter of the probability-density function (PDF) to observe the i th event characterized by the measured four-momenta ξ_i of the particles in the final state is

$$\mathcal{P}(\xi_i) = \frac{|\mathcal{A}(\xi_i)|^2 \epsilon(\xi_i)}{\int d\xi |\mathcal{A}(\xi)|^2 \epsilon(\xi)}, \quad (8)$$

where \mathcal{A} is the full amplitude including all the potential intermediate states in Eq. (1), and $\epsilon(\xi_i)$ is the detection efficiency. The free parameters are estimated by MINUIT [37]. The fit minimizes the negative log-likelihood value

$$-\ln \mathcal{L} = -\omega' \left[\sum_{i=1}^{N_{\text{data}}} \ln \mathcal{P}(\xi_i) - \omega_{\text{bkg1}} \sum_{j=1}^{N_{\text{bkg1}}} \ln \mathcal{P}(\xi_j) - \omega_{\text{bkg2}} \sum_{k=1}^{N_{\text{bkg2}}} \ln \mathcal{P}(\xi_k) \right], \quad (9)$$

where \mathcal{P} is the PDF, i, j , and k run over all accepted data, the peaking background, and the continuous background events, respectively, and their corresponding number of events are denoted by N_{data} , N_{bkg1} , and N_{bkg2} . Here, $\omega_{\text{bkg1}} = \frac{N'_{\text{bkg1}}}{N_{\text{bkg1}}}$ and $\omega_{\text{bkg2}} = \frac{N'_{\text{bkg2}}}{N_{\text{bkg2}}}$ are the weights of the backgrounds, where N'_{bkg1} and N'_{bkg2} are their contributions in the signal region according to branching fractions taken from PDG [31] and the above fitting results as displayed in Fig. 4. To obtain an unbiased uncertainty estimation, the normalization factor derived from Ref. [38] is considered, described as

$$\omega' = \frac{N_{\text{data}} - N_{\text{bkg1}} \omega_{\text{bkg1}} - N_{\text{bkg2}} \omega_{\text{bkg2}}}{N_{\text{data}} + N_{\text{bkg1}} \omega_{\text{bkg1}}^2 + N_{\text{bkg2}} \omega_{\text{bkg2}}^2}. \quad (10)$$

For the η case, we fit the $M(e^+ e^-)$ distribution with the single-pole model, and the result is illustrated in Fig. 5(a). The fit gives $\Lambda_\eta = (0.749 \pm 0.027)$ GeV/ c^2 . The corresponding radius of the interaction region is calculated to be $R_\eta = (0.645 \pm 0.023)$ fm [1]. Here the uncertainties are statistical only.

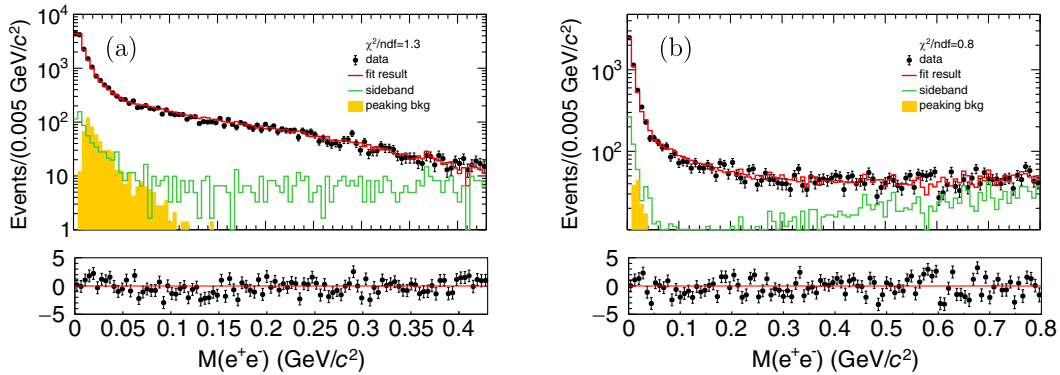


FIG. 5. The fits to the $\eta^{(l)}$ form factors for (a) $\eta \rightarrow \gamma e^+ e^-$ and (b) $\eta' \rightarrow \gamma e^+ e^-$. The black dots with error bars represent data, the red histogram represents the total fit, the yellow shaded histogram represents the peaking background from the simulated events of $J/\psi \rightarrow \gamma \eta, \eta \rightarrow \gamma \gamma$, and the green histogram represents the $\eta^{(l)}$ sideband.

For the η' case, the single-pole model does not describe the data well. Instead, we fit the $M(e^+e^-)$ distribution with the multipole model, and the result is shown in Fig. 5(b). From the fit, we obtain $\Lambda_{\eta'} = (0.802 \pm 0.007) \text{ GeV}/c^2$ and $\gamma_{\eta'} = (0.113 \pm 0.010) \text{ GeV}/c^2$. The radius of the interaction region is calculated to be $R_{\eta'} = (0.596 \pm 0.005) \text{ fm}$ [1]. The uncertainties are statistical only.

VI. SYSTEMATIC UNCERTAINTY

In the measurements of the branching fractions and the electromagnetic form factors, the possible sources of systematic uncertainties are summarized in Tables I and II, as discussed in detail below.

A. MDC tracking

The MDC tracking efficiency of electrons has been studied with a control sample of both radiative Bhabha events, $e^+e^- \rightarrow \gamma e^+e^-$, at the J/ψ peak and $J/\psi \rightarrow e^+e^-$ events. The data-MC difference, Δ_{sys} , is extracted as a function of the particle momentum and the polar angle. Subsequently, each event in the MC sample is reweighted by a factor $(1 + \Delta_{\text{sys}})$. The branching fractions are recalculated with efficiencies determined from the reweighted MC sample. For the TFF measurement, a reweighted MC sample is used to calculate the MC integral, and a group of

TABLE I. The systematic uncertainties of the measured branching fractions (in percentage).

Sources	$\eta \rightarrow \gamma e^+e^-$	$\eta' \rightarrow \gamma e^+e^-$
MDC tracking	2.2	1.1
PID	0.9	0.5
Photon detection	0.5	0.6
Kinematic fit	0.3	0.3
Photon conversion veto	0.9	0.9
$M(\gamma e^+e^-)$ fit	0.6	1.5
Number of J/ψ events	0.44	0.44
$\mathcal{B}(J/\psi \rightarrow \gamma \eta/\eta')$	1.3	1.3
Signal shape	1.0	1.0
Total	3.2	2.8

TABLE II. The systematic uncertainties of the measured form factors (in percentage).

Sources	Λ_{η}	$\Lambda_{\eta'}$	$\gamma_{\eta'}$
MDC tracking	0.5	0.1	0.3
PID	0.5	0.1	0.1
Kinematic fit	0.2	0.1	0.3
Background uncertainties	0.1	0.2	0.2
Veto of photon conversion	0.6	1.0	1.3
Total	1.0	1.1	1.4

new fitting results are obtained using the same fit method as in Sec. V. The difference with the nominal result is taken as the systematic uncertainty.

B. PID efficiency

The PID efficiency of electrons has also been studied with a control sample of both radiative Bhabha events, $e^+e^- \rightarrow \gamma e^+e^-$, at the J/ψ peak and $J/\psi \rightarrow e^+e^-$ events. Using the same approach as that used for the tracking efficiency, we correct the particle identification (PID) efficiency as a function of both $\cos\theta$ ranges and the transverse momentum for each electron. The change of the efficiency is assigned as the systematic uncertainty.

C. Photon detection

For photons directly detected by the EMC, the detection efficiency has been studied using a control sample of $e^+e^- \rightarrow \gamma_{\text{ISR}}\mu^+\mu^-$ events. The four-momentum of the initial-state-radiation photon is predicted using only the four-momentum of the $\mu^+\mu^-$ pair. The photon detection efficiency is determined from the fraction of events containing a photon with a four-momentum consistent with the prediction. The systematic uncertainty is defined as the relative difference in the efficiency between data and MC simulation.

D. 4C kinematic fit

The systematic uncertainty associated with the 4C kinematic fit comes from track reconstruction inconsistency between the data and MC simulation. This difference has been reduced by correcting the track helix parameters of the MC simulation [39]. We take the efficiency with the correction as the nominal value, and take the difference between the efficiencies with and without the correction as the systematic uncertainty.

E. Photon conversion veto

To evaluate the systematic uncertainty associated with the rejection of photon conversions, we select a clean sample of $J/\psi \rightarrow \pi^+\pi^-\pi^0, \pi^0 \rightarrow \gamma e^+e^-$ events, which includes both π^0 Dalitz decays and $\pi^0 \rightarrow \gamma\gamma$ decays where one photon externally converts to an electron-positron pair. Using the same requirements to veto photon conversion events as described above, the data-MC difference of the selection efficiencies is evaluated and taken as the systematic uncertainty in the calculation of the branching fractions.

Using the same approach as was used for the tracking efficiency, we do a two-dimensional correction to the photon conversion veto efficiency as a function of the momentum of the electron and positron. The change of the efficiency is assigned as the systematic uncertainty.

F. $M(\gamma e^+ e^-)$ fit

The uncertainties due to the fit range are considered by varying the fit ranges, and the uncertainty associated with the smooth background function is evaluated by replacing the shape in the nominal fit with a second-order polynomial.

G. Number of J/ψ events

Using J/ψ inclusive decays, the number of J/ψ events is determined to be $(10087 \pm 44) \times 10^6$ [20] and the corresponding uncertainty, 0.44%, is assigned as the systematic uncertainty in the calculation of the branching fraction.

H. Quoted branching fractions

External uncertainties from the branching fractions of $J/\psi \rightarrow \gamma\eta/\eta'$ are directly taken from the world average values [31]. To account for the form factor uncertainties due to the peaking background contributions from $J/\psi \rightarrow \gamma\eta/\eta'$, $\eta/\eta' \rightarrow \gamma\gamma$, the normalized background events are varied by 1 standard deviation in the alternative fits in accordance with the uncertainties of the branching fractions in the PDG [31]. The changes with respect to the nominal results are assigned as systematic uncertainties.

I. Signal model

In the fit to determine the η/η' yield, the signal shape is determined from signal MC events which are generated using a custom generator [34]. The parameters of the form factors used in the generator are determined with an iterative procedure. A new MC sample is generated with parameters determined from the data using the MC sample generated at the previous step. Already after the first iteration, the changes of selection efficiencies are less than 0.03%, and this source of systematic uncertainty is ignored. We also use a double-sided crystal ball function instead of the signal MC shape to fit the $M(e^+e^-)$ distributions. The systematic uncertainty is determined to be 1.0% for both the η and η' .

All systematic uncertainties in the branching fraction and form factor measurements are summarized in Tables I and II, respectively. Assuming all the sources are independent, the total systematic uncertainties are obtained by adding the individual values in quadrature. The obtained results are shown in the last row of each table.

VII. SEARCH FOR THE DARK PHOTON

We search for the dark photon A' with $A' \rightarrow e^+e^-$ by performing a series of unbinned extended maximum likelihood fits to the $M(e^+e^-)$ distribution. The mass of the A' is scanned over a range of $[0, 0.4]$ GeV/c^2 for the η and $[0, 0.7]$ GeV/c^2 for the η' with a step length of $0.01 \text{ GeV}/c^2$. The A' signal is described by the MC-simulated shape with an assumption of a negligible width, where $\eta/\eta' \rightarrow \gamma A'$ and $A' \rightarrow e^+e^-$ are all modeled by phase

space. The background components are subdivided into three classes: (i) the shapes of the photon conversion background events of $\eta/\eta' \rightarrow \gamma\gamma$ that contribute to a structure in the η/η' mass regions are taken from the dedicated MC simulation; (ii) the background contribution of the Dalitz decays $\eta/\eta' \rightarrow \gamma e^+e^-$ is modeled with the above results; and (iii) the remaining background events are estimated with the corresponding sidebands, defined as $M(\gamma e^+e^-) \in [0.50, 0.51] \cup [0.59, 0.60] \text{ GeV}/c^2$ for η and $M(\gamma e^+e^-) \in [0.88, 0.90] \cup [1.00, 1.02] \text{ GeV}/c^2$ for η' . With MC simulation, no peaking background is considered. As an example shown in Fig. 6, the significance for each assumed A' mass is less than 0.5σ .

Several multiplicative systematic uncertainties for each mass hypothesis of the A' are studied, including photon detection (0.5%), veto of photon conversion (0.9%), $N_{J/\psi}$ (0.44%), $\mathcal{B}(J/\psi \rightarrow \gamma P)$ (1.3%), MC statistics (0.4%), MDC tracking (0.7%–3.1%), PID (0.8%–1.2%), and kinematic fit (0.6%–7.5%). The total systematic uncertainty is 2%–8%. The additive systematic uncertainties are considered by alternative fit ranges and background models. The maximum number of signal events among the different fit scenarios is adopted to calculate the upper limit of the signal yield.

Since no A' signal is apparent in the $M(e^+e^-)$ distribution, we compute the upper limit on the product branching fraction $\mathcal{B}(P \rightarrow \gamma A') \times \mathcal{B}(A' \rightarrow e^+e^-)$ at the 90% confidence level as a function of $m_{A'}$ using a Bayesian method [40]. The multiplicative systematic uncertainty is incorporated by smearing the likelihood curve using a Gaussian function with a width representing the systematic uncertainty as follows:

$$L'(\mathcal{B}) = \int_0^1 L\left(\frac{\epsilon}{\hat{\epsilon}} \mathcal{B}\right) \exp\left(-\frac{[\epsilon - \hat{\epsilon}]^2}{2\sigma_s^2}\right) d\epsilon, \quad (11)$$

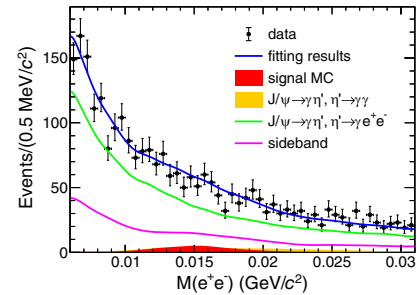


FIG. 6. Fit to the invariant-mass distribution of $M(e^+e^-)$ when the invariant mass of A' is $15 \text{ MeV}/c^2$. The dots with error bars represent data, and the blue solid line is the total fitting results. The red histogram represents the arbitrary normalized MC signal shape. The green dotted histogram is the $J/\psi \rightarrow \gamma\eta', \eta' \rightarrow \gamma e^+e^-$ MC shape. The yellow dotted histogram is the $J/\psi \rightarrow \gamma\eta', \eta' \rightarrow \gamma\gamma$ MC shape. The gray dotted histogram is the background obtained from the η' sideband.

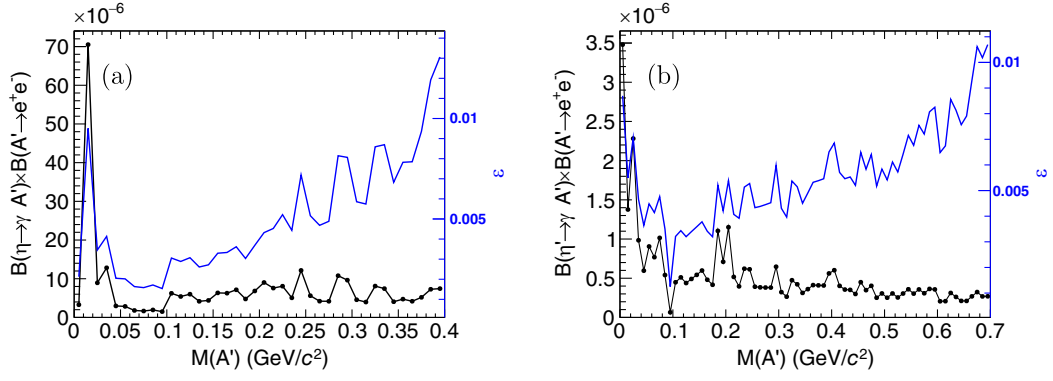


FIG. 7. The upper limit of the branching fractions of the dark photon (shown as the black line) and the coupling strength ϵ (shown as the blue line) for (a) $\eta \rightarrow \gamma A'$ and (b) $\eta' \rightarrow \gamma A'$.

where L and L' are the likelihood curves before and after taking into account the systematic uncertainty; ϵ , $\hat{\epsilon}$, and σ_S are the detection efficiency, the nominal efficiency, and the absolute total systematic uncertainty on the efficiency, respectively. As shown in Fig. 7, the combined limits on the production rate $\mathcal{B}(\eta \rightarrow \gamma A') \times \mathcal{B}(A' \rightarrow e^+ e^-)$ are established at the level of $(1-70) \times 10^{-6}$ for $0 < m_{A'} < 0.4 \text{ GeV}/c^2$ in $\eta \rightarrow \gamma e^+ e^-$, and $\mathcal{B}(\eta' \rightarrow \gamma A') \times \mathcal{B}(A' \rightarrow e^+ e^-)$ are constrained at the level of $(0.5-3.5) \times 10^{-6}$ for $0 < m_{A'} < 0.7 \text{ GeV}/c^2$ in $\eta' \rightarrow \gamma e^+ e^-$. With the expected dark photon decay branching fraction of $A' \rightarrow e^+ e^-$ obtained from Ref. [41], the upper limits on the coupling strength ϵ both vary in the range of $10^{-2} - 10^{-3}$.

VIII. SUMMARY

Using a sample of 10 billion J/ψ events collected by the BESIII detector, the Dalitz decays $\eta \rightarrow \gamma e^+ e^-$ and $\eta' \rightarrow \gamma e^+ e^-$ are studied using J/ψ radiative decays. The branching fractions are determined to

be $\mathcal{B}(\eta \rightarrow \gamma e^+ e^-) = (7.07 \pm 0.05 \pm 0.23) \times 10^{-3}$ and $\mathcal{B}(\eta' \rightarrow \gamma e^+ e^-) = (4.83 \pm 0.07 \pm 0.14) \times 10^{-4}$, respectively.

We also measure the TFF as a function of $M(e^+ e^-)$ with a single-pole parametrization for the η and a multipole parametrization for the η' . The parameters Λ_η , $\Lambda_{\eta'}$, and $\gamma_{\eta'}$ are determined to be $(0.749 \pm 0.027 \pm 0.008) \text{ GeV}/c^2$, $(0.802 \pm 0.007 \pm 0.008) \text{ GeV}/c^2$, and $(0.113 \pm 0.010 \pm 0.002) \text{ GeV}/c^2$, respectively, in good agreement with previous works, as shown in Fig 8. The corresponding radii of interaction region of the η and η' mesons are calculated to be $R_\eta = (0.645 \pm 0.023 \pm 0.007) \text{ fm}$ and $R_{\eta'} = (0.596 \pm 0.005 \pm 0.006) \text{ fm}$.

In addition, we search for a dark photon A' in $\eta \rightarrow \gamma e^+ e^-$ and $\eta' \rightarrow \gamma e^+ e^-$, and the significance for each case is less than 0.5σ . The upper limits on their branching fractions, as illustrated in Fig. 7, are calculated to be $(1-70) \times 10^{-6}$ at the 90% confidence level in the range of $0 < m_{A'} < 0.4 \text{ GeV}/c^2$ and $(0.5-3.5) \times 10^{-6}$ at the 90% confidence level in the range of $0 < m_{A'} < 0.7 \text{ GeV}/c^2$, respectively. The upper limits of the coupling strength ϵ vary in the range of $10^{-2} - 10^{-3}$.

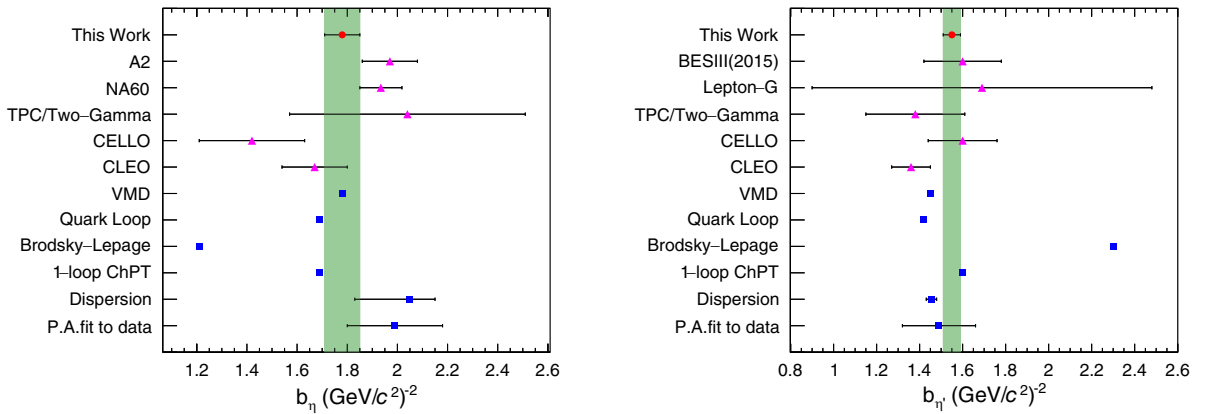


FIG. 8. Slope parameters of the η (left panel) and η' (right panel) TFFs extracted from different experiments and calculated by different theoretical models. The points refer to experiments [6,11,42–46] (purple triangles), theoretical calculations [1,8–10,47,48] (blue squares), and this work (red dots). The green bands are the total uncertainties of this work.

ACKNOWLEDGMENTS

The BESIII Collaboration thanks the staff of BEPCII and the IHEP computing center for their strong support. This work is supported in part by National Key R&D Program of China under Contracts No. 2020YFA0406300 and No. 2020YFA0406400; National Natural Science Foundation of China (NSFC) under Contracts No. 11635010, No. 11735014, No. 11835012, No. 11935015, No. 11935016, No. 11935018, No. 11961141012, No. 12025502, No. 12035009, No. 12035013, No. 12061131003, No. 12192260, No. 12192261, No. 12192262, No. 12192263, No. 12192264, No. 12192265, No. 12221005, No. 12225509, No. 12235017, and No. 12005195; the Chinese Academy of Sciences (CAS) Large-Scale Scientific Facility Program; the CAS Center for Excellence in Particle Physics (CCEPP); Joint Large-Scale Scientific Facility Funds of the NSFC and CAS under Contract No. U1832207; CAS Key Research Program of Frontier Sciences under Contracts No. QYZDJ-SSW-SLH003 and No. QYZDJ-SSW-

SLH040; 100 Talents Program of CAS; The Institute of Nuclear and Particle Physics (INPAC) and Shanghai Key Laboratory for Particle Physics and Cosmology; European Union's Horizon 2020 research and innovation program under Marie Skłodowska-Curie grant agreement under Contract No. 894790; German Research Foundation DFG under Contract No. 455635585, Collaborative Research Center Contract No. CRC 1044, No. FOR5327, and No. GRK 2149; Istituto Nazionale di Fisica Nucleare, Italy; Ministry of Development of Turkey under Contract No. DPT2006K-120470; National Research Foundation of Korea under Contract No. NRF-2022R1A2C1092335; National Science and Technology fund of Mongolia; National Science Research and Innovation Fund (NSRF) via the Program Management Unit for Human Resources and Institutional Development, Research and Innovation of Thailand under Contract No. B16F640076; Polish National Science Centre under Contract No. 2019/35/O/ST2/02907; The Swedish Research Council; and U.S. Department of Energy under Contract No. DE-FG02-05ER41374.

-
- [1] L. G. Landsberg, *Phys. Rep.* **128**, 301 (1985).
 [2] T. Aoyama *et al.*, *Phys. Rep.* **887**, 1 (2020).
 [3] J. J. Sakurai, *Phys. Rev. Lett.* **22**, 981 (1969).
 [4] M. N. Achasov *et al.*, *Phys. Lett. B* **504**, 275 (2001).
 [5] M. Berlowski *et al.* (CELSIUS/WASA Collaboration), *Phys. Rev. D* **77**, 032004 (2008).
 [6] M. Ablikim *et al.* (BESIII Collaboration), *Phys. Rev. D* **92**, 012001 (2015).
 [7] A. Bramon and E. Masso, *Phys. Lett.* **104B**, 311 (1981).
 [8] L. Ametller, L. Bergstrom, A. Bramon, and E. Masso, *Nucl. Phys. B* **228**, 301 (1983).
 [9] L. Ametller, J. Bijnens, A. Bramon, and F. Cornet, *Phys. Rev. D* **45**, 986 (1992).
 [10] C. Hanhart, A. Kupść, U. G. Meißner, F. Stollenwerk, and A. Wirzba, *Eur. Phys. J. C* **73**, 2668 (2013).
 [11] R. I. Dzhelyadin *et al.*, *Phys. Lett.* **88B**, 379 (1979).
 [12] L. Gan, B. Kubis, E. Passemar, and S. Tulin, *Phys. Rep.* **945**, 1 (2022).
 [13] N. Arkani-Hamed, D. P. Finkbeiner, T. R. Slatyer, and N. Weiner, *Phys. Rev. D* **79**, 015014 (2009).
 [14] D. P. Finkbeiner and N. Weiner, *Phys. Rev. D* **76**, 083519 (2007).
 [15] M. Pospelov, *Phys. Rev. D* **80**, 095002 (2009).
 [16] B. Batell, M. Pospelov, and A. Ritz, *Phys. Rev. D* **80**, 095024 (2009).
 [17] M. Raggi (NA48/2 and NA62 Collaborations), *J. Phys. Conf. Ser.* **800**, 012032 (2017).
 [18] M. Ablikim *et al.* (BESIII Collaboration), *Phys. Rev. D* **99**, 012006 (2019).
 [19] M. Ablikim *et al.* (BESIII Collaboration), *Phys. Rev. D* **99**, 012013 (2019).
 [20] M. Ablikim *et al.* (BESIII Collaboration), *Chin. Phys. C* **46**, 074001 (2022).
 [21] M. Ablikim *et al.* (BESIII Collaboration), *Nucl. Instrum. Methods Phys. Res., Sect. A* **614**, 345 (2010).
 [22] C. Yu *et al.*, in *Proceedings of the 7th International Particle Accelerator Conference* (2016), p. TUYA01, 10.18429/JACoW-IPAC2016-TUYA01.
 [23] M. Ablikim *et al.* (BESIII Collaboration), *Chin. Phys. C* **44**, 040001 (2020).
 [24] Y. Jiao, F. Chen, P. He, C. Li, J. Li, Q. Qin, H. Qu, J. Wan, J. Wang, and G. Xu, *Radiat. Detect. Technol. Methods* **4**, 415 (2020).
 [25] J. W. Zhang *et al.*, *Radiat. Detect. Technol. Methods* **6**, 289 (2022).
 [26] K. X. Huang, Z. J. Li, Z. Qian, J. Zhu, H. Y. Li, Y. M. Zhang, S. S. Sun, and Z. Y. You, *Nucl. Sci. Tech.* **33**, 142 (2022).
 [27] P. Cao *et al.*, *Nucl. Instrum. Methods Phys. Res., Sect. A* **953**, 163053 (2020).
 [28] S. Agostinelli *et al.* (GEANT4 Collaboration), *Nucl. Instrum. Methods Phys. Res., Sect. A* **506**, 250 (2003).
 [29] S. Jadach, B. F. L. Ward, and Z. Was, *Phys. Rev. D* **63**, 113009 (2001).
 [30] D. J. Lange, *Nucl. Instrum. Methods Phys. Res., Sect. A* **462**, 152 (2001).
 [31] R. L. Workman *et al.* (Particle Data Group), *Prog. Theor. Exp. Phys.* 083C01 (2022).

- [32] J. C. Chen, G. S. Huang, X. R. Qi, D. H. Zhang, and Y. S. Zhu, *Phys. Rev. D* **62**, 034003 (2000).
- [33] R. L. Yang, R. G. Ping, and H. Chen, *Chin. Phys. Lett.* **31**, 061301 (2014).
- [34] N. Qin, Z. Y. Zhang, S. S. Fang, X. Zhou, L. L. Du, and H. X. Qiao, *Chin. Phys. C* **42**, 013001 (2018).
- [35] M. Ablikim *et al.* (BESIII Collaboration), *Phys. Rev. Lett.* **120**, 242003 (2018).
- [36] L. M. Gu, H. B. Li, X. X. Ma, and M. Z. Yang, *Phys. Rev. D* **100**, 016018 (2019).
- [37] F. James and M. Roos, *Comput. Phys. Commun.* **10**, 343 (1975).
- [38] C. Langenbruch, *Eur. Phys. J. C* **82**, 393 (2022).
- [39] M. Ablikim *et al.* (BESIII Collaboration), *Phys. Rev. D* **87**, 012002 (2013).
- [40] Y. S. Zhu, *Chin. Phys. C* **32**, 363 (2008).
- [41] B. Batell, M. Pospelov, and A. Ritz, *Phys. Rev. D* **79**, 115008 (2009).
- [42] P. Adlarson *et al.*, *Phys. Rev. C* **95**, 035208 (2017).
- [43] R. Arnaldi *et al.* (NA60 Collaboration), *Phys. Lett. B* **757**, 437 (2016).
- [44] H. Aihara *et al.* (TPC/Two Gamma Collaboration), *Phys. Rev. Lett.* **64**, 172 (1990).
- [45] H. J. Behrend *et al.* (CELLO Collaboration), *Z. Phys. C* **49**, 401 (1991).
- [46] J. Gronberg *et al.* (CLEO Collaboration), *Phys. Rev. D* **57**, 33 (1998).
- [47] R. Escribano, P. Masjuan, and P. Sanchez-Puertas, *Phys. Rev. D* **89**, 034014 (2014).
- [48] S. Holz, C. Hanhart, M. Hoferichter, and B. Kubis, *Eur. Phys. J. C* **82**, 434 (2022); **82**, 1159 (2022).

M. Ablikim,¹ M. N. Achasov,^{4,b} P. Adlarson,⁷⁵ O. Afedulidis,³ X. C. Ai,⁸⁰ R. Aliberti,³⁵ A. Amoroso,^{74a,74c} Q. An,^{71,58} Y. Bai,⁵⁷ O. Bakina,³⁶ I. Balossino,^{29a} Y. Ban,^{46,g} H.-R. Bao,⁶³ V. Batozskaya,^{1,44} K. Begzsuren,³² N. Berger,³⁵ M. Berlowski,⁴⁴ M. Bertani,^{28a} D. Bettoni,^{29a} F. Bianchi,^{74a,74c} E. Bianco,^{74a,74c} A. Bortone,^{74a,74c} I. Boyko,³⁶ R. A. Briere,⁵ A. Brueggemann,⁶⁸ H. Cai,⁷⁶ X. Cai,^{1,58} A. Calcaterra,^{28a} G. F. Cao,^{1,63} N. Cao,^{1,63} S. A. Cetin,^{62a} J. F. Chang,^{1,58} W. L. Chang,^{1,63} G. R. Che,⁴³ G. Chelkov,^{36,a} C. Chen,⁴³ C. H. Chen,⁹ Chao Chen,⁵⁵ G. Chen,¹ H. S. Chen,^{1,63} M. L. Chen,^{1,58,63} S. J. Chen,⁴² S. L. Chen,⁴⁵ S. M. Chen,⁶¹ T. Chen,^{1,63} X. R. Chen,^{31,63} X. T. Chen,^{1,63} Y. B. Chen,^{1,58} Y. Q. Chen,³⁴ Z. J. Chen,^{25,h} Z. Y. Chen,^{1,63} S. K. Choi,^{10a} X. Chu,⁴³ G. Cibinetto,^{29a} F. Cossio,^{74c} J. J. Cui,⁵⁰ H. L. Dai,^{1,58} J. P. Dai,⁷⁸ A. Dbeysy,¹⁸ R. E. de Boer,³ D. Dedovich,³⁶ C. Q. Deng,⁷² Z. Y. Deng,¹ A. Denig,³⁵ I. Denysenko,³⁶ M. Destefanis,^{74a,74c} F. De Mori,^{74a,74c} B. Ding,^{66,1} X. X. Ding,^{46,g} Y. Ding,³⁴ Y. Ding,⁴⁰ J. Dong,^{1,58} L. Y. Dong,^{1,63} M. Y. Dong,^{1,58,63} X. Dong,⁷⁶ M. C. Du,¹ S. X. Du,⁸⁰ Z. H. Duan,⁴² P. Egorov,^{36,a} Y. H. Fan,⁴⁵ J. Fang,⁵⁹ J. Fang,^{1,58} S. S. Fang,^{1,63} W. X. Fang,¹ Y. Fang,¹ Y. Q. Fang,^{1,58} R. Farinelli,^{29a} L. Fava,^{74b,74c} F. Feldbauer,³ G. Felici,^{28a} C. Q. Feng,^{71,58} J. H. Feng,⁵⁹ Y. T. Feng,^{71,58} K. Fischer,⁶⁹ M. Fritsch,³ C. D. Fu,¹ J. L. Fu,⁶³ Y. W. Fu,¹ H. Gao,⁶³ Y. N. Gao,^{46,g} Yang Gao,^{71,58} S. Garbolino,^{74c} I. Garzia,^{29a,29b} P. T. Ge,⁷⁶ Z. W. Ge,⁴² C. Geng,⁵⁹ E. M. Gersabeck,⁶⁷ A. Gilman,⁶⁹ K. Goetzen,¹³ L. Gong,⁴⁰ W. X. Gong,^{1,58} W. Gradl,³⁵ S. Gramigna,^{29a,29b} M. Greco,^{74a,74c} M. H. Gu,^{1,58} Y. T. Gu,¹⁵ C. Y. Guan,^{1,63} Z. L. Guan,²² A. Q. Guo,^{31,63} L. B. Guo,⁴¹ M. J. Guo,⁵⁰ R. P. Guo,⁴⁹ Y. P. Guo,^{12,f} A. Guskov,^{36,a} J. Gutierrez,²⁷ K. L. Han,⁶³ T. T. Han,¹ X. Q. Hao,¹⁹ F. A. Harris,⁶⁵ K. K. He,⁵⁵ K. L. He,^{1,63} F. H. Heinsius,³ C. H. Heinz,³⁵ Y. K. Heng,^{1,58,63} C. Herold,⁶⁰ T. Holtmann,³ P. C. Hong,^{12,f} G. Y. Hou,^{1,63} X. T. Hou,^{1,63} Y. R. Hou,⁶³ Z. L. Hou,¹ B. Y. Hu,⁵⁹ H. M. Hu,^{1,63} J. F. Hu,^{56,i} T. Hu,^{1,58,63} Y. Hu,¹ G. S. Huang,^{71,58} K. X. Huang,⁵⁹ L. Q. Huang,^{31,63} X. T. Huang,⁵⁰ Y. P. Huang,¹ T. Hussain,⁷³ F. Hölzken,³ N. Hüskén,^{27,35} N. in der Wiesche,⁶⁸ M. Irshad,^{71,58} J. Jackson,²⁷ S. Janchiv,³² J. H. Jeong,^{10a} Q. Ji,¹ Q. P. Ji,¹⁹ W. Ji,^{1,63} X. B. Ji,^{1,63} X. L. Ji,^{1,58} Y. Y. Ji,⁵⁰ X. Q. Jia,⁵⁰ Z. K. Jia,^{71,58} D. Jiang,^{1,63} H. B. Jiang,⁷⁶ P. C. Jiang,^{46,g} S. S. Jiang,³⁹ T. J. Jiang,¹⁶ X. S. Jiang,^{1,58,63} Y. Jiang,⁶³ J. B. Jiao,⁵⁰ J. K. Jiao,³⁴ Z. Jiao,²³ S. Jin,⁴² Y. Jin,⁶⁶ M. Q. Jing,^{1,63} X. M. Jing,⁶³ T. Johansson,⁷⁵ S. Kabana,³³ N. Kalantar-Nayestanaki,⁶⁴ X. L. Kang,⁹ X. S. Kang,⁴⁰ M. Kavatsyuk,⁶⁴ B. C. Ke,⁸⁰ V. Khachatryan,²⁷ A. Khoukaz,⁶⁸ R. Kiuchi,¹ O. B. Kolcu,^{62a} B. Kopf,³ M. Kuessner,³ X. Kui,^{1,63} A. Kupsc,^{44,75} W. Kühn,³⁷ J. J. Lane,⁶⁷ P. Larin,¹⁸ L. Lavezzi,^{74a,74c} T. T. Lei,^{71,58} Z. H. Lei,^{71,58} H. Leithoff,³⁵ M. Lellmann,³⁵ T. Lenz,³⁵ C. Li,⁴³ C. Li,⁴⁷ C. H. Li,³⁹ Cheng Li,^{71,58} D. M. Li,⁸⁰ F. Li,^{1,58} G. Li,¹ H. Li,^{71,58} H. B. Li,^{1,63} H. J. Li,¹⁹ H. N. Li,^{56,i} Hui Li,⁴³ J. R. Li,⁶¹ J. S. Li,⁵⁹ Ke Li,¹ L. J. Li,^{1,63} L. K. Li,¹ Lei Li,⁴⁸ M. H. Li,⁴³ P. R. Li,^{38,k} Q. M. Li,^{1,63} Q. X. Li,⁵⁰ R. Li,^{17,31} S. X. Li,¹² T. Li,⁵⁰ W. D. Li,^{1,63} W. G. Li,¹ X. Li,^{1,63} X. H. Li,^{71,58} X. L. Li,⁵⁰ Xiaoyu Li,^{1,63} Y. G. Li,^{46,g} Z. J. Li,⁵⁹ Z. X. Li,¹⁵ C. Liang,⁴² H. Liang,^{1,63} H. Liang,^{71,58} Y. F. Liang,⁵⁴ Y. T. Liang,^{31,63} G. R. Liao,¹⁴ L. Z. Liao,⁵⁰ Y. P. Liao,^{1,63} J. Libby,²⁶ A. Limphirat,⁶⁰ D. X. Lin,^{31,63} T. Lin,¹ B. J. Liu,¹ B. X. Liu,⁷⁶ C. Liu,³⁴ C. X. Liu,¹ F. H. Liu,⁵³ Fang Liu,¹ Feng Liu,⁶ G. M. Liu,^{56,i} H. Liu,^{38,j,k} H. B. Liu,¹⁵ H. M. Liu,^{1,63} Huanhuan Liu,¹ Huihui Liu,²¹ J. B. Liu,^{71,58} J. Y. Liu,^{1,63} K. Liu,^{38,j,k} K. Y. Liu,⁴⁰ Ke Liu,²² L. Liu,^{71,58} L. C. Liu,⁴³ Lu Liu,⁴³ M. H. Liu,^{12,f} P. L. Liu,¹ Q. Liu,⁶³ S. B. Liu,^{71,58} T. Liu,^{12,f} W. K. Liu,⁴³ W. M. Liu,^{71,58} X. Liu,^{38,j,k} X. Liu,³⁹ Y. Liu,⁸⁰ Y. Liu,^{38,j,k} Y. B. Liu,⁴³ Z. A. Liu,^{1,58,63} Z. D. Liu,⁹ Z. Q. Liu,⁵⁰ X. C. Lou,^{1,58,63} F. X. Lu,⁵⁹ H. J. Lu,²³ J. G. Lu,^{1,58} X. L. Lu,¹ Y. Lu,⁷

Y. P. Lu,^{1,58} Z. H. Lu,^{1,63} C. L. Luo,⁴¹ M. X. Luo,⁷⁹ T. Luo,^{12,f} X. L. Luo,^{1,58} X. R. Lyu,⁶³ Y. F. Lyu,⁴³ F. C. Ma,⁴⁰ H. Ma,⁷⁸ H. L. Ma,¹ J. L. Ma,^{1,63} L. L. Ma,⁵⁰ M. M. Ma,^{1,63} Q. M. Ma,¹ R. Q. Ma,^{1,63} X. T. Ma,^{1,63} X. Y. Ma,^{1,58} Y. Ma,^{46,g} Y. M. Ma,³¹ F. E. Maas,¹⁸ M. Maggiora,^{74a,74c} S. Malde,⁶⁹ A. Mangoni,^{28b} Y. J. Mao,^{46,g} Z. P. Mao,¹ S. Marcello,^{74a,74c} Z. X. Meng,⁶⁶ J. G. Messchendorp,^{13,64} G. Mezzadri,^{29a} H. Miao,^{1,63} T. J. Min,⁴² R. E. Mitchell,²⁷ X. H. Mo,^{1,58,63} B. Moses,²⁷ N. Yu. Muchnoi,^{4,b} J. Muskalla,³⁵ Y. Nefedov,³⁶ F. Nerling,^{18,d} I. B. Nikolaev,^{4,b} Z. Ning,^{1,58} S. Nisar,^{11,l} Q. L. Niu,^{38,j,k} W. D. Niu,⁵⁵ Y. Niu,⁵⁰ S. L. Olsen,⁶³ Q. Ouyang,^{1,58,63} S. Pacetti,^{28b,28c} X. Pan,⁵⁵ Y. Pan,⁵⁷ A. Pathak,³⁴ P. Patteri,^{28a} Y. P. Pei,^{71,58} M. Pelizaesus,³ H. P. Peng,^{71,58} Y. Y. Peng,^{38,j,k} K. Peters,^{13,d} J. L. Ping,⁴¹ R. G. Ping,^{1,63} S. Plura,³⁵ V. Prasad,³³ F. Z. Qi,¹ H. Qi,^{71,58} H. R. Qi,⁶¹ M. Qi,⁴² T. Y. Qi,^{12,f} S. Qian,^{1,58} W. B. Qian,⁶³ C. F. Qiao,⁶³ J. J. Qin,⁷² L. Q. Qin,¹⁴ X. S. Qin,⁵⁰ Z. H. Qin,^{1,58} J. F. Qiu,¹ S. Q. Qu,⁶¹ Z. H. Qu,⁷² C. F. Redmer,³⁵ K. J. Ren,³⁹ A. Rivetti,^{74c} M. Rolo,^{74c} G. Rong,^{1,63} Ch. Rosner,¹⁸ S. N. Ruan,⁴³ N. Salone,⁴⁴ A. Sarantsev,^{36,c} Y. Schelhaas,³⁵ K. Schoenning,⁷⁵ M. Scodreggio,^{29a} K. Y. Shan,^{12,f} W. Shan,²⁴ X. Y. Shan,^{71,58} J. F. Shangguan,⁵⁵ L. G. Shao,^{1,63} M. Shao,^{71,58} C. P. Shen,^{12,f} H. F. Shen,^{1,63} W. H. Shen,⁶³ X. Y. Shen,^{1,63} B. A. Shi,⁶³ H. C. Shi,^{71,58} J. L. Shi,¹² J. Y. Shi,¹ Q. Q. Shi,⁵⁵ R. S. Shi,^{1,63} S. Y. Shi,⁷² X. Shi,^{1,58} J. J. Song,¹⁹ T. Z. Song,⁵⁹ W. M. Song,^{34,l} Y. J. Song,¹² S. Sosio,^{74a,74c} S. Spataro,^{74a,74c} F. Stieler,³⁵ Y. J. Su,⁶³ G. B. Sun,⁷⁶ G. X. Sun,¹ H. Sun,⁶³ H. K. Sun,¹ J. F. Sun,¹⁹ K. Sun,⁶¹ L. Sun,⁷⁶ S. S. Sun,^{1,63} T. Sun,^{51,e} W. Y. Sun,³⁴ Y. Sun,⁹ Y. J. Sun,^{71,58} Y. Z. Sun,¹ Z. Q. Sun,^{1,63} Z. T. Sun,⁵⁰ C. J. Tang,⁵⁴ G. Y. Tang,¹ J. Tang,⁵⁹ Y. A. Tang,⁷⁶ L. Y. Tao,⁷² Q. T. Tao,^{25,h} M. Tat,⁶⁹ J. X. Teng,^{71,58} V. Thoren,⁷⁵ W. H. Tian,⁵⁹ Y. Tian,^{31,63} Z. F. Tian,⁷⁶ I. Uman,^{62b} Y. Wan,⁵⁵ S. J. Wang,⁵⁰ B. Wang,¹ B. L. Wang,⁶³ Bo Wang,^{71,58} D. Y. Wang,^{46,g} F. Wang,⁷² H. J. Wang,^{38,j,k} J. P. Wang,⁵⁰ K. Wang,^{1,58} L. L. Wang,¹ M. Wang,⁵⁰ Meng Wang,^{1,63} N. Y. Wang,⁶³ S. Wang,^{12,f} S. Wang,^{38,j,k} T. Wang,^{12,f} T. J. Wang,⁴³ W. Wang,⁷² W. Wang,⁵⁹ W. P. Wang,^{71,58} X. Wang,^{46,g} X. F. Wang,^{38,j,k} X. J. Wang,³⁹ X. L. Wang,^{12,f} X. N. Wang,¹ Y. Wang,⁶¹ Y. D. Wang,⁴⁵ Y. F. Wang,^{1,58,63} Y. L. Wang,¹⁹ Y. N. Wang,⁴⁵ Y. Q. Wang,¹ Yaqian Wang,¹⁷ Yi Wang,⁶¹ Z. Wang,^{1,58} Z. L. Wang,⁷² Z. Y. Wang,^{1,63} Ziyi Wang,⁶³ D. Wei,⁷⁰ D. H. Wei,¹⁴ F. Weidner,⁶⁸ S. P. Wen,¹ Y. R. Wen,³⁹ U. Wiedner,³ G. Wilkinson,⁶⁹ M. Wolke,⁷⁵ L. Wollenberg,³ C. Wu,³⁹ J. F. Wu,^{1,8} L. H. Wu,¹ L. J. Wu,^{1,63} X. Wu,^{12,f} X. H. Wu,³⁴ Y. Wu,⁷¹ Y. H. Wu,⁵⁵ Y. J. Wu,³¹ Z. Wu,^{1,58} L. Xia,^{71,58} X. M. Xian,³⁹ B. H. Xiang,^{1,63} T. Xiang,^{46,g} D. Xiao,^{38,j,k} G. Y. Xiao,⁴² S. Y. Xiao,¹ Y. L. Xiao,^{12,f} Z. J. Xiao,⁴¹ C. Xie,⁴² X. H. Xie,^{46,g} Y. Xie,⁵⁰ Y. G. Xie,^{1,58} Y. H. Xie,⁶ Z. P. Xie,^{71,58} T. Y. Xing,^{1,63} C. F. Xu,^{1,63} C. J. Xu,⁵⁹ G. F. Xu,¹ H. Y. Xu,⁶⁶ Q. J. Xu,¹⁶ Q. N. Xu,³⁰ W. Xu,¹ W. L. Xu,⁶⁶ X. P. Xu,⁵⁵ Y. C. Xu,⁷⁷ Z. P. Xu,⁴² Z. S. Xu,⁶³ F. Yan,^{12,f} L. Yan,^{12,f} W. B. Yan,^{71,58} W. C. Yan,⁸⁰ X. Q. Yan,¹ H. J. Yang,^{51,e} H. L. Yang,³⁴ H. X. Yang,¹ Tao Yang,¹ Y. Yang,^{12,f} Y. F. Yang,⁴³ Y. X. Yang,^{1,63} Yifan Yang,^{1,63} Z. W. Yang,^{38,j,k} Z. P. Yao,⁵⁰ M. Ye,^{1,58} M. H. Ye,⁸ J. H. Yin,¹ Z. Y. You,⁵⁹ B. X. Yu,^{1,58,63} C. X. Yu,⁴³ G. Yu,^{1,63} J. S. Yu,^{25,h} T. Yu,⁷² X. D. Yu,^{46,g} C. Z. Yuan,^{1,63} J. Yuan,³⁴ L. Yuan,² S. C. Yuan,¹ Y. Yuan,^{1,63} Z. Y. Yuan,⁵⁹ C. X. Yue,³⁹ A. A. Zafar,⁷³ F. R. Zeng,⁵⁰ S. H. Zeng,⁷² X. Zeng,^{12,f} Y. Zeng,^{25,h} Y. J. Zeng,⁵⁹ Y. J. Zeng,^{1,63} X. Y. Zhai,³⁴ Y. C. Zhai,⁵⁰ Y. H. Zhan,⁵⁹ A. Q. Zhang,^{1,63} B. L. Zhang,^{1,63} B. X. Zhang,¹ D. H. Zhang,⁴³ G. Y. Zhang,¹⁹ H. Zhang,⁷¹ H. C. Zhang,^{1,58,63} H. H. Zhang,⁵⁹ H. H. Zhang,³⁴ H. Q. Zhang,^{1,58,63} H. Y. Zhang,^{1,58} J. Zhang,⁵⁹ J. Zhang,⁸⁰ J. J. Zhang,⁵² J. L. Zhang,²⁰ J. Q. Zhang,⁴¹ J. W. Zhang,^{1,58,63} J. X. Zhang,^{38,j,k} J. Y. Zhang,¹ J. Z. Zhang,^{1,63} Jianyu Zhang,⁶³ L. M. Zhang,⁶¹ Lei Zhang,⁴² P. Zhang,^{1,63} Q. Y. Zhang,^{39,80} Shuihan Zhang,^{1,63} Shulei Zhang,^{25,h} X. D. Zhang,⁴⁵ X. M. Zhang,¹ X. Y. Zhang,⁵⁰ Y. Zhang,⁷² Y. T. Zhang,⁸⁰ Y. H. Zhang,^{1,58} Y. M. Zhang,³⁹ Yan Zhang,^{71,58} Yao Zhang,¹ Z. D. Zhang,¹ Z. H. Zhang,¹ Z. L. Zhang,³⁴ Z. Y. Zhang,⁷⁶ Z. Y. Zhang,⁴³ G. Zhao,¹ J. Y. Zhao,^{1,63} J. Z. Zhao,^{1,58} Lei Zhao,^{71,58} Ling Zhao,¹ M. G. Zhao,⁴³ R. P. Zhao,⁶³ S. J. Zhao,⁸⁰ Y. B. Zhao,^{1,58} Y. X. Zhao,^{31,63} Z. G. Zhao,^{71,58} A. Zhemchugov,^{36,a} B. Zheng,⁷² J. P. Zheng,^{1,58} W. J. Zheng,^{1,63} Y. H. Zheng,⁶³ B. Zhong,⁴¹ X. Zhong,⁵⁹ H. Zhou,⁵⁰ J. Y. Zhou,³⁴ L. P. Zhou,^{1,63} X. Zhou,⁷⁶ X. K. Zhou,⁶ X. R. Zhou,^{71,58} X. Y. Zhou,³⁹ Y. Z. Zhou,^{12,f} J. Zhu,⁴³ K. Zhu,¹ K. J. Zhu,^{1,58,63} L. Zhu,³⁴ L. X. Zhu,⁶³ S. H. Zhu,⁷⁰ S. Q. Zhu,⁴² T. J. Zhu,^{12,f} W. J. Zhu,^{12,f} Y. C. Zhu,^{71,58} Z. A. Zhu,^{1,63} J. H. Zou,¹ and J. Zu^{71,58}

(BESIII Collaboration)

¹*Institute of High Energy Physics, Beijing 100049, People's Republic of China*²*Beihang University, Beijing 100191, People's Republic of China*³*Bochum Ruhr-University, D-44780 Bochum, Germany*⁴*Budker Institute of Nuclear Physics SB RAS (BINP), Novosibirsk 630090, Russia*⁵*Carnegie Mellon University, Pittsburgh, Pennsylvania 15213, USA*⁶*Central China Normal University, Wuhan 430079, People's Republic of China*⁷*Central South University, Changsha 410083, People's Republic of China*

- ⁸China Center of Advanced Science and Technology, Beijing 100190, People's Republic of China
- ⁹China University of Geosciences, Wuhan 430074, People's Republic of China
- ^{10a}Chung-Ang University, Seoul, 06974, Republic of Korea
- ¹¹COMSATS University Islamabad, Lahore Campus,
Defence Road, Off Raiwind Road, 54000 Lahore, Pakistan
- ¹²Fudan University, Shanghai 200433, People's Republic of China
- ¹³GSI Helmholtzcentre for Heavy Ion Research GmbH, D-64291 Darmstadt, Germany
- ¹⁴Guangxi Normal University, Guilin 541004, People's Republic of China
- ¹⁵Guangxi University, Nanning 530004, People's Republic of China
- ¹⁶Hangzhou Normal University, Hangzhou 310036, People's Republic of China
- ¹⁷Hebei University, Baoding 071002, People's Republic of China
- ¹⁸Helmholtz Institute Mainz, Staudinger Weg 18, D-55099 Mainz, Germany
- ¹⁹Henan Normal University, Xinxiang 453007, People's Republic of China
- ²⁰Henan University, Kaifeng 475004, People's Republic of China
- ²¹Henan University of Science and Technology, Luoyang 471003, People's Republic of China
- ²²Henan University of Technology, Zhengzhou 450001, People's Republic of China
- ²³Huangshan College, Huangshan 245000, People's Republic of China
- ²⁴Hunan Normal University, Changsha 410081, People's Republic of China
- ²⁵Hunan University, Changsha 410082, People's Republic of China
- ²⁶Indian Institute of Technology Madras, Chennai 600036, India
- ²⁷Indiana University, Bloomington, Indiana 47405, USA
- ^{28a}INFN Laboratori Nazionali di Frascati, I-00044, Frascati, Italy
- ^{28b}INFN Laboratori Nazionali di Frascati, INFN Sezione di Perugia, I-06100, Perugia, Italy
- ^{28c}INFN Laboratori Nazionali di Frascati, University of Perugia, I-06100, Perugia, Italy
- ^{29a}INFN Sezione di Ferrara, I-44122, Ferrara, Italy
- ^{29b}INFN Sezione di Ferrara, University of Ferrara, I-44122, Ferrara, Italy
- ³⁰Inner Mongolia University, Hohhot 010021, People's Republic of China
- ³¹Institute of Modern Physics, Lanzhou 730000, People's Republic of China
- ³²Institute of Physics and Technology, Peace Avenue 54B, Ulaanbaatar 13330, Mongolia
- ³³Instituto de Alta Investigación, Universidad de Tarapacá, Casilla 7D, Arica 1000000, Chile
- ³⁴Jilin University, Changchun 130012, People's Republic of China
- ³⁵Johannes Gutenberg University of Mainz, Johann-Joachim-Becher-Weg 45, D-55099 Mainz, Germany
- ³⁶Joint Institute for Nuclear Research, 141980 Dubna, Moscow Region, Russia
- ³⁷Justus-Liebig-Universitaet Giessen, II. Physikalisches Institut,
Heinrich-Buff-Ring 16, D-35392 Giessen, Germany
- ³⁸Lanzhou University, Lanzhou 730000, People's Republic of China
- ³⁹Liaoning Normal University, Dalian 116029, People's Republic of China
- ⁴⁰Liaoning University, Shenyang 110036, People's Republic of China
- ⁴¹Nanjing Normal University, Nanjing 210023, People's Republic of China
- ⁴²Nanjing University, Nanjing 210093, People's Republic of China
- ⁴³Nankai University, Tianjin 300071, People's Republic of China
- ⁴⁴National Centre for Nuclear Research, Warsaw 02-093, Poland
- ⁴⁵North China Electric Power University, Beijing 102206, People's Republic of China
- ⁴⁶Peking University, Beijing 100871, People's Republic of China
- ⁴⁷Qufu Normal University, Qufu 273165, People's Republic of China
- ⁴⁸Renmin University of China, Beijing 100872, People's Republic of China
- ⁴⁹Shandong Normal University, Jinan 250014, People's Republic of China
- ⁵⁰Shandong University, Jinan 250100, People's Republic of China
- ⁵¹Shanghai Jiao Tong University, Shanghai 200240, People's Republic of China
- ⁵²Shanxi Normal University, Linfen 041004, People's Republic of China
- ⁵³Shanxi University, Taiyuan 030006, People's Republic of China
- ⁵⁴Sichuan University, Chengdu 610064, People's Republic of China
- ⁵⁵Soochow University, Suzhou 215006, People's Republic of China
- ⁵⁶South China Normal University, Guangzhou 510006, People's Republic of China
- ⁵⁷Southeast University, Nanjing 211100, People's Republic of China
- ⁵⁸State Key Laboratory of Particle Detection and Electronics,
Beijing 100049, Hefei 230026, People's Republic of China
- ⁵⁹Sun Yat-Sen University, Guangzhou 510275, People's Republic of China
- ⁶⁰Suranaree University of Technology, University Avenue 111, Nakhon Ratchasima 30000, Thailand
- ⁶¹Tsinghua University, Beijing 100084, People's Republic of China

- ^{62a}*Turkish Accelerator Center Particle Factory Group, Istinye University, 34010, Istanbul, Turkey*
- ^{62b}*Turkish Accelerator Center Particle Factory Group, Near East University, Nicosia, North Cyprus, 99138, Mersin 10, Turkey*
- ⁶³*University of Chinese Academy of Sciences, Beijing 100049, People's Republic of China*
- ⁶⁴*University of Groningen, NL-9747 AA Groningen, The Netherlands*
- ⁶⁵*University of Hawaii, Honolulu, Hawaii 96822, USA*
- ⁶⁶*University of Jinan, Jinan 250022, People's Republic of China*
- ⁶⁷*University of Manchester, Oxford Road, Manchester M13 9PL, United Kingdom*
- ⁶⁸*University of Muenster, Wilhelm-Klemm-Strasse 9, 48149 Muenster, Germany*
- ⁶⁹*University of Oxford, Keble Road, Oxford OX13RH, United Kingdom*
- ⁷⁰*University of Science and Technology Liaoning, Anshan 114051, People's Republic of China*
- ⁷¹*University of Science and Technology of China, Hefei 230026, People's Republic of China*
- ⁷²*University of South China, Hengyang 421001, People's Republic of China*
- ⁷³*University of the Punjab, Lahore 54590, Pakistan*
- ^{74a}*University of Turin and INFN, University of Turin, I-10125 Turin, Italy*
- ^{74b}*University of Turin and INFN, University of Eastern Piedmont, I-15121 Alessandria, Italy*
- ^{74c}*University of Turin and INFN, I-10125 Turin, Italy*
- ⁷⁵*Uppsala University, Box 516, SE-75120 Uppsala, Sweden*
- ⁷⁶*Wuhan University, Wuhan 430072, People's Republic of China*
- ⁷⁷*Yantai University, Yantai 264005, People's Republic of China*
- ⁷⁸*Yunnan University, Kunming 650500, People's Republic of China*
- ⁷⁹*Zhejiang University, Hangzhou 310027, People's Republic of China*
- ⁸⁰*Zhengzhou University, Zhengzhou 450001, People's Republic of China*

^aAlso at the Moscow Institute of Physics and Technology, Moscow 141700, Russia.

^bAlso at the Novosibirsk State University, Novosibirsk 630090, Russia.

^cAlso at the NRC "Kurchatov Institute," PNPI, 188300 Gatchina, Russia.

^dAlso at Goethe University Frankfurt, 60323 Frankfurt am Main, Germany.

^eAlso at Key Laboratory for Particle Physics, Astrophysics and Cosmology, Ministry of Education; Shanghai Key Laboratory for Particle Physics and Cosmology; Institute of Nuclear and Particle Physics, Shanghai 200240, People's Republic of China.

^fAlso at Key Laboratory of Nuclear Physics and Ion-beam Application (MOE) and Institute of Modern Physics, Fudan University, Shanghai 200443, People's Republic of China.

^gAlso at State Key Laboratory of Nuclear Physics and Technology, Peking University, Beijing 100871, People's Republic of China.

^hAlso at School of Physics and Electronics, Hunan University, Changsha 410082, China.

ⁱAlso at Guangdong Provincial Key Laboratory of Nuclear Science, Institute of Quantum Matter, South China Normal University, Guangzhou 510006, China.

^jAlso at MOE Frontiers Science Center for Rare Isotopes, Lanzhou University, Lanzhou 730000, People's Republic of China.

^kAlso at Lanzhou Center for Theoretical Physics, Lanzhou University, Lanzhou 730000, People's Republic of China.

^lAlso at the Department of Mathematical Sciences, IBA, Karachi 75270, Pakistan.