

Three new synonyms of *Pohlia* (Bryaceae) from China

Xing-Jiang Li and Da-Cheng Zhang

Kunming Botanical Institute, Academia Sinica, Kunming, Yunnan Province, China 650204

Abstract: Three species of *Webera* and *Pohlia* described from China were reduced to new synonyms of other species of *Pohlia*. *Webera ciliifera* Broth. is a synonym of *Pohlia elongata* Hedw., *W. pygmaea* Broth. is a synonym of *P. minor* Schleich. ex Schwaegr. and *P. subflexuosa* Broth. is a synonym of *P. flexuosa* Hook.

A critical review of the following three species which were collected by Handel-Mazzetti in China between 1914 and 1918 and described by Brotherus (1922, 1924, 1929) revealed that they are conspecific with other species of *Pohlia* described from Europe.

1. *Pohlia elongata* Hedw., Spec. Musc.: 171. 1801.

Syn. nov.: *Webera ciliifera* Broth., Sitzungsber. Akad. Wiss. Wein Math. Nat. Kl. 133: 568. 1924; *Pohlia ciliifera* (Broth.) Redf. & Tan, Tropical Bryol. 10: 67. 1995. Fig. 1.

We recently examined the type specimen of *Webera ciliifera* [„Yunnanfu“ (now Kunming), *Handel-Mazzetti 60*, H-BR] and another specimen of *W. elongata* (Hedw.) Schwaegr. collected by Handel-Mazzetti from Yunnan (see Brotherus 1929). We consider the two species synonymous.

2. *Pohlia minor* Schleich. ex Schwaegr., Spec. Musc. Suppl. 1(2): 70. 1816.

Syn. nov.: *Webera pygmaea* Broth. in Handel-Mazzettii, Symb. Sin. 4: 52. 1929; *Pohlia pygmaea* (Broth.) Redf. & Tan, Tropical Bryol. 10: 67. 1995. Fig. 2.

According to the protologue (Brotherus 1929), the type of *Webera pygmaea* was collected from Yunnan and the species was characterized by small plant size and also the peristome characters. After the examination of the holotype preserved at H-BR (Lijiang, Yulong Mts., 4000-4300 m., Jul 1914, *Handel-Mazzetti 3546*) and the interpretation of the original description and illustration of *W. pygmaea*, we consider it a synonym of *P. minor*.

3. *Pohlia flexuosa* Hook., Icon. Pl. Par. 1: 19, f. 5. 1836.

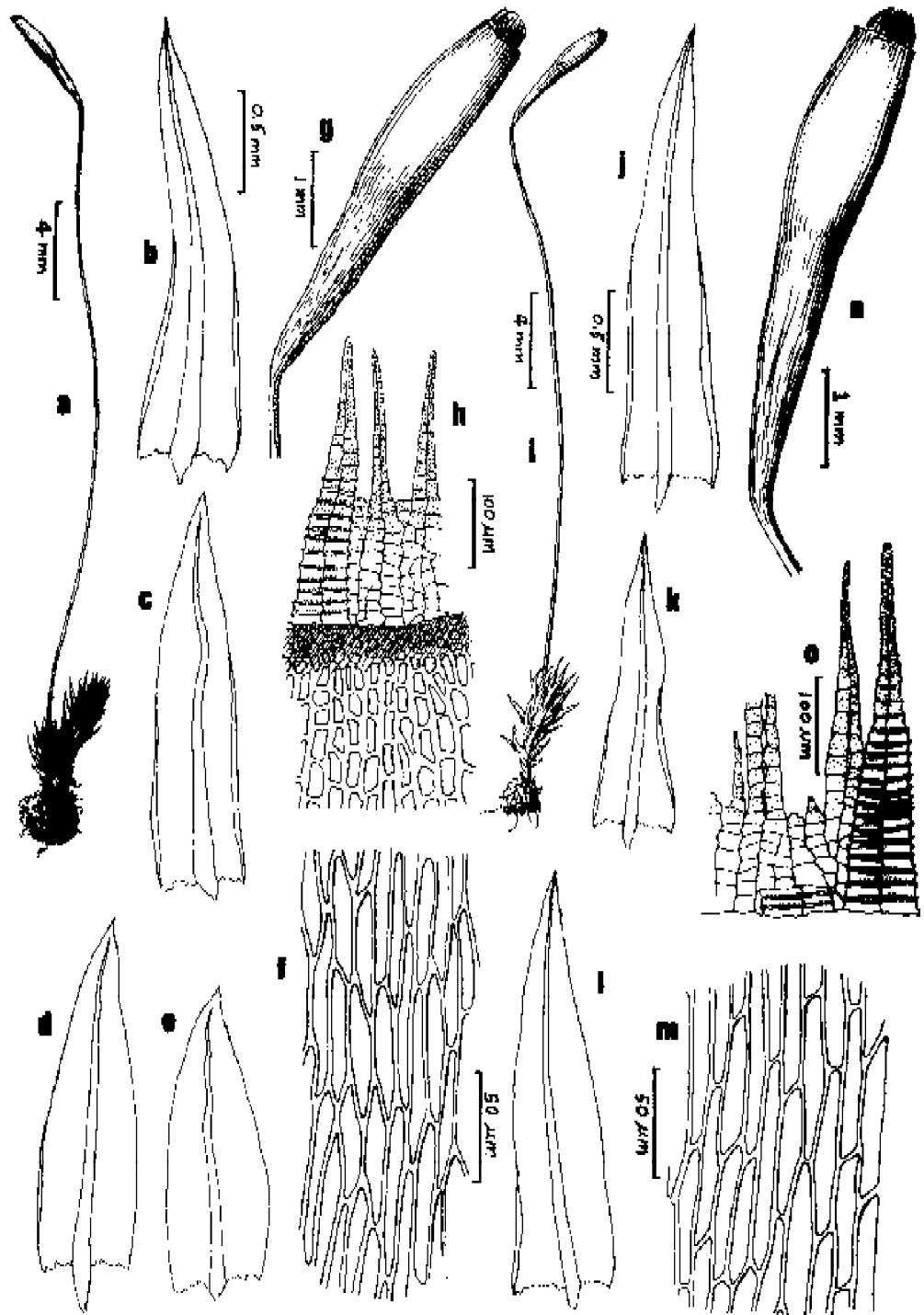


Figure 1. *Pohlia elongata*: a & i. plants; b-e, j-l. leaves; f & m. cells at mid-leaf; g & n. capsules; h & o. peristome teeth. [Figs. a to h drawn from type of *Webera ciliifera* and Figs. i-o drawn from a specimen of *P. elongata* from Kunming (*Handel-Mazzetti* 79, H-BR)].

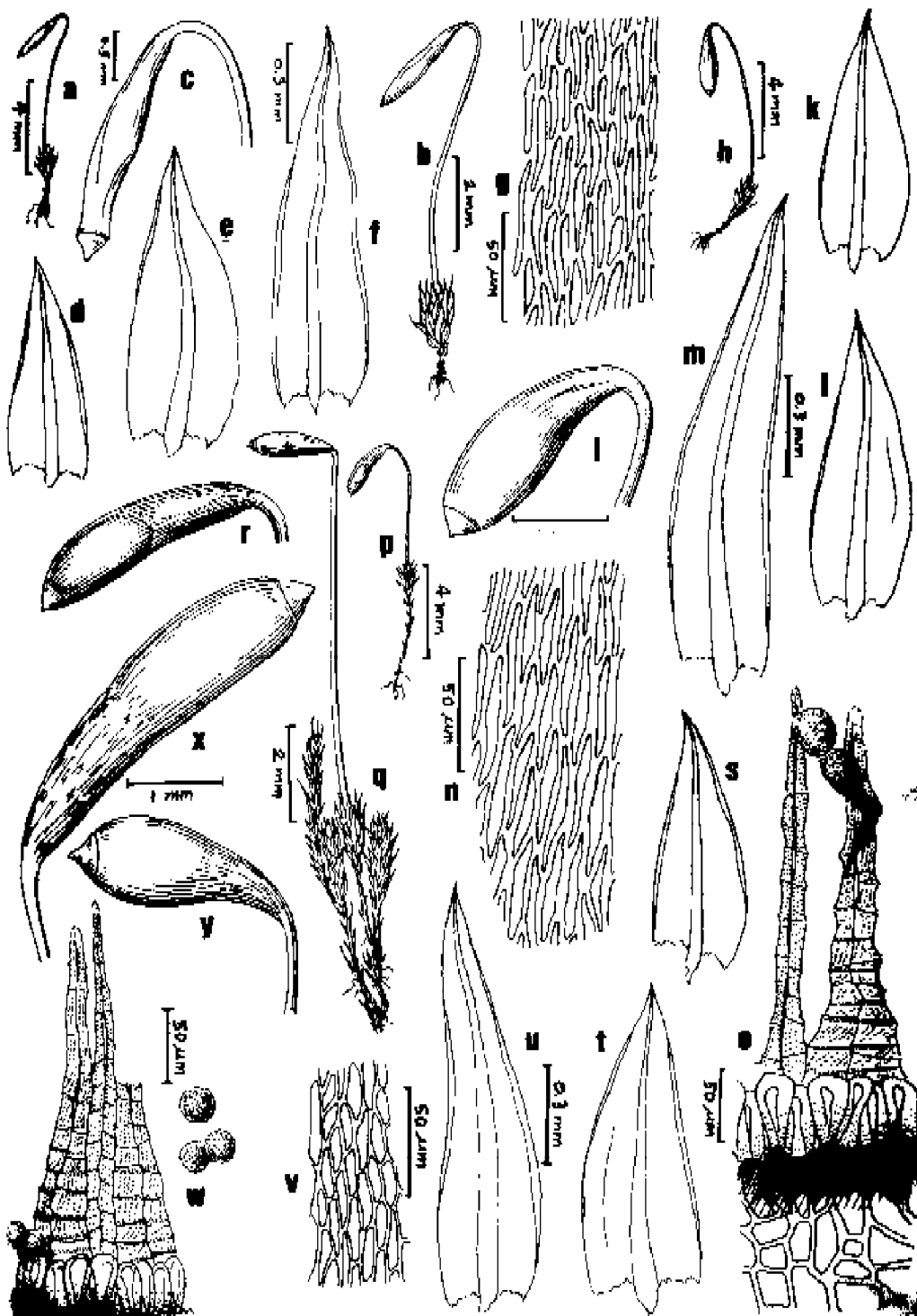


Figure 2. *Pohlia minor*: a, b, h, p & q. plants; c, i, r, x & y. capsules; d-f, k-m & s-u. leaves; g, n & v. cells at middle and upper parts of leaf; o & w. peristome teeth. [Figs. a to g drawn from type of *Webera pygmaea* (H-BR); Figs. h to o drawn from X.-J. Li 85-275 from Yulong Mts., Yunnan (KUN-HKAS), and Figs. p to y drawn from M. Zang 5216 from Deqing, Yunnan (KUN-HKAS)].




Figure 3. *Pohlia flexuosa*: a & b. plants; c, d & k. leaves; e, f, l & m. capsules; h, i, j, n to z. gemmae. [Figs. a to i drawn from type of *P. subflexuosa* (H-BR), Figs. j to o drawn from A. J. Sharp 399 from Mt. Morrison, Taiwan (NICH), and Figs. p to z drawn from Z. Iwatsuki 2158 from Nichinan, Japan (Bryophyta Exsiccata Fasc. 2, 1979, NICH)].

Syn. nov.: *Pohlia subflexuosa* Broth., Sitzungsber. Akad. Wiss. Wien Math. Nat. Kl. 131: 213. 1923; *Webera subflexuosa* (Broth.) Broth. in Handel-Mazzetti, Symb. Sin. 4: 53. 1929. Fig. 3.

In 1923, Brotherus described *Pohlia subflexuosa* from Hsinhwa of Hunan Province. We studied the type specimen of this species (*Handel-Mazzetti 11947*, H-BR) and compared it with the description of *P. flexuosa* and several specimens of the latter from Europe and Asia determined by various authorities and can see no differences. *Pohlia flexuosa* usually bears characteristic gemmae and the same gemmae can be found in the type specimen of *P. subflexuosa*. Since this type of gemma is absent in other species of *Pohlia* in China, we think that the two taxa are synonymous.

Acknowledgements. We are indebted to Prof. T. Koponen of the Department of Ecology and Systematics, University of Helsinki, Finland, who kindly loaned us the type specimens of the three Chinese species of *Pohlia* and *Webera* published by Brotherus. We also thank Prof. Z. Iwatsuki of the Hattori Botanical Laboratory at Okazaki Branch, Japan, and Dr. B. C. Tan of National University of Singapore for their help with the revision of the manuscript. This project was supported by the National Natural Foundation of China under the project 39391800.

References

- Brotherus, V. F. 1922(1923).** Musci novi sinensis, collecti a Dre. Henr. Handel-Mazzetti, I. Sitzungsber. Akad. Wiss. Wien Math. Nat. Kl. 131: 209-220.
- Brotherus, V. F. 1924.** Musci novi sinensis, collecti a Dre. Henr. Handel-Mazzetti, II. Sitzungsber. Ak. Wiss. Wien Math. Nat. Kl. 133: 559-584.
- Brotherus, V. F. 1929.** Teil IV. Musci. In: Handel-Mazzetti (ed.), Symbolae Sinicae 4: 1-147.

