

Reconstructing ρ^0 and ω mesons from non-leptonic decays in C+C at 2 AGeV

Sascha Vogel and Marcus Bleicher

*Institut für Theoretische Physik, J.W. Goethe Universität,
Max von Laue Straße 1,
60438 Frankfurt am Main, Germany*

We predict transverse and longitudinal momentum spectra and yields of ρ^0 and ω mesons reconstructed from hadron correlations in C+C reactions at 2 AGeV. The rapidity and p_T distributions for reconstructable ρ^0 mesons differs strongly from the primary distribution, while the ω 's distributions are only weakly modified. We discuss the temporal and spatial distributions of the particles emitted in the hadron channel. Finally, we report on the mass shift of the ρ^0 due to its coupling to the $N^*(1520)$, which is observable in both the di-lepton and $\pi\pi$ channel. Our calculations can be tested with the Hades experiment at GSI, Darmstadt.

The Hades spectrometer at GSI opens the possibility to measure di-lepton yields and spectra at moderate energies with unprecedented accuracy. However, in addition it allows also to get complimentary information on the most interesting di-lepton sources (the ρ^0 and ω mesons) directly from the reconstruction of their hadronic decay products. I.e. the direct reconstruction of the invariant mass spectra of the resonances from 2- and 3-particle pion correlations. Over the last years the exploration of resonance yields and spectra from hadron correlation has attracted a great amount of experimental [1, 2, 3, 4, 5, 6, 7, 8] and theoretical attention [9, 10, 11, 12, 13, 14, 15, 16, 17, 18].

Detailed experimental studies of hadron resonances at the full SPS and highest RHIC energy [1, 2, 3, 4, 5, 6, 7, 8] have recently been performed. Theoretically there are still unsolved problems concerning the absorption and regeneration of resonances after chemical decoupling of the system. It is expected that the inclusion of pseudo-elastic interactions between chemical and kinetic freeze-out might solve some discrepancies of statistical models for resonance yields at high energies [19, 20, 21]. At low energies, the first experimental investigations of resonances are eagerly awaited to explore in-medium effects on vector mesons near nuclear groundstate densities in the 1-2 AGeV beam energy range.

Especially resonances that have electromagnetic and hadronic decay channels allow deeper insights into the dynamics and lifetimes of the hot and dense hadronic matter stage created in light and heavy ion reactions. That is because the leptonic decay channel carries information from the early stages of the reaction, since the leptons can leave the dense regions undisturbed, while the hadronic decay channel triggers on the late stages (near kinetic decoupling) of the evolution.

For our studies we apply the UrQMD model. It is a

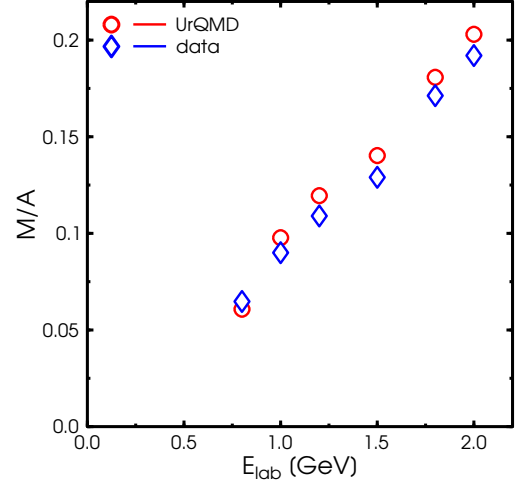


FIG. 1: Excitation function of the pion multiplicities for C+C collisions from $E_{\text{beam}} = 0.8$ AGeV to 2.0 AGeV. Diamonds depict experimental data from the KAOS collaboration [24], squares show the UrQMD results.

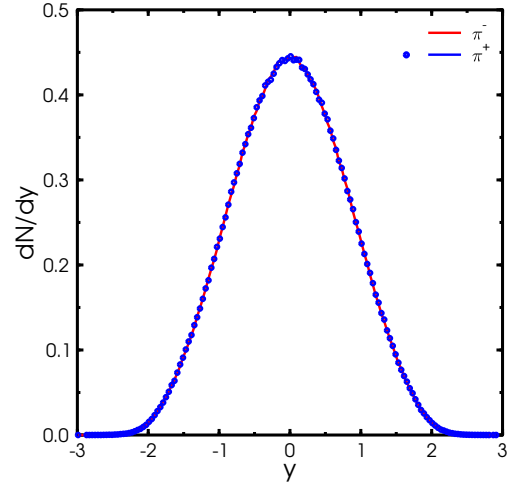


FIG. 2: Rapidity distribution of positive and negative Pions for min. bias C+C reactions at 2 AGeV. The line depicts π^- , while circles show π^+ .

non-equilibrium transport approach based on the covariant propagation of hadrons and strings. All cross sections are calculated by the principle of detailed balance

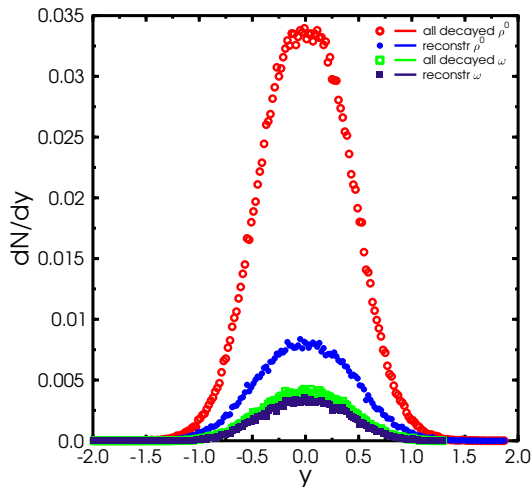


FIG. 3: Rapidity distribution of the decayed mesons for min. bias C+C reactions at 2 AGeV. The open circles/squares show the ρ_{770}^0 's / ω 's which can be reconstructed in the pion channel, full circles depict all decayed ρ^0 's / ω 's. A strong suppression of in hadron correlations reconstructable resonances compared to those reconstructable via leptonic decays (indicated as 'all decayed') is visible for the ρ^0 mesons, whereas the spectrum for the ω meson is only weakly altered.

or are fitted to data where available. The model allows to study the full space time evolution for all hadrons, resonances and their decay products. This permits to explore the emission patterns of the resonances in detail and to gain insight into the origin of the resonances. For further details of the model the reader is referred to [22, 23]. UrQMD has been successfully applied to study light and heavy ion reactions at SIS. Detailed comparisons of UrQMD with a large body of experimental data at SIS energies can be found in [24].

The results shown in this publication are obtained by simulations of more than $8 \cdot 10^6$ events of min.bias C+C interactions at 2 AGeV. The statistical errors in the calculation are therefore small and will not be shown separately.

To set a baseline for the study of the ρ^0 and ω mesons, we compare our calculations with the energy dependence of the total Pion multiplicities in C+C reactions as shown in Fig. 1. For the small Carbon system, the UrQMD calculation (circles) is in reasonable agreement with the experimental data from the KAOS experiment [24].

Let us now turn to the HADES experiment which will soon have first data on min.bias C+C reactions at 2 AGeV. In Fig. 2 we predict the Pion rapidity spectra for negative and positive charges. As expected from this isospin symmetric nuclei, the yields of π^+ and π^- are identical and reach a maximal value of $dN/dy = 0.45$ at y_{cm} .

After these preliminaries, we focus for the rest of this work on the resonance production. Experimentally, the

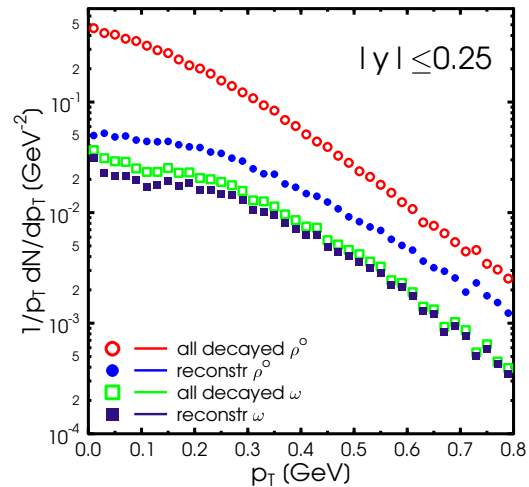


FIG. 4: Transverse momentum distributions of ρ^0 mesons (circles) and ω_{770} mesons (squares) for min. bias C+C reactions at 2 AGeV at midrapidity ($|y| \leq 0.25$). Circles depict ρ^0 mesons, squares depict ω mesons. Open symbols show all decayed resonances, whereas full symbols show those actually reconstructable via hadron correlations. There is a huge modification for the ρ^0 meson spectrum at low p_T , whereas the high p_T part is modified less (factor of 4-5 less compared to the low p_T part). There is only a very slight modification visible for the the ω meson.

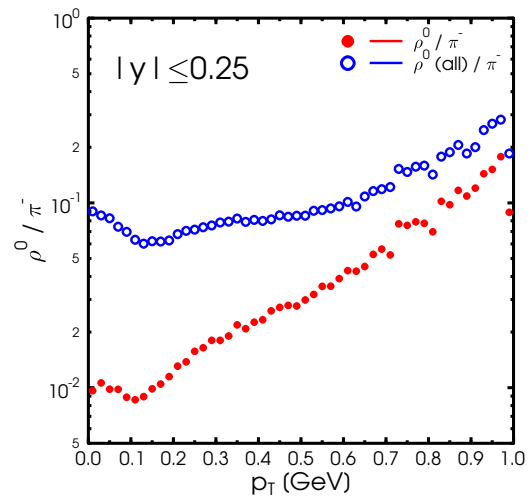


FIG. 5: The ρ^0/π^- ratio as a function of transverse momentum for min. bias C+C reactions at 2 AGeV at midrapidity ($|y| \leq 0.25$). Full circles depict the via hadron correlations reconstructable ρ^0 's over pions, whereas the blue circles depict all decayed ρ^0 's over pions. It is evident that there is less suppression at higher transverse momentum.

identification of resonances proceeds via the reconstruction of the invariant mass distribution (e.g. of charged pions) for each event. Then, an invariant mass distribu-

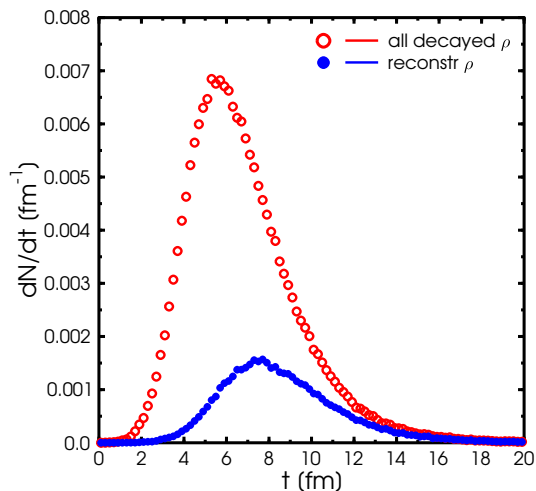


FIG. 6: Temporal distribution of ρ^0 resonances for min. bias C+C reactions at 2 AGeV. Open circles depict all decayed ρ^0 's, full circles the via hadron correlations reconstructable ones. Those visible via pion decay products decay at a very late stage of the collision, roughly at 7-8 fm/c.

tion of mixed events is generated (here the particle pairs are uncorrelated by definition) and subtracted from the mass distribution of the correlated events. As a result one obtains the mass distributions and yields (after all experimental corrections) of the resonances by fitting the resulting distribution with a suitable function (usually a Breit-Wigner distribution peaked around the pole mass).

For the model calculation of the resonances, we employ a different method to extract the resonances. Here, we follow the decay products of each decaying resonance (the daughter particles). If any of the daughter hadrons rescatters, the signal of this resonance is lost. If the daughter particles do not rescatter in the further evolution of the system, the resonance is counted as 'reconstructable'. Note that all decaying resonances are dubbed with the term 'all decayed'. These resonances are reconstructable by an invariant mass analysis of di-leptons (after multiplication with the respective branching ratio $\Gamma(R \rightarrow e^+e^-)$). The advantage of this method is that it allows to trace back the origin of each individual resonance to study their spatial and temporal emission pattern. Even more, it enables one to study the production process of the finally observed resonance itself, shedding light on the origin of mass modifications.

Figure 3 depicts the rapidity distributions of the meson resonances for min.bias C+C interactions at 2 AGeV. The full symbols display those ρ^0 (circles) and ω (squares) resonances which are reconstructable via hadron correlations. This means that the daughter particles do not interact after the decay of the resonance. The open symbols show the spectra for all decayed ρ^0 and ω resonances. This can be interpreted as the spectrum

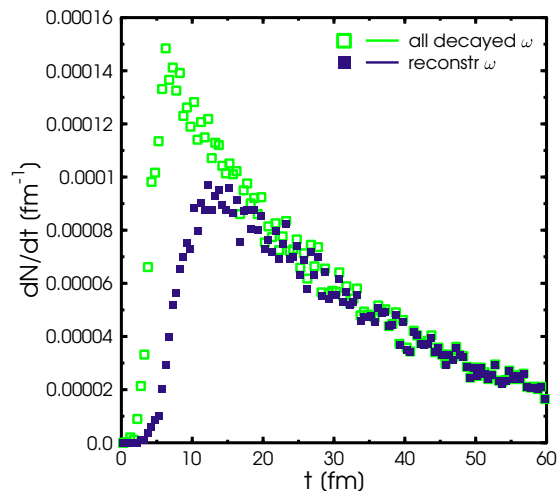


FIG. 7: Temporal distribution of ω resonances for min. bias C+C reactions at 2 AGeV. Open squares depict all decayed ω 's, full squares the via hadron correlations reconstructable ones. Note that the ω meson decays at a very late stage of a collision due to its long lifetime. One also observes a long tail of the distribution because of that.

which can be measured via a di-leptonic decay, not taking into account any interferences of the ρ and the ω . In the case of the ρ^0 one observes a drastic reduction of the observable yield at midrapidity from 3.5% (in the di-lepton channel) to 0.8% in the hadronic channel. In contrast, the ω meson is only slightly altered when the reconstruction probabilities in both channels are compared. This can be traced back to the much longer lifetime of the ω compared to the ρ . Most of the ω 's will leave the interaction zone before they decay, thus reducing the possibility of the rescattering of the daughters.

If this interpretation is valid, one expects a strong transverse momentum ($p_T = \sqrt{p_x^2 + p_y^2}$) dependence of the suppression pattern. One would expect a larger modification of short lived resonances at low transverse momentum. The spectrum at higher transverse momenta will only be slightly altered, because high p_T -resonances are more likely to escape from the interaction region before they decay. As shown in Fig. 4 the ρ_{770}^0 meson is suppressed, especially at low p_T , in line with our expectations from the rescattering picture. Only at very low transverse momenta, the ω_{782} is weakly suppressed. It should be noted that a similar behaviour was also found experimentally for larger systems at higher energies [7].

Figure 5 depicts the ρ^0/π^- ratio as a function of p_T . A strong suppression of the ρ^0/π^- ratio at low p_T is evident for the reconstructable resonances, which vanishes at high p_T . This also supports the rescattering scenario, since high p_T pions and ρ^0 's leave the medium directly and do not experience modifications due to rescattering.

What is the temporal and spatial emission pattern of the resonances observable in the di-leptonic compared to

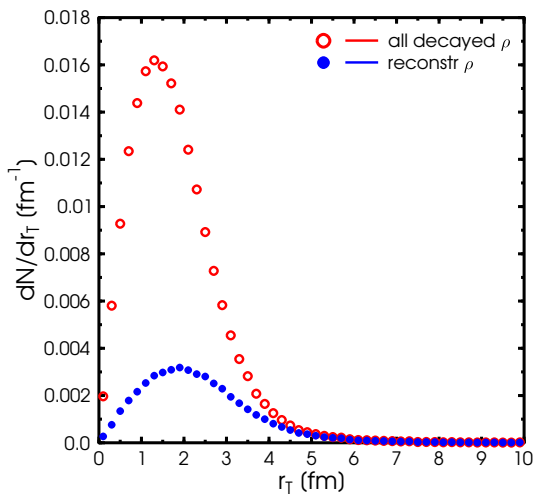


FIG. 8: Spatial distribution of ρ^0 resonances for min. bias C+C reactions at 2 AGeV. Full symbols depict those resonances whose decay products did not interact after the decay, whereas open symbols depict all decayed resonances.

those in the hadronic channel? Figures 6 and 7 depict the temporal distributions of reconstructable and all decayed ρ^0 and ω mesons. One observes a shift by 2 fm/c in the peak of the emission times from 5.5 fm/c for the di-lepton channel compared to the reconstructable ρ^0 's that are emitted at later stages of the collision, around 7.5 fm/c. Overall, the ω 's decay even later (notice the different scaling) at 7.5 fm/c (di-lepton channel) and 13 fm/c (pion channel), i.e. outside of the collision zone. That is the reason why there is nearly no suppression of the ω meson in the hadron channel.

Figures 8 and 9 depict the transverse distance $r_T = \sqrt{r_x^2 + r_y^2}$ of the meson resonances at the point of their decay. Here it is interesting to notice that there is only a rather small difference in the peak emission radii of the ρ^0 resonances observable in the di-lepton spectrum (maximal emission at $r_T = 1.3$ fm) compared to those in the hadronic correlation with $r_T = 1.8$ fm. Comparing both emission radii to the size of the Carbon nucleus ($r \sim 2.7$ fm) it seems that both reconstruction channels seem to be sensitive to similar in-medium modifications. A detailed comparison of the thermal parameters at the decay point of the resonances will be given in a follow-up work.

Let us finally discuss, one of the most interesting effects, the modification of the mass spectrum of the ρ^0 meson as has been discussed earlier for example in [25, 26, 27]. The mass distribution of the ρ^0 in min.bias C+C reaction at 2 AGeV is shown in Fig. 10. Open circles depict all decayed ρ^0 's (this is similar to the di-leptons invariant mass distribution multiplied by the branching ratio and the vector meson dominance factor of $1/m^3$), while the ρ^0 's reconstructable in $\pi\pi$ correlations are shown

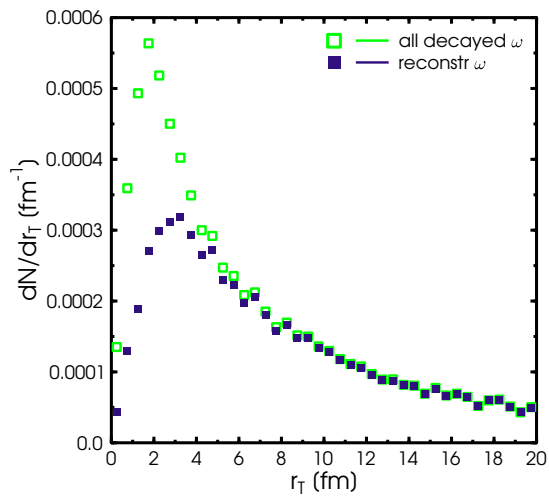


FIG. 9: Spatial distribution of ω resonances for min. bias C+C reactions at 2 AGeV. Full symbols depict those resonances whose decay products did not interact after the decay, whereas open symbols depict all decayed resonances.

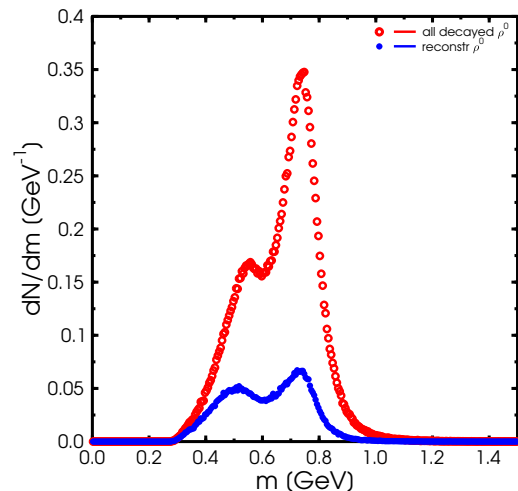


FIG. 10: Mass distribution for ρ^0 mesons for min. bias C+C reaction at 2 AGeV. The peak around 500 MeV is due to a strong contribution from $N_{1520}^* \rightarrow p + \rho$ which amounts to 75% for masses below 600 MeV.

as full circles. In both distributions, one observes a clear double peak structure, with maxima at the ρ pole mass (770 MeV) and around 500 to 600 MeV. Usually an enhancement of the ρ spectral function in this mass region has been attributed to strong in-medium modifications, due to finite densities and temperatures. However, in the present calculation, we do not make explicit use of any in-medium modification, but only include the coupling of the ρ to pions and baryons via the employed cross sections calculated from detailed balance.

A detailed analysis shows that the low mass peak is

due to the decay chain $N_{1520}^* \rightarrow p + \rho^0$ which contributes to 75% to the reconstructable ρ mass spectrum below 600 MeV. Without in-medium modifications, this decay process restricts the mass of the ρ to $m_\rho \leq m_{N_{1520}^*} - m_p \sim 580$ MeV and thus feeds strongly into the low invariant mass region of the ρ . Above 600 MeV, ρ 's are mostly produced from $\pi\pi \rightarrow \rho$. It seems that a dramatic modification of the ρ spectral function is mostly due to the decay kinematics of the production channel of the ρ . However, on top of these kinematic effects additional modifications of the ρ mass spectrum might occur.

In summary, we have explored ρ and ω production in C+C interactions at 2 AGeV. We have predicted the yields and spectra of these meson resonances when reconstructed in "di-lepton-like" and hadronic channel. The present calculations show a strong difference (factor 5) between the yields observable in the di-lepton and hadron channel. This can be understood due to a rescattering of the resonance daughter particles, shifting them out of the ρ peak. At midrapidity $8 \cdot 10^{-3}$ ρ 's per event can be reconstructed from the pion correlations. We predict a strong transverse momentum dependence of the ρ suppression pattern leading to an apparent heat-up of the ρ 's observed in the hadronic channel compared to the di-

lepton channel. Finally, we have pointed out that the mass spectrum of the reconstructable ρ 's shows a strong double peak structure. This second peak around an invariant mass of 500 MeV is due to ρ 's from the decay of the $N^*(1520)$ which feeds directly in to the ρ mass region below 580 MeV. Our prediction are a complimentary approach to the di-lepton measurements underway at HADES/GSI. The reconstruction of resonances in the hadronic channel yields additional information on the later stages of the reaction and is of special interest for direct tests of hadronic transport models without involving any di-lepton "after burners".

Acknowledgements

The authors thank GSI and BMBF for support. We thank Diana Schumacher and Christian Sturm for detailed discussions about the KAOS data. Fruitful discussions with Horst Stöcker, Peter Zumbach and Joachim Stroth are gratefully acknowledged. The computational resources have been provided by the Center for Scientific Computing in Frankfurt.

-
- [1] C. Markert [STAR Collaboration], J. Phys. G **30** (2004) S1313 [arXiv:nucl-ex/0404003].
 - [2] C. Markert [STAR Collaboration], arXiv:nucl-ex/0308029.
 - [3] C. Markert [STAR Collaboration], J. Phys. G **28** (2002) 1753 [arXiv:nucl-ex/0308028].
 - [4] P. Fachini [STAR Collaboration], J. Phys. G **30** (2004) S565 [arXiv:nucl-ex/0305034].
 - [5] P. Fachini, Acta Phys. Polon. B **35** (2004) 183 [arXiv:nucl-ex/0311023].
 - [6] P. Fachini, J. Phys. G **30** (2004) S735 [arXiv:nucl-ex/0403026].
 - [7] J. Adams *et al.* [STAR Collaboration], arXiv:nucl-ex/0412019.
 - [8] S. S. Adler *et al.* [PHENIX Collaboration], arXiv:nucl-ex/0409015.
 - [9] S. C. Johnson, B. V. Jacak and A. Drees, Eur. Phys. J. C **18** (2001) 645 [arXiv:nucl-th/9909075].
 - [10] M. Bleicher and J. Aichelin, Phys. Lett. B **530** (2002) 81 [arXiv:hep-ph/0201123].
 - [11] G. Torrieri and J. Rafelski, Phys. Rev. C **68** (2003) 034912 [arXiv:nucl-th/0212091].
 - [12] M. Bleicher, Nucl. Phys. A **715** (2003) 85 [arXiv:hep-ph/0212378].
 - [13] M. Bleicher and H. Stocker, J. Phys. G **30** (2004) S111 [arXiv:hep-ph/0312278].
 - [14] G. Torrieri, S. Steinke, W. Broniowski, W. Florkowski, J. Letessier and J. Rafelski, arXiv:nucl-th/0404083.
 - [15] S. Vogel and M. Bleicher, arXiv:nucl-th/0505027.
 - [16] S. Soff *et al.*, J. Phys. G **27** (2001) 449 [arXiv:nucl-th/0010103].
 - [17] G. Torrieri and J. Rafelski, Phys. Lett. B **509** (2001) 239 [arXiv:hep-ph/0103149].
 - [18] G. Torrieri and J. Rafelski, J. Phys. G **28** (2002) 1911 [arXiv:hep-ph/0112195].
 - [19] P. Braun-Munzinger, J. Stachel, J. P. Wessels and N. Xu, Phys. Lett. B **365** (1996) 1 [arXiv:nucl-th/9508020].
 - [20] P. Braun-Munzinger, D. Magestro, K. Redlich and J. Stachel, Phys. Lett. B **518** (2001) 41 [arXiv:hep-ph/0105229].
 - [21] K. Schweda, Talk given at the Quark Matter 2004
 - [22] S. A. Bass *et al.*, Prog. Part. Nucl. Phys. **41** (1998) 225 [arXiv:nucl-th/9803035].
 - [23] M. Bleicher *et al.*, J. Phys. G **25** (1999) 1859 [arXiv:hep-ph/9909407].
 - [24] C. Sturm *et al.* [KAOS Collaboration], Phys. Rev. Lett. **86** (2001) 39 [arXiv:nucl-ex/0011001].
 - [25] G. E. Brown and M. Rho, Phys. Rev. Lett. **66** (1991) 2720.
 - [26] R. Rapp and C. Gale, Phys. Rev. C **60** (1999) 024903 [arXiv:hep-ph/9902268].
 - [27] W. Cassing, E. L. Bratkovskaya, R. Rapp and J. Wambach, Phys. Rev. C **57** (1998) 916 [arXiv:nucl-th/9708020].